

Dealer Manual

Vehicle Transactions

November 13, 2013

Definitions/Terminology.	<u>1</u>
Vehicle Transactions.	<u>4</u>
General Information.	<u>4</u>
Titling.	<u>8</u>
New Vehicle.	<u>8</u>
Within Canada	<u>8</u>
Outside Canada.	<u>8</u>
Used Vehicle.	<u>9</u>
Within Nova Scotia.	<u>9</u>
Within Canada.	<u>9</u>
Outside Canada.	<u>9</u>
Permitting.	<u>10</u>
Proof of Insurance.	<u>11</u>
Estate Transactions.	<u>12</u>
Vehicle Owner Deceased with Will or Probate Papers.	<u>12</u>
Vehicle Owner Deceased Without a Will or Probate Papers.	<u>13</u>
Sale of Vehicle Not Safety Approved.	<u>14</u>
Repossessed Vehicles.	<u>15</u>
Builders' Lien Act, Warehousemen Lien Act, Credit Relief Act (Sheriff's Sale), Security Agreement- Consumer Credit Act, Personal Property Security Act.	<u>15</u>
Bankruptcy/Receivership Acts	<u>16</u>
Auctioned Repossessed Vehicles	<u>16</u>
Heavy Commercial Vehicles.	<u>17</u>
Branding - Stolen and Wrecked Vehicle Program.	<u>18</u>
Salvage Vehicles.	<u>18</u>
Rebuilt Vehicle.	<u>18</u>
Non-Repairable Vehicle.	<u>18</u>
Temporary Permits.	<u>19</u>
In Transit Permit.	<u>19</u>
Temporary Permit.	<u>19</u>
Identification Requirements.	<u>20</u>
Forms.	<u>21</u>
New Vehicle Information Statement	<u>21</u>
Example of Completed New Vehicle Information Statement.	<u>22</u>
Bill of Sale.	<u>23</u>
Example of Completed Bill of Sale.	<u>23</u>
Form 8E - Motor Vehicle Dealer Title Transfer.	<u>24</u>
Example of Completed Form 8E.	<u>27</u>
Form 2 - Application for Ownership, Permits, and Plates.	<u>28</u>
Examples of Completed Form 2's.	<u>31</u>
Issue New Plate.	<u>31</u>
Attach Existing Plate (Owner Different.	<u>32</u>
Issue Plate - Special Vehicle Type Classification (front).	<u>33</u>

Issue Plate - Special Vehicle Type Classification (back)	<u>34</u>
Certificate of Registration..	<u>35</u>
Examples of Completed Certificates of Registration..	<u>37</u>
Sale of Vehicle Not Safety Approved..	<u>38</u>
Example of Completed Sale of Vehicle Not Safety Approved form..	<u>39</u>
Dealer's Notice of Sale.	<u>40</u>
Application for Registered Weight for Commercial Vehicles (MV62G).	<u>41</u>
Example of Completed Form MV62G.	<u>43</u>
Statement of Insurance.	<u>44</u>
Example of Completed Statement of Insurance.	<u>45</u>
Repossession Form, MV65C..	<u>46</u>
Example of Completed Form MV65C.	<u>47</u>
Temporary Registration.	<u>48</u>
Example of Completed Temporary Permit.	<u>49</u>
Exemption from Off Highway Vehicles Infrastructure Fund Fee Form..	<u>50</u>
Example of Exemption from Off Highway Vehicles Infrastructure Fund Fee Form..	<u>51</u>

Definitions/Terminology

RMV - Registry of Motor Vehicles

CR, TITLE, OWNERSHIP - Certificate of Registration - The document we issue when a new vehicle is registered for the first time and thereafter each time a vehicle ownership changes (shows vehicle ownership).

TRANSFER - Refers to a transfer of ownership of a motor vehicle. Whenever a vehicle is sold or given to someone, the ownership/registration of the vehicle must be **transferred** to the new owner.

TRANSACTION - Refers to the type of product or service the client requires. For example, a vehicle ownership transfer is a 'transaction' as is the issuance of a replacement licence plate.

MVA - Motor Vehicle Act - This is the legislation that governs not only what we do, but also most things relating to driver licences and motor vehicles.

OHVA - Off Highway Vehicles Act - This is the legislation that governs what we do relating to off-highway vehicles.

VIN - Refers to the **Vehicle Identification Number**, otherwise known as a **serial number**. Around 1981, all new vehicles were issued a 17 character number by the manufacturer. The first 10 -12 characters indicate information such as the manufacturer, place of manufacture, model, year etc and the remaining numbers are the actual serial number.

NVIS - New Vehicle Information Statement - This is a Canadian document which was introduced in 1980 to ensure accurate recording of the VIN. Every new vehicle has a **NVIS** when it comes from the manufacturer to the dealer. In addition to the VIN, the NVIS also has a description of the vehicle including the year, make model, shipping weight, and a place for the purchaser's name and address and signature of the selling dealer.

STATEMENT/CERTIFICATE OF ORIGIN - Similar to the NVIS, this is the document that accompanies new vehicles from the manufacturer to the dealer in the United States. We see these with new vehicles that are purchased in the US and imported to Canada prior to being registered.

NEW VEHICLE - A vehicle that has never been sold or registered/titled in any jurisdiction.

USED VEHICLE - A vehicle that has been sold or registered/titled.

VEHICLE OWNER- This is the person(s) or company in whose name the Certificate of Registration has been issued.

PLATE OWNER - This is the person(s) who owns the plate(s) on the vehicle (vehicle permit will indicate plate ownership and vehicle registered owner).

PERMIT - Vehicle permit showing plate number, expiry, vehicle description etc.

TP - TEMPORARY PERMIT - Document which takes the place of a vehicle permit and licence plate(s) which is placed in the lower right hand corner of the windshield or left rear window. Usually valid for 30 days.

IN-TRANSIT PERMIT - Document which takes the place of a vehicle permit and plates, similar to the above Temporary Permit, however, in-transits are only valid to move a vehicle on a given day between specific points. Sometimes referred to as a SINGLE MOVE PERMIT

STICKER - This is the **plate validation sticker** that is placed in the corner of a licence plate to indicate the date when the vehicle registration expires. Sticker can also refer to the **Motor Vehicle Inspection** sticker.

SEARCH - Applicants who require information on a vehicle history or a driver's licence obtain a search. For a fee, they receive specific information, provided it is information that we are able to release. In most situations, written permission from the person on whom the information is sought is required before we can release any information.

LICENCE - Usually this refers to a driver's licence, however some customers consider their vehicle permit to be a licence, or say they want to get their vehicle licensed.

MOTOR VEHICLE REGULATIONS - The *Motor Vehicle Act* specifies what we will do, the regulations specify how we will do it and provide the details such as fees, descriptions of licence plates, special conditions etc.

CLASS - Refers to a type of vehicle registration. Examples of vehicle classes are: 10, 11, 13, 17, 19, 20, 23, 27, 28, 30, 32, 40, 49, 70, 75 (e.g. Class 10 - Passenger).

DEFACED - Applications that have been changed with 'white out' or have signatures, names or dates scratched out or erased, are said to be defaced and cannot be accepted. For example, a change to the purchaser's name on a vehicle transfer could mean that the vehicle was actually sold by a 'curbsider' or someone who has not registered the vehicle and paid tax.

FORM 2 - This refers to the form titled "Application for Ownership Permit and Plates".

FORM 8E - This refers to the Motor Vehicle Dealer Title Transfer application form. This form can only be used by a licensed dealer. The 8E is used when the Certificate of Registration is lost, defaced, or when all spaces are on the Certificate of Registration are full.

BILL OF SALE - A complete bill of sale should indicate the name of purchaser, date of sale (cannot be future dated), year, make, model and vehicle identification number (VIN), purchase amount (paid in full) and seller's signature.

62G FORM - Application form used to determine the maximum weight a commercial vehicle can be registered, based on the type of vehicle and trailers towed and the number of axles, axle spacing and front end certification.

NSC - National Safety Code - This code is made up of 16 minimum standards that will assist Commercial Carriers and drivers to remain in compliance with local, national and international rules for owning and operating commercial vehicles.

CARRIER REGISTRATION PROGRAM - Carriers who operate commercial motor vehicles with a registered gross vehicle weight in excess 4,500 kilograms, and buses over ten passengers (regardless of weight), including school buses will be subject to all the criteria of the Carrier Registration Program.

IREP - Inter-Provincial Record Exchange Program - Program to receive and send electronic confirmation of a vehicle registration/ownership in another Canadian jurisdiction.

Vehicle Transactions

General Information

- A New Vehicle Information Statement (NVIS) must accompany the application for initial titling of new cars, trucks, motor homes, trailers, off highway vehicles and motorcycles.
- The Motor Vehicle Inspection information must be shown on the Certificate of Registration or Form 8E and also on the Temporary Registration permit, if issued.
 - ▶ Vehicles sold between licensed automobile dealers do not require safety inspection prior to sale.
 - ▶ Vehicles operating with an in transit permit do not require an inspection sticker but must be in safe operating condition.
- All transactions must state the applicant's or purchaser's full name, date of birth, residential address and mailing address, if different than residence, and master number if the applicant has one.
- All applications must show written signatures and dates of sale on the application where required. If the seller or purchaser is a company, the company name/stamp must accompany the signature. If the vehicle was or is to be registered jointly, then all signatures are required
- No applications will be processed unless they bear the company name or stamp of the dealer, along with a signature of the signing officer whose name is on record at the Registry of Motor Vehicles.
- A buyer's number plate(s) may be attached to a vehicle and operated for 30 days, provided the plate(s) being attached are valid, pending transfer of title and issuance of new documents.
 - If the plate(s) being attached by the client are valid, it is not necessary to issue a temporary permit.
 - When a person trades in their vehicle, the plate(s) on the vehicle are to be returned to the customer. They are not to be destroyed by the dealer.
- Dealer's Notice of Sale (Form 29) should be completed and submitted to the Registry of Motor Vehicles immediately after sale of vehicle(s).

- All commercial vehicles being registered in excess of 14,600 kg, registered weight must be accompanied by Form 62G fully completed.
 - When advised by a customer that International Registration Plan (IRP) registration is intended for a vehicle, the dealer may issue a temporary permit to the applicant, if the vehicle weight does not exceed 5000 kg. All documents required for transfer and registration of the unit are to be supplied to the applicant, who must personally contact the IRP Section in Halifax, Dartmouth or Sydney to obtain IRP registration for the vehicle.
 - All class 20, 28 vehicles with a registered weight in excess of 4500 kg and all class 23 vehicles with a seating capacity in excess of 10 (including the driver, regardless of weight), must have a valid Commercial Carrier Registration (National Safety Code).
- Determine Vehicle Class - All vehicles are divided into classes according to their body type and type of usage. To determine the vehicle class, look at the body type from the New Vehicle Information Statement (or previous registration from another jurisdiction). For further information, refer to Vehicle Class & Body Type Codes on the next page.

VEHICLE CLASS & BODY TYPE CODES

CLASS 10 - PASSENGER

CV	Convertible	2D	2 door sedan	4D	4 door sedan	6D	6 door sedan
2T	2 door hardtop	2B	2 door hatchback	4T	4 door hardtop	4B	4 door hatchback
3D	3 door sedan	2W	2 door station wagon	4W	4 door station wagon		

CLASS 11 - MOTORCYCLE

MC Motorcycle

CLASS 13 - MOTOR DRIVEN CYCLE

MC Motor Driven Cycle

CLASS 17 - CAMPER

CA Camper MH Motor home

CLASS 19 - ANTIQUE

CV	Convertible	2D	2 door sedan	MP	Multipurpose	4D	4 door sedan
RA	4 wheel drive	6D	6 door sedan	VN	Van	2T	2 door hardtop
2B	2 door hatchback	4T	4 door hardtop	4B	4 door hatchback	2W	2 door station wagon
4W	4 door station wagon	PK	Pickup	CT	Conventional tractor	TK	Tank/pumper
MC	Motorcycle	DP	Dump truck				

CLASS 20 - COMMERCIAL TRUCK

AM	Ambulance	OV	Open top van	CB	Cab and chassis	PD	Parcel delivery van
DP	Dump truck	PK	Pickup	FM	Fixed machine	PR	Packer
FV	Freight van	RA	4 wheel drive	HS	Hearse	SD	Sedan van/club wagon
IC	Incomplete chassis	ST	Stake 1 rack	MP	Multipurpose	TK	Tank/pumper
MX	Transit mixer	VN	Van	WR	Wrecker		

CLASS 23 - BUS

BU Bus SB School Bus

CLASS 27 - OFF HIGHWAY

A3	ATV 3-wheel	A4	ATV 4-wheel	DB	Dune buggy	MB	Mini bike
RA	4 Wheel drive	SV	Snow vehicle	MC	Motorcycle	A6	ATV 6-wheel
6W	6 Wheel	8W	8 wheel	A8	Argo 8 wheel	MP	Multipurpose

CLASS 28 - COMMERCIAL TRUCK

CO Cab over tractor CT Conventional tractor

CLASS 30 - TRAILER

AT	Auto transporter trailer	LT	Liquid tanker	BT	Boat trailer	LV	Livestock trailer
CD	Converter dolly trailer	MT	Transit Mixer trailer	CR	Crane	PF	Platform trailer
DT	Dry bulk trailer	PL	Pole trailer	DU	Dump trailer	PW	Portable washroom
FT	Fixed machine trailer	TT	Tent Trailer	HR	Horse trailer	TV	Travel trailer
LB	Lowbed trailer	TY	Utility trailer				

CLASS 32 - SEMI-TRAILER

AT	Auto transporter trailer	LB	Lowbed trailer	BT	Boat trailer	LT	Liquid trailer
CD	Converter dolly trailer	LV	Livestock trailer	CR	Crane	MT	Transit mixer trailer
DT	Dry bulk tanker	PF	Platform trailer	DU	Dump Trailer	PL	Pole trailer
FT	Fixed machine trailer	TV	Travel trailer	HP	Hopper trailer	TY	Utility trailer
HR	Horse trailer	VT	Freight van trailer	TV	Travel Trailer		

CLASS 40 - FARM TRACTOR

TC Farm Tractor

CLASS 49 - FIRE TRUCK

TK Tank/Pumper CT Conventional tractor CO Cab over tractor

CLASS 70 - MISC. EQUIPMENT POWERED

BD	Bulldozer	MP	Multipurpose	BH	Backhoe	PV	Paver
CH	Crusher	RL	Roller	CO	Cab over tractor	RR	Rotter
CT	Conventional tractor	SK	Skidder	CR	Crane	SL	Snow blower
EX	Excavator	SP	Spreader	FL	Forklift	SR	Scraper
FM	Fixed Machine	SW	Sweeper	FW	Timber frwrdr	TC	Farm tractor
GR	Grader	TF	Tree farmer	LO	Loader	TJ	Timber jack
WD	Well driller						

CLASS 75 - MISCELLANEOUS EQUIPMENT TOWED

AC	Air compressor trailer	SM	Saw mill	CS	Construction shack	TP	Tar pot trailer
FT	Fixed machine	WE	Welder trailer	GE	Generator trailer	WS	Wood splitter trailer

To avoid irregularities which sometimes exist in registration documents, the following procedures should be followed (this will permit processing of documents in a more efficient and effective manner):

- 1) Out-of-Province vehicle permit must accompany Form 2 for vehicles previously registered in another province.
- 2) Defaced Certificates of Registration must be accompanied by a Form 8E when applying for registration.
- 3) Form 8E or a Form 2 must be completed in full for the transaction being applied for.
- 4) When the Certificate of Registration is not available, a Form 8E may be completed for transfer of a vehicle. Section 2, sale portion, must be completed and signed by the registered owner showing assignment to the dealer. The dealer completes Section 3, showing sale to the buyer, with Section 4 being completed by the buyer. The seller must also complete bottom "NOTICE OF SALE TO DEALER" detach this notice and send it directly to the Registry of Motor Vehicles.
- 5) If NVIS card is lost or defaced, we will require the following:
 - A letter on dealer letterhead stating what has happened to the NVIS card. This letter must be from the dealer that received the vehicle directly from the manufacturer.
 - Complete Bill of Sale from your dealership to the purchaser and a Form 2 completed by the purchaser.
 - Copy of the manufacturer's invoice/bill of sale to the dealer.
- 6) Vehicle classes (i.e. 17, 20, 23, 28, 30 and 49) with a carrying capacity are registered not merely for their body weight but for the weight of the vehicle plus the heaviest load that the owner expects to carry. If the owner exceeds this registered weight, they can be fined. The standard question to ask the customer is:

What weight do you wish to register your vehicle for, taking into account the weight of the largest load you will be carrying?

Note: For additional information, please visit our website at <http://www.gov.ns.ca/snsmr/rmv/registration/>

Titling

The following lists the documentation required for various titling transactions:

New Vehicle

- **Within Canada**
 - New Vehicle Information Statement (NVIS)
(Note: If NVIS is lost or defaced, copy of manufacturer's invoice, a letter of explanation, a complete Bill of Sale from your dealership to the purchaser and a Form 2 completed by the purchaser.)
 - Application form (Form 2) completed and signed by buyer (and lessee, if applicable)
 - Title fee (+ registration fee if plating vehicle)
 - Statement of Insurance form required if plating vehicle
(*Exceptions: Off-highway vehicles and trailers*)

- **Outside Canada**
 - Certificate of Origin or New Vehicle Information Statement (NVIS) from manufacturer.
 - Bill of Sale
 - Application form (Form 2) completed and signed by buyer (and lessee, if applicable)
 - Vehicle Import Entry (Form 1) form from Canada Border Services Agency (if not on Pre-clearance List)
 - If vehicle to be titled in dealership name, Canada Customs Coding Form (B3) indicating what taxes were paid and submit remaining portion of the HST if the GST was collected
 - Title fee (+ registration fee if plating vehicle)
 - Statement of Insurance form required if plating vehicle
(*Exceptions: Off-highway vehicles and trailers*)

Used Vehicle

- **Within Nova Scotia**
 - Certificate of Registration (CR) completed and signed by seller and buyer
(Note: If CR is lost or defaced, a completed Form 8E.)
 - Title fee (+ registration fee if plating vehicle)
 - Statement of Insurance form required if plating vehicle
(*Exceptions: Off-highway vehicles and trailers*)

- **Within Canada**
 - Out-of-Province title/permit completed and signed by seller and buyer
(Note: If Out-of-Province title/permit is lost or defaced, a completed Form 8E, plus a search fee to confirm ownership through IREP.)
 - Application form (Form 2 or 8E) completed and signed by buyer (and lessee, if applicable)
 - Title fee (+ registration fee if plating vehicle)
 - Statement of Insurance form required if plating vehicle
(*Exceptions: Off-highway vehicles and trailers*)

- **Outside Canada**
 - Out-of-Province title completed and signed by seller and buyer
 - Application form (Form 2 or 8E) completed and signed by buyer (and lessee, if applicable)
 - Vehicle Import Entry (Form 1) form from Canada Border Services Agency (if not on Pre-clearance List)
 - If vehicle to be titled in dealership name, Canada Customs Coding Form (B3) indicating what taxes were paid and submit remaining portion of the HST if the GST was collected
 - Title fee (+ registration fee if plating vehicle)
 - Statement of Insurance form required if plating vehicle
(*Exceptions: Off-highway vehicles and trailers*)

Permitting

- Any time a vehicle permit (plate) is issued or renewed for a motorized vehicle (excludes off-highway vehicles, trailers, semi-trailers and miscellaneous towed vehicles), insurance information is required.
- A buyer's number plate(s) may be attached to a vehicle and operated for 30 days, provided the plate(s) being attached are valid, pending transfer of title and issue of new documents.
- If the plate(s) being attached to a vehicle is not the same name as the vehicle owner, Part 3 on the new Certificate of Registration, Section 5 on Form 2 or Section 6 on Form 8E must be completed and signed by both the vehicle owner and plate owner. You may validate the name of the plate owner by means of a vehicle permit.
- If the plate(s) being attached by the client is valid, it is not necessary to issue a temporary permit.
- When a person trades in their vehicle, the plates on the vehicle are to be returned to the customer.
- All commercial vehicles being registered in excess of 14,600 kg, registered weight must be accompanied by Form 62G fully completed.
- When advised by a customer that International Registration Plan (IRP) registration is intended for a vehicle, all documents required for transfer and registration of the unit are to be supplied to the applicant, who must personally contact the IRP Section in Halifax, Dartmouth or Sydney to obtain IRP registration for the vehicle.
- All class 20, 28 vehicles with a registered weight in excess of 4500 kg and all class 23 vehicles with a seating capacity in excess of 10 (including the driver, regardless of weight), must have a valid Commercial Carrier Registration (National Safety Code).
- When registering an off-Highway vehicle (class 27) and the client advises that the vehicle is used exclusively for non-recreational use or on their private land and wishes to be exempt from the Off-highway Infrastructure fee, they must complete an "Exemption from Off-Highway Vehicles Infrastructure Fund Fee Form" to be submitted along with the registration form (CR, Form 2 or 8E).

Proof of Insurance

- Motor Vehicle dealers must obtain a completed “Statement of Insurance” form when applying for plate registration on the customer’s behalf. This includes requests for new plates or the transfer of existing plates.
- The completed “Statement of Insurance” form must be submitted to the Registry of Motor Vehicles at the time of transfer, in conjunction with required registration documents.
- However, in the event that a temporary permit or in-transit is being issued to a customer that intends to submit their own documentation, the appropriate insurance information may be recorded on a blank area of the white copies (triplicate and quadruplicate) of the temporary registration form. The customer will be required to submit a completed “Statement of Insurance” form at the time of registration.
- When the customer receiving the temporary permit or in-transit is another Motor Vehicle Dealer, the insurance information is not required to be recorded in the above manner, however, the issuer must be satisfied that the dealer receiving the temporary permit or in-transit has adequate insurance.
- Insurance information is not required to be recorded for off highway vehicles and trailers.

Estate Transactions

The ownership of vehicles sold by way of the *Intestate Succession Act* are commonly referred to as estate transfers. When a vehicle owner dies, ownership of the vehicle is automatically deemed to be registered in the name of the estate of the deceased person for a period of 60 days (provided the licence plates are valid) as per Section 23(7) of the *Motor Vehicle Act*. If the vehicle is not sold within the 60 day period or the licence plates become expired, the vehicle may be transferred into the name of the estate. The vehicle may also be transferred into the name of the estate within the 60 day period.

I. Vehicle Owner Deceased with Will or Probate Papers

If the vehicle owner is deceased and there is a Will or Probate Papers, the following documentation is required for transfer of registered owner:

- a. **Death Certificate or Funeral Director's Statement of Death** - from Vital Statistics or Funeral Home indicating the client is deceased.

Note: A Death Certificate or Funeral Director's Statement of Death is not required if "Client Deceased" has previously been recorded under the client's record on the RMV application.

- b. **Signed Will or Probate Papers** - Copy of the entire document including page(s) showing who the executor/executrix is and required signatures.

Note: If the name of the Executor/Executrix has previously been recorded (under the client's record on the RMV application), a copy of the Will or Probate Papers is not required. Also, if the vehicle is registered in joint ownership, it is not necessary to produce a copy of the Will. A copy of the Death Certificate or Funeral Director's Statement of Death is sufficient, together with the Certificate of Registration properly endorsed by the surviving owner(s).

- c. **Certificate of Registration** - on the reverse side, Part 1 must be completed and signed by the Executor/Executrix as seller. The Executor/Executrix will sign their name and above their signature will write "Executor/Executrix for the estate of (name of the deceased)". If more than one Executor/Executrix is appointed, only one signature is required. However, if more than one Executor/Executrix is appointed **jointly** (i.e. I appoint John Smith and Jane Doe jointly as executors of my estate), then both

signatures are required.

Note: If a Certificate of Registration is not available, the Executor/ Executrix may sign in Part 2 of the Dealer 8E form over to the dealership.

II. Vehicle Owner Deceased Without a Will or Probate Papers

If the vehicle owner has deceased and there is no Will or Probate Papers and the deceased's **estate net value does not exceed \$50,000**, the next of kin should contact the Registry of Motor Vehicles to inquire on what documentation is required to have the vehicle transferred from the deceased.

If the vehicle owner has deceased and there is no Will or Probate Papers and the deceased's **estate net value exceeds \$50,000**, the estate must be settled in Probate Court or the Court may assign an Administrator.

Note: In the case of a registered Indian who, at the time of death, was ordinarily a resident of an Indian Reserve, we will accept an appointment of administrator issued by Indian and Northern Affairs Canada (INAC) for an estate of any value with or without a Will.

Sale of Vehicle Not Safety Approved

When a dealership sells a vehicle "Not Safety Approved" (Sold without Inspection by the Dealer), the required procedure is as follows:

- The inspection sticker is to be removed from windshield by dealer and the Certificate of Registration (or 8E) endorsed "Not Safety Approved" (stamp preferable) by the dealer.
- Inspection number removed is to be noted on the "Not Safety Approved Form 20".
- The Dealer must complete Form 20 "SALE OF VEHICLE-NOT SAFETY APPROVED" in triplicate.
- Original and Second copy are given to the purchaser and the Third copy is for the for dealer records.
- The dealer must NOT issue the purchaser a TEMPORARY REGISTRATION PERMIT, as this would suggest the purchaser may operate a Not Safety Approved Vehicle without inspection. The purchaser is subject to being charged by law enforcement for operating a Vehicle Not Safety Approved.
- The dealer may issue the purchaser an IN TRANSIT PERMIT to move the vehicle from the dealer's premises to a destination requested. However, an intransit permit does not authorize operation of a vehicle in an unsafe or unfit condition, or not equipped as required by the Motor Vehicle Act.
- Proof of inspection (i.e. safety inspection certificate) must be provided before a "Not Safety Approved" vehicle may be registered (plated).

Repossessed Vehicles

Ownership of repossessed vehicles can be transferred and sold by way of mechanism of law (i.e. the *Bankruptcy Act*, the *Receivership Act*, the *Personal Property Security Act*, etc.). The mechanisms by which vehicles are repossessed are typically liens placed against the vehicle by a financial institution or individual with a vested financial interest or seized and sold through a Sheriff's sale.

Vehicles sold under these circumstances, referred to as transferred by operation of law, may be sold individually, or in larger numbers through auction companies, etc. Unless the vehicle is intended to be operated while in their possession, the lien holder or appointed receiver is not required to obtain a Certificate of Registration for the vehicle. When a vehicle is repossessed by a financial institution, the vehicle is repossessed from the person/company who signed the conditional sales contract. This person is referred to as the beneficial owner.

A voluntary repossession occurs when the registered owner voluntarily signs the rights to the vehicle, in an acceptable manner dependent upon the situation (ie. Certificate of Registration, 8E, etc), to another party (ie. the lien holder). A form MV65C "Repossession Card" is not required for a voluntary repossession.

Procedure

I. **Builders' Lien Act, Warehousemen Lien Act, Credit Relief Act (Sheriff's Sale), Security Agreement- Consumer Credit Act, Personal Property Security Act.**

If a vehicle has been repossessed under mechanisms of law (i.e. the *Personal Property Security Act*), the following documentation is required for transfer of registered owner:

- a. Certificate of Registration - on the reverse side, Part 1 must be completed and signed by the lien holder. The purchaser must sign and complete Part 3 or 4 (Application for Certificate of Registration by Purchaser).

Note: If a Certificate of Registration is not available, a complete bill of sale from the lien holder and a Form 2 completed and signed by the purchaser may be accepted.

- b. **Form MV65C** - the "Repossession Card" must be completed by the lien holder. The "Repossession Card" may not contain any alterations or voids and must include the following information:

- The name and address of the lien holder must be indicated in space provide at the top of the "Repossession Card".
- The previous owner's name and address must be completed in the space provided in Section 1.
- The VIN / serial number, year, make, model, body type, plate number and expiry (if available) of the vehicle repossessed must also be indicated in the space provided in Section 1.
- The reason the vehicle was repossessed (ie. Mechanics's lien Act etc) must be indicated in the space provided in Section 2.
- A signature per the lien holder's name witnessed by a Barrister, Notary Public or Commissioner must be provided within the space provided at the bottom of the "Repossession Card".

c. Written Authorization - must be submitted if the lien holder has authorized another person/company to repossess the vehicle and/or complete required documentation on their behalf.

II. Bankruptcy/Receivership Acts

If a vehicle has been repossessed under conditions of the Bankruptcy/Receivership Acts, the following documentation is required for transfer of registered owner:

- a. Certificate of Registration** - Part 1 on the reverse side must be completed and signed by a signing officer per the company name appointed trustee. The purchaser must sign and complete Part 3 or 4 (Application for Certificate of Registration by Purchaser).
Note: If a Certificate of Registration is not available, a complete bill of sale from the company appointed trustee of the vehicle, and a Form 2 completed and signed by the purchaser may be accepted.
- b. Receiving Orders** - issued by the Court indicating the company that has been appointed trustee.
- c. Written Authorization** - must be submitted if the appointed trustee has authorized another person / company to repossess the vehicle and/or complete required documentation on their behalf.

III. Auctioned Repossessed Vehicles

If a repossessed vehicle appears on an approved list of vehicles to be sold

through or by way of an auction company, the following documentation is required for transfer of registered owner:

- a. **Certificate of Registration** - Part 1 on the reverse must be completed and signed by the lien holder or appointed trustee. Part 2 must be completed and signed by a signing officer per the auction company's name. The purchaser must sign and complete Part 3 or 4 (Application for Certificate of Registration by Purchaser).

Note: If a Certificate of Registration is not available, written authorization for the auction company to sell the vehicle on behalf of the lien holder or appointed trustee, a complete bill of sale from the auction company, and a Form 2 completed and signed by the purchaser may be accepted.

- b. **Form MV65C** - completed as per the information requirements of Section I (b).
- c. **Receiving Orders** - as per the information requirements of Section II (b) required for vehicles repossessed under conditions of the Bankruptcy/Receivership Acts.
- d. **Written Authorization** - must be submitted if the lien holder or appointed trustee has authorized another person / company to repossess the vehicle and/or complete required documentation on their behalf.

Heavy Commercial Vehicles

The "Application for Registered Weight for Commercial Vehicles" (62G) form must be completed by applicants requesting a registered weight in excess of 14,600 kilograms and/or a gross axle weight in excess of 5500 kilograms on the steering axle must be supported by a 62G form.

- The applicant must determine the maximum permitted weight for assemblies from the Weights and Dimensions of Vehicles Regulations.
- The purpose of the 62G application is to capture specific vehicle information necessary to determine the maximum registered weight allowed on the highway.
- The applicant must circle the diagram in **Section C** that most resembles the axle groupings to be registered.
- If the gross weight on the steering axle exceeds 5500 kilograms, the certification in **Section A** must be completed by a manufacturer's agent or sales/service representative.
- The applicant must then determine the maximum permitted weight for the assemblies from the Weights and Dimensions of Vehicles Regulations (this will also assist in determining if a special move permit is required).
- The applicant must then complete and sign **Section B**.

Branding - Stolen and Wrecked Vehicle Program

Salvage Vehicles:

Salvage vehicle means any vehicle that is damaged by collision, fire, flood, accident, trespass or other occurrences to the extent that the cost of repairing the vehicle for legal operation on the highway exceeds its fair market value immediately before the damage.

When notification is received by the Department or vehicles transferred, the vehicle record and the Certificate of Registration are branded **Salvage**. The vehicle cannot be issued a permit or plates.

Rebuilt Vehicle:

Rebuilt vehicle means any salvage vehicle that has been rebuilt and that has been inspected for the purpose of registration. The vehicle must be inspected at a licensed Motor Vehicle Inspection centre and a Certificate of Mechanical Fitness form completed and certified by a licensed Motor Vehicle Inspection mechanic.

If the vehicle passes the Mechanical Fitness, the brand on the title is then changed to **Rebuilt**. This condition stays with the vehicle for life. The vehicle may then be issued plates and permit.

Non-Repairable Vehicle:

Non-repairable vehicle means a vehicle that is incapable of operation or use on the highways and which has no resale value except as a source of parts or scrap. Once branded as **Non-repairable**, the vehicle can never be returned into circulation and can only be used for parts.

Temporary Permits

In Transit Permit:

In transit permits may be issued to move:

- an unregistered, unloaded vehicle from one point to another within Nova Scotia. However, an in transit permit may not be issued to a unit that is not otherwise eligible for registration under the *Motor Vehicle Act* (ie. mobile home).
- a vehicle with an expired safety inspection. However, an in transit permit does not authorize operation of a vehicle in an unsafe or unfit condition, or not equipped as required by the *Motor Vehicle Act*.

In transit permits are valid only on the date specified on the permit as recorded on the back of the form in the expiry boxes provided. This information must be included on the form for the application to be considered valid. As well, an in-transit permit is valid only to authorize operation of a vehicle between the two points named in the permit.

Temporary Permit:

A Temporary Permit may be issued to someone who has purchased a vehicle and does not have valid plate(s) to attach to the vehicle (valid for up to 30 days from date of issuance).

A vehicle operating with a Temporary Permit is required to bear proof of a valid safety inspection.

Temporary registration numbers are not to be issued for the purpose of renewing the registration of a vehicle already in the dealer's name or another person's name.

Temporary permits are not issued to commercial vehicles in excess of 5000 kg.

In the event that a Temporary Registration Number has been affixed to the window of a vehicle in an individual's name and the transaction is not completed, the dealer must forward a letter to this department reassigning interest in the vehicle from the potential buyer to the dealer accompanied by all four copies of the temporary permit which includes the canceled sticker, before the Temporary Registration Book may be replaced. If all copies are not available (lost, destroyed etc.), an affidavit is required to be completed explaining the whereabouts of the permit. The affidavit must be signed in the

presence of a Barrister or Commissioner of the Supreme Court. Voids are to be left in the stub of the book and submitted with the completed books.

Identification Requirements

Any individual or group of individuals (joint ownership) must present identification prior to creating a Master Number on the Registry of Motor Vehicles on-line system. These identification requirements will not apply to companies.

This will impact a minimum number of customers registering vehicles. Only customers who have not previously been assigned a Master Number will have to visit a Registry of Motor Vehicles office prior to processing a vehicle transaction.

Therefore, if your Dealership intends to process the vehicle registration for any of your clients, you must ensure your client's master number is on the application. For any customers that have not been issued a Nova Scotia master number, please advise them to visit the nearest Registry of Motor Vehicles office to provide required identification and make application for registration.

The following identification is required to be displayed by individuals, at a Registry of Motor Vehicles office, prior to creating a Nova Scotia master number:

One of the following age verification documents:

- Birth Certificate, Passport, Canadian Citizenship Card, Permanent Resident Card or Immigration Papers - Record of Landing, Foreign Driver's Licence, or Certificate of Indian Status Card.

and **two** additional pieces of identification with the applicant's name and signature, such as (but not limited to):

- a Foreign Driver's Licence, Credit Card, Bank Card, Vehicle Registration, Health Card.

If your client is a company and they do not have a master number, we will require the following documentation to be included with their registration documentation:

- A copy of their valid Registry of Joint Stocks certificate; or
- A copy of their valid incorporation papers, if the company is registered in New Brunswick; or
- A copy of valid federal incorporation certificate, if the company is federally incorporated and not carrying on business in Nova Scotia.

Note: If the company operating under a personal name (i.e. John Doe) or is a government department/agency, additional documentation will not be required.

Forms

New Vehicle Information Statement

Vehicle Identification Number				Make	Model	Model Year	Body Type
Colour	No. of Cylinders	Motive Power	Shipping Wt. (kg)	G.V.W.R. (kg)	Wheelbase (mm)	Plate Number	
Manufacturer's / Importer's Name & Location							
I, the undersigned authorized representative of the company, firm or corporation named below, hereby certify that the new vehicle herein described is assigned on this date for registration to:							
Name of Purchaser(s)		Surname		First		Initial	
Address (Street No. or Lot)		and Town		Apt. No.		Telephone	
Post Office (City, Town or Village and R.R. No.)				Postal Code		Odometer Reading	
and certify that the vehicle is new and has not been registered previously:							
Dealer's Name							
Dealer's Number							
Authorized Signature						Date	

Form 167 (Rev. 04/06) 113S-00-D MG-8561

- Vehicle Identification No.
- Make
- Model
- Model Year
- Body Type
- Colour
- No. Of Cylinders
- Motive Power
- Shipping Weight
- Gross Vehicle Weight
- Wheelbase
- Plate Number

- Manufacturer's /Importer's Name and Location
- Name and Address of Purchaser(s)
- Odometer Reading
- Dealer's Name
- Dealer's Number
- Authorized Signature of Dealer (Dealer name/stamp must accompany

- signature)
Date

Example of Completed New Vehicle Information Statement:

New Vehicle Information Statement

Vehicle Identification Number 12345678901234567			Make MAKE	Model MODEL	Model Year 2010	Body Type 4D
Colour BLU	No. of Cylinders 06	Motive Power G	Shipping Wt. (kg) 1234	G.V.W.R. (kg)	Wheelbase (mm)	Plate Number ABC 123
Manufacturer's / Importer's Name & Location MAKE MANUFACTURING, HALIFAX NS						

I, the undersigned authorized representative of the company, firm or corporation named below, hereby certify that the new vehicle herein described is assigned on this date for registration to:

Name of Purchaser(s) PUBLIC	Surname	First JOHN	Initial J
Address (Street No. or Lot) 123 ANY ST	and Town ANY TOWN NS	Apt. No.	Telephone
Post Office (City, Town or Village and R.R. No.)	Postal Code B1B 2B2	Odometer Reading 1 km	

and certify that the vehicle is new and has not been registered previously:

Dealer's Name ABC AUTO SALES	ABC Auto Sales	Day 29	Month 06	Year 10
Dealer's Number 12345	<i>Jane Doe</i> Authorized Signature	Date		

Form 157 (Rev. 04/06) 1135-00-D MG-8551

Bill of Sale

A complete bill of sale should include the following:

- Name of Purchaser(s)
- Date of Sale (not future dated)
- Year, Make and Model of Vehicle
- Vehicle Identification Number (VIN)
- Purchase amount (paid in full)
- Seller's signature

Note: If the seller is a company, the company name/stamp must accompany the signature. If the vehicle was registered jointly, then all signatures are required.

ABC Company	
789 Some St Anytown NS B1B 2B2 GST/HST # R123456789	
Bill of Sale	
Sold to:	Jane Smith 12 Main St Anytown NS B1B 3C3
Purchase Date:	May 12, 2011
Vehicle Information:	2009 Make, Model VIN 12345678902134455
Purchase Price:	\$20,000.00
GST/HST:	<u>3,000.00</u>
Total Price:	<u>\$23,000.00</u>
Paid in Full	
for <u>John O. Public</u> ABC Company <u>May 12, 2011</u> Date	

**Exam
ple of
Comp
leted
Bill of
Sale**

Form 8E - Motor Vehicle Dealer Title Transfer



FOR OFFICE USE ONLY	
C. of R. #	_____
PERMIT #	_____
STICKER #	_____ YEAR _____
PLATE #	_____
PAYMENT TYPE	<input type="checkbox"/> Cheque <input type="checkbox"/> Cash <input type="checkbox"/> Money Order <input type="checkbox"/> Debit Card <input type="checkbox"/> Credit Card
Amount of Change to Client: \$ _____	

Motor Vehicle Dealer Title Transfer

SECTION 1 - Vehicle Information NOTE: It is the responsibility of the seller to notify Service Nova Scotia and Municipal Relations of the sale directly and immediately.

VIN/GENERAL NUMBER	YEAR	MAKE	MODEL	BODY TYPE	IS MAIN OR USE INDICATE SEATING CAPACITY
REGISTERED WGT.	LOW FRONT	LOW REAR	# OF AXLES	# OF ENGL.	<input type="checkbox"/> GASOLINE <input type="checkbox"/> DIESEL
	<input type="checkbox"/> NO	<input type="checkbox"/> NO			<input type="checkbox"/> OTHER _____
ADDITIONAL TRAILER INFORMATION					
DIFFERENTIAL LOCK/STEERING OF TRAILER	TYPE OF COUPLER	REGISTERED WEIGHT OF TRAILER	TOTAL WEIGHT OF TRAILER (INCLUDES AS REGISTERED BY THE OWNER)	STYLE OF TRAILER	WIDTH
		kg	kg		
ADDITIONAL INFORMATION FOR MISCELLANEOUS EQUIPMENT					
WIDTH	LENGTH	HEIGHT	WHEELBASE	<input type="checkbox"/> SELF-POWERED	<input type="checkbox"/> TRACTOR TRAILS
				<input type="checkbox"/> TOWED	<input type="checkbox"/> RUBBER TIRES
					SINGLE TANDEN
					kg SINGLE kg TANDEN

SECTION 2 - Transfer of Title Certificate

For the exact amount of \$ _____ I/We hereby sell, assign, transfer and convey unto:

NAME OF DEALER _____
 the vehicle described above. I/We warrant the title to the said vehicle and certify that at the time of delivery any and all liens or encumbrances upon this vehicle have been disclosed to the new owner. We also grant power of attorney to the above mentioned dealer to apply for a replacement Certificate of Registration due to the original document having been _____ PLATE NO. REMOVED FROM VEHICLE _____

Odometer reading upon transfer of ownership is _____ Km OR 1. The odometer reading is in excess of 00,000 Km or 2. The odometer reading is not the actual kilometrage.

SELLER'S SIGNATURE - If joint ownership, all owners required to sign. _____ DATE _____
 SELLER'S MASTER NUMBER _____

SECTION 3 - Licensed Dealer/Certificate of Sale

For the exact amount of \$ _____ I/We sell, assign, transfer and convey unto:

NAME OF BUYER _____
 my/our interest in the vehicle described above. I/We warrant the title to the said vehicle and certify that at the time of delivery any and all liens or encumbrances upon this vehicle have been disclosed to the new owner.

The vehicle bears a valid Motor Vehicle Inspection Sticker, pursuant to the Motor Vehicle Act Yes No

DEALER'S SIGNATURE _____ DATE _____
 DEALER'S LICENSE NO. _____ DEALER'S MASTER NUMBER _____

SECTION 4 - Application for Certificate of Registration

(If application is for Commercial Farm or Robo-man Truck or Farm Tractor, Section 5 on back of this form is to be completed.)
 If vehicle owner is different than plate owner fill in Section 5 on back of form.

We hereby certify that I am/we are the new Owner(s) within the meaning of the Motor Vehicle Act/Off Highway Vehicles Act of the vehicle described above.

We have placed PLATE NUMBER _____ or TEMPORARY PERMITTING _____ on the vehicle OR I/We hereby apply for a plate. - check if applicable.

BUYER'S TAX DECLARATION	SUMMARY OF REBATE/TAXANCE
1. Full purchase price _____	Harmonized Sales Tax _____
2. Less Nova Scotia trade-in allowance (-) _____	Title Registration Fee _____
3. Net Purchase Price _____	Plate Fee _____
4. HST (based on line 3) _____	Total Rebilled _____

BUYER'S SIGNATURE - If joint ownership, all owners required to sign. _____ POSTAL CODE _____

We hereby certify that the above information is true.

BUYER'S MASTER NUMBER _____ DATE OF BIRTH DD MM YY _____
 DEALER'S LICENSE NO. _____

BUYER'S SIGNATURE - If joint ownership, all owners required to sign. _____ DATE _____
 SELLER'S MASTER NUMBER _____

BUYER NOTE: Registration of this vehicle expires 30 days after sale unless new registration is obtained.
 Warning: The Motor Vehicle Act provides a penalty of a fine and imprisonment for a false statement of fact in this application.

Notice Of Sale To Dealer

This section must be returned by the seller to the Department of Service Nova Scotia and Municipal Relations, Service Delivery, PO Box 1632, Halifax, Nova Scotia, B3J 2Z3.

NAME OF DEALER	DEALER'S MASTER NUMBER
ADDRESS	
VIN/GENERAL NUMBER	YEAR MAKE
	PLATE NUMBER REMOVED FROM VEHICLE
DATE OF SALE DD MM YY	SELLER'S MASTER NUMBER

SELLER'S SIGNATURE
 NAME AND ADDRESS
 PRINT CLEAR

OVER

SECTION 5 – Application for Special Vehicle Type Classification

H MOTOR DRIVEN CYCLE OR MOTORCYCLE REGISTRATION
 I/We hereby certify that the vehicle described on this application meets the following specifications:
 a) the seat height is minimum 700 mm b) the wheel rim size is minimum 25 mm
 c) wheelbase is minimum 1 m d) braking system operates on minimum 2 wheels.

For a MOTOR DRIVEN CYCLE registration application, the following applies:
 e) speed while laden is less than 70 km/h
 f) engine maximum brake power is less than 0 HP as measured at the driveshaft.

For a MOTORCYCLE registration, the speed while laden is minimum 70 km/h.

J CAMPER
 "Camper" means a motor vehicle designed or reconstructed, equipped and used or intended to be used primarily for sleeping, eating and living-quarters, and includes a motorized home or a bus converted for such purposes. For registration purposes, in order to register a motor vehicle as a camper the motor vehicle must be equipped with at least four of the following: (CHECK as appropriate)

Sleeping Quarters Potable Water Supply including Sink Cooking Facilities
 Self-contained Toilet Heating &/or Air Conditioning System Refrigeration or Ice Box

K AMATEUR RADIO OPERATOR
 I/We hereby make application for amateur radio operator plates. CALL SIGNAL: VE1 or VA1 RADIO OPERATOR LICENSE ISSUE DATE: DATE:

L ANTIQUE AUTO
 I/We hereby apply for an Antique Auto permit and plate and certify that the following conditions exist:
 a) I am/We are a resident of Nova Scotia within the meaning of the Motor Vehicle Act.
 b) The described vehicle is at least 30 years old or is a recognized classic.
 c) The described vehicle is in safe operating condition as certified by a registered mechanic attached (F.N.O.N MEMBER OF ANTIQUE CLUB).
 d) I/We have a motor vehicle other than this vehicle registered in my/our name.
 e) Proof of financial responsibility shall be maintained in force at all times.
 f) The vehicle shall not be used for business or usual family purposes.

I hereby certify that the vehicle described herein, for which registration application is made, is at least 30 years old or is a recognized classic and has been tested for originality, running order and safety.

SECRETARY OF ANTIQUE CLUB: _____ DATE:

M COMMERCIAL FARM TRUCK
 I/We hereby certify that I am/we are a bona fide farmer residing on a farm and deriving the major portion of my income from that farm - or -
 I/We operate a farm that gives employment to one or more persons on a full time basis.

If you cease to be a bona fide farmer, your vehicle registration will no longer be valid and the plates must be returned to the Registry of Motor Vehicles.

N COMMERCIAL FARM TRACTOR
 I/We hereby certify that the farm tractor described herein is used exclusively for agricultural purposes.

O COMMERCIAL FISHERMAN TRUCK
 I/We hereby certify that the vehicle described herein shall be used for transportation of harvest from the sea, related equipment, and supplies only.

Canadian Fishing Vessel License No. _____ or Commercial Aquaculture License No. _____
 (Attach license or copy with application) (Attach license or copy with application)

SECTION 6 – Declaration for Plate Owner not the same as Vehicle Owner

I hereby certify that I am the owner of the vehicle described herein within the meaning of the Motor Vehicle Act.
 I hereby grant power of attorney to:

PLATE OWNER: _____ MASTER NUMBER:

RESIDENCE ADDRESS: _____ MAILING ADDRESS (IF DIFFERENT FROM RESIDENCE): _____

For the purpose of plating the said vehicle. This will remain in effect until I notify Service Nova Scotia and Municipal Relations of further changes

VEHICLE OWNER NAME: _____ MASTER NUMBER:

VEHICLE OWNER SIGNATURE: _____ PLATE OWNER SIGNATURE: _____

SECTION 7 – Applicant Declaration

I/We hereby certify that the above information is true.

APPLICANT'S SIGNATURE: _____ DATE:

WARNING - The Motor Vehicle Act provides a penalty for a false statement of fact in this application.

Section 1:

- Vehicle Information - Requires the complete description of the vehicle.

Section 2:

- Transfer of Title Certificate - Must be signed by the seller and dated. Also require the seller's master number, odometer reading, the reason an 8E is being used instead of a Certificate of Registration and the name of the dealer who the vehicle was being transferred to.

Note: If the seller is a company, the company name/stamp must accompany the signature. If the vehicle was registered jointly, then all signatures are required.

Section 3:

- Licensed Dealer/Certificate of Sale - Signed by the Dealer with the company name/stamp above their signature and the date of sale. Also require the dealer licence number, dealer master number, inspection information and the name of the buyer.

Section 4

- Application for Certificate of Registration - Signed by the buyer and the date of purchase. Also require buyers master number, date of birth, buyers address and, if applicable, the plate the buyer wants to attach or if issuance of a plate is required.

Note: If the buyer is a company, the company name/stamp must accompany the signature. If the vehicle was registered jointly, then all signatures are required. Also, if the buyer's mailing and residential address are different, then both are required.

Section 5

- Application for Special Vehicle Type Classification - This section is to be completed when the vehicle that is being transferred is a motorcycle or a scooter, camper (motor home), antique auto, commercial farm truck, commercial farm tractor or a commercial fisherman truck. It is also completed, when applying for Amateur Radio operator plates.

Section 6

- Declaration for Plate Owner not same as Vehicle Owner - This section is completed when the plate owner and the vehicle owner are not the same. Require the plate owner's name, master number and address (both residential and mailing) along with their signature. Also require the vehicle owner name, master number and signature.

Note: If the plate owner or vehicle owner is a company, the company name/stamp must accompany the signature. If the vehicle or plate is registered jointly, then all signatures are required.

Section 7

- Applicant Declaration - This section must be completed if Section 5 or Section 6 has been completed. Require the client's signature(s) and the date.

Note: If the applicant is a company, the company name/stamp must accompany the signature. If joint ownership, then all signatures are required.

Notice of Sale to Dealer

- This section is to be completed by the seller and returned to the Registry of Motor Vehicles. It must include the serial number, year and make of vehicle, the seller's master number, signature and date of sale, dealer's

name, address and dealer's master number.

Example of Completed Form 8E:



FOR OFFICE USE ONLY	
C. of R. #	_____
PERMIT #	_____
STICKER #	_____ YEAR _____
PLATE #	_____
PAYMENT TYPE	<input type="checkbox"/> Cheque <input type="checkbox"/> Cash <input type="checkbox"/> Money Order <input type="checkbox"/> Debit Card <input type="checkbox"/> Credit Card
Amount of Change to Client \$ _____	

Motor Vehicle Dealer Title Transfer

SECTION 1 – Vehicle Information NOTE: It is the responsibility of the seller to notify Service Nova Scotia and Municipal Relations of the sale directly and immediately.

VIN / SERIAL NUMBER 1234567890123456708	YEAR 08	MAKE MAKE	MODEL MODEL	BODY TYPE PK	IF VAN OR BUS INDICATE SEATING CAPACITY
REGISTERED WT. 2300 kg	GVW FRONT kg	GVW REAR kg	# OF AXLES 02	# OF CYLS. 06	<input checked="" type="checkbox"/> GASOLINE <input type="checkbox"/> DIESEL <input type="checkbox"/> OTHER _____ PLEASE SPECIFY _____
COLOUR RED					

ADDITIONAL TRAILER INFORMATION					
DISTANCE BETWEEN REAR AXLE OF TOWING VEHICLE AND FIRST AXLE OF TRAILER m	TYPE OF COUPLING EG. (BAR AND PIN) (UNIVERSAL JOINT) (OTHER, Specify)	REGISTERED WEIGHT OF TOWING VEHICLE kg	TOTAL WEIGHT OF TRAILER AND LOAD AS DETERMINED BY THE OWNER kg	STYLE OF TRAILER	WIDTH

ADDITIONAL INFORMATION FOR MISCELLANEOUS EQUIPMENT					
WIDTH m	LENGTH m	HEIGHT m	WHEELBASE m	<input type="checkbox"/> SELF-POWERED <input type="checkbox"/> TRACTOR TREADS <input type="checkbox"/> TOWED <input type="checkbox"/> RUBBER TIRES	AXLE WEIGHT FRONT SINGLE kg TANDEM kg

SECTION 2 – Transfer of Title Certificate

For the exact amount of \$ **5000.00** I/we hereby sell, assign, transfer and convey unto:

NAME OF DEALER **ABC Auto Sales**
 the vehicle described above. I/we warrant the title to the said vehicle and certify that at the time of delivery any and all liens or encumbrances upon this vehicle have been disclosed to the new owner. I/we also grant power of attorney to the above mentioned dealer to apply for a replacement Certificate of Registration due to the original document having been **lost** PLATE NO. REMOVED FROM VEHICLE _____

Odometer reading upon transfer of ownership **12,345** Km OR 1. The odometer reading is in excess of 99,999 Km or 2. The odometer reading is not the actual kilometrage. **ABC123**

SELLER'S SIGNATURE - If joint ownership, all owners required to sign. **John A. Public** DATE **June 29, 2010** SELLER'S MASTER NUMBER **PUBLIC1010464017**

SECTION 3 – Licensed Dealer/Certificate of Sale

For the exact amount of \$ _____ I/we sell, assign, transfer and convey unto:

NAME OF BUYER _____
 my/our interest in the vehicle described above. I/we warrant the title to the said vehicle and certify that at the time of delivery any and all liens or encumbrances upon this vehicle have been disclosed to the new owner.

The vehicle bears a valid Motor Vehicle Inspection Sticker, pursuant to the Motor Vehicle Act Yes No

DEALER'S SIGNATURE _____ DATE _____ DEALER'S LICENSE NO. _____ DEALER'S MASTER NUMBER _____

SECTION 4 – Application for Certificate of Registration (If application is for Commercial Farm or Fisherman Truck or Farm Tractor, Section 5 on back of this form is to be completed.)

If vehicle owner is different than plate owner fill in Section 6 on back of form.

I/we hereby certify that I am/we are the new Owner(s) within the meaning of the Motor Vehicle Act/Off Highway Vehicles Act of the vehicle described above:

I/we have placed PLATE NUMBER or TEMPORARY PERMIT NO. on the vehicle OR I/we hereby apply for a plate. - check if applicable.

BUYER'S TAX DECLARATION	SUMMARY OF REMITTANCE
1. Full purchase price _____	Health Service Tax _____
2. Less Nova Scotia trade-in allowance (-) _____	Title Registration Fee _____
3. Net Purchase Price _____	Plate Fee _____
4. HST (15% of line 3) _____	Total Remitted _____

BUYER'S ADDRESS - If residence is different than mailing, show both
456 Some St, Halifax NS POSTAL CODE **B1B 3B3**

I/we hereby certify that the above information is true.
ABC Auto Sales BUYER'S MASTER NUMBER **ABC A U 123456001**
John Doe DATE **June 29, 2010** DEALER'S LICENSE NO. **12345**

BUYER'S SIGNATURE - If joint ownership, all owners required to sign. DATE

BUYER NOTE: Registration of this vehicle expires 30 days after sale unless new registration is obtained.
Warning -> The Motor Vehicle Act provides a penalty of a fine and imprisonment for a false statement of fact in this application.

Form 2 - Application for Ownership, Permits, and Plates

NOVA SCOTIA
 Service Nova Scotia
 and Municipal Relations
 Service Delivery

PO Box 1652
 Halifax, Nova Scotia
 B3J 2Z3

FOR OFFICE USE ONLY

C. of R. # _____
 PERMIT # _____
 STICKER # _____ YEAR _____
 PLATE # _____

PAYMENT TYPE

Cheque Cash Money Order
 Debit Card Credit Card
 Amount of change to client \$ _____

Application for Ownership, Permits, and Plates

SECTION 1 - Client Identification (PLEASE PRINT ALL INFORMATION IN BLOCK LETTERS)

CLIENT(S) OR COMPANY NAME _____

CLIENT MASTER NUMBER _____ DATE OF BIRTH _____
CO MM YY

RESIDENCE ADDRESS _____ MAILING ADDRESS (if different than residence) _____
 STREET NUMBER AND NAME, APT. NO. _____ STREET NUMBER AND NAME, PO BOX NO., R.R. NO., APT. NO.
 CITY, TOWN OR VILLAGE _____ POSTAL CODE _____ CITY, TOWN OR VILLAGE _____ POSTAL CODE _____

SECTION 2 - Vehicle Information

VIN / SERIAL NUMBER	YEAR	MAKE	MODEL	BODY TYPE	IF VIN OR BUSINESS INDICATE SEATING CAPACITY
REGISTERED WT. <small>kg</small>	GVW FRONT <small>kg</small>	GVW REAR <small>kg</small>	# OF AXLES	# OF WLS.	<input type="checkbox"/> GASOLINE <input type="checkbox"/> DIESEL
					<input type="checkbox"/> TRACTOR TREADS <input type="checkbox"/> SOLID RUBBER TIRES
					COLOR _____ ODOMETER _____

PLEASE NOTE: A special move permit is required for vehicles that are not in compliance with vehicle weight and dimensions as outlined in the Motor Vehicle Act.

VEHICLE TYPE: 10 Passenger Vehicle 17 Camper 23 Bus 30 Trailer 40 First Truck
 11 Motorcycle 19 Antique Auto 27 Off Highway 32 Semi Trailer (5th wheel hookup) 70 Misc. Equipment Powered
 13 Motor Driven Cycle 20 Commercial Truck 28 Commercial Truck Tractor 40 Farm Tractor 75 Misc. Equipment Towed

SECTION 3 - Plate Information

CURRENT/PREVIOUS PLATE _____ PROVS STATE _____ ATTACH PLATE NUMBER _____ REMOVE PLATE NUMBER _____ TEMPORARY PERMIT NO. _____

I/We hereby apply for a _____ style of licence plate(s) (Additional support may be required)

SECTION 4 - Applications The vehicle bears a valid Motor Vehicle Inspection Sticker, pursuant to the Motor Vehicle Act, Yes No

A APPLICATION FOR CERTIFICATE OF REGISTRATION
 If vehicle owner is different than plate owner fill in Section 5.
 I/We hereby make application to title the vehicle described herein in the Province of Nova Scotia. I/We hereby certify that I am/we are the Owner of the vehicle within the meaning of the Motor Vehicle Act/Off Highway Vehicles Act. I/We further certify that I am/we are eligible to have a vehicle titled in my/our name.

B PARENTAL APPROVAL OF OFF-HIGHWAY VEHICLE APPLICATION
 Pursuant to Section 3 of the Off-Highway Vehicles Act the undersigned approves the application of the person(s) named herein for an Off-Highway Vehicle Registration. (REQUIRED WHEN APPLICANT(S) IS/ARE UNDER AGE 18.)
 Parent or Guardian Signature: _____

C NOTICE OF SALE (Also complete Sections 2 and 3)
 BUYER(S) NAME _____ BUYER MASTER NUMBER _____ DATE OF SALE _____
CO MM YY

D APPLICATION FOR PLATE / PERMIT Issuance Renewal Plate Number Stolen DATE _____
CO MM YY

E REPORT STOLEN INFORMATION Vehicle Plate Both DATE _____
CO MM YY

F APPLICATION FOR REPLACEMENT If at any time I/we recover the lost items, I will forward same to the Registry of Motor Vehicles.
 I/We hereby make application for replacement of: Certificate of Registration Plate Permit Sticker Handicapped Permit Cab Card
 The reason for replacement is _____

G APPLICATION FOR CHANGE IN REGISTERED GROSS WEIGHT
 I/We hereby make application for a change in the Registered Gross Weight from _____ to _____.

SECTION 5 - To be completed when plate owner NOT the same as vehicle owner

I/We hereby certify that I am/we are the owner of the vehicle described herein within the meaning of the Motor Vehicle Act/Off-Highway Vehicles Act.
 I/We hereby grant power of attorney to:

PLATE OWNER _____ MASTER NUMBER _____
 RESIDENCE ADDRESS _____ MAILING ADDRESS (IF DIFFERENT THAN RESIDENCE) _____
 For the purpose of plating the said vehicle. This will remain in effect until I/we notify the Registry of Motor Vehicles of further changes.

VEHICLE OWNER(S) NAME(S) _____ MASTER NUMBER _____
 VEHICLE OWNER(S) SIGNATURE(S) _____ PLATE OWNER(S) SIGNATURE(S) _____

SECTION 6 - Applicant Declaration

I/We hereby certify that the information contained on both sides of this application, is true.

APPLICANT(S) SIGNATURE(S) _____ DATE _____
CO MM YY

WARNING - The Motor Vehicle Act provides a penalty of a fine and imprisonment for false statement of fact in this application.

Form 2 / B338D Fax: B366

SECTION 7 - Application for Special Vehicle Type Classification

A MOTOR DRIVEN CYCLE OR MOTORCYCLE REGISTRATION
 I/We hereby certify that the vehicle described herein meets the following specifications:
 a) the seat height is minimum 700 mm b) the wheel rim size is minimum 25 mm
 c) wheelbase is minimum 1 m d) braking system operates on minimum 2 wheels

For a MOTOR DRIVEN CYCLE registration application the following apply:
 e) speed while laden is less than 70 km/h
 f) engine maximum brake power is less than 5 HP as measured at the drive shaft

For a MOTORCYCLE registration the speed while laden is minimum 70 km/h

B CAMPER
 "Camper" means a motor vehicle designed or reconstructed, equipped and used or intended to be used primarily for sleeping, eating and living quarters, and includes a motorized home or bus converted for such purposes. For registration purposes in order to register a motor vehicle as a camper, the motor vehicle must be equipped with at least four of the following: (Check off as appropriate)
 Sleeping Quarters Potable Water Supply including Sink Cooking Facilities
 Self Contained Toilet Heating and/or Air Conditioning System Refrigeration or Ice Box

C AMATEUR RADIO OPERATOR
 I/We hereby make application for amateur radio operator plates.

D ANTIQUE AUTO
 I/We hereby apply for an Antique Auto permit and plate and certify that the following conditions exist:
 a) I/We are a resident of Nova Scotia within the meaning of the Motor Vehicle Act;
 b) The described vehicle is at least 20 years old or is a recognized classic;
 c) The described vehicle is in safe operating condition as certified by a registered mechanic attached (IF NON MEMBER OF ANTIQUE CLUB);
 d) I/We have a motor vehicle other than this vehicle registered in my/our name;
 e) Proof of financial responsibility shall be maintained in force at all times;
 f) The vehicle shall not be used for business or usual family purposes.

I hereby certify that the vehicle described herein, for which registration application is made, is at least 20 years old or is a recognized classic and has been tested for originality, running order and safety.

Call Signal VEI or YAI: Radio Operator License Issue date: DD MM YY

SECRETARY OF ANTIQUE CLUB: DATE: DD MM YY

E COMMERCIAL FARM TRUCK
 I/We hereby certify that I/and we are a bona fide farmer residing on a farm and deriving the major portion of my income from that farm — or — I/We operate a farm that gives employment to one or more persons on a full time basis.
 If you cease to be a bona fide farmer your vehicle registration will no longer be valid and the plates must be returned to the Registry of Motor Vehicles.

F COMMERCIAL FARM TRACTOR
 I/We hereby certify that the farm tractor described herein is used exclusively for agricultural purposes.

G COMMERCIAL FISHING TRUCK
 I/We hereby certify that the vehicle described herein shall be used for transportation of harvest from the sea, related equipment, and supplies only.
 Canadian Fishing Vessel License No. _____ or Commercial Aquaculture License No. _____
 (Attach license or copy with application)

H FIREFIGHTER, VOLUNTEER FIREFIGHTER AND GROUND SEARCH AND RESCUE PLATES
 I hereby acknowledge that by displaying a Firefighter, Volunteer Firefighter or Ground Search and Rescue Plate, I am not granted any authority to exceed posted speed limits or claim extra right-of-way and I also absolve the Province of Nova Scotia from any civil liability resulting from any accident.

APPLICANT'S SIGNATURE: _____ DATE: DD MM YY

FIREFIGHTER PLATES
 To be completed by Chief or Deputy Chief
 Organization: _____ Telephone: _____
 Address: STREET _____ CITY/TOWN _____ PROV/STATE _____ POSTAL CODE _____
 I hereby certify that the applicant noted above meets all legislative eligibility requirements for the plate type indicated above.

AUTHORIZED SIGNING AUTHORITY (AS NOTED ABOVE): _____ DATE: DD MM YY

VOLUNTEER FIREFIGHTER AND GROUND SEARCH AND RESCUE PLATES
 To be completed by Volunteer Firefighter Chief, Deputy Chief or Ground Search Team President.
 Volunteer Firefighter Volunteer Ground Search and Rescue
 Organization: _____ Telephone: _____
 Address: STREET _____ CITY/TOWN _____ PROV/STATE _____ POSTAL CODE _____
 I hereby certify that the applicant noted above meets all legislative eligibility requirements for the plate type indicated above.

AUTHORIZED SIGNING AUTHORITY (AS NOTED ABOVE): _____ DATE: DD MM YY

I RESTRICTED PLATE FOR A FIRE EMERGENCY VEHICLE
 I hereby acknowledge that the vehicle described herein is a fire emergency vehicle.
 I hereby certify that the vehicle described herein is owned within the meaning of the Motor Vehicle Act either by the Province of Nova Scotia, a city, town, municipality or by a volunteer fire department.

SIGNATURE OF SIGNING OFFICER: _____ TITLE: _____ DATE: DD MM YY

J RESTRICTED PLATE FOR A GROUND SEARCH AND RESCUE VEHICLE
 I hereby acknowledge that the vehicle described herein is a ground search and rescue vehicle owned within the meaning of the Motor Vehicle Act by the party indicated herein, in accordance with an agreement with the Emergency Measures Organization made pursuant to clause B(1) of Chapters 8 of the Acts of 1990, the Emergency Measures Act.

SIGNATURE OF SIGNING OFFICER: _____ TITLE: _____ DATE: DD MM YY

Section 1:

- Client Identification - Requires the client's full name, master number, date of birth and the client's residential and mailing address, if they differ.

Section 2:

- Vehicle Information - Requires the complete description of the vehicle, along with the vehicle type.

Section 3:

- Plate Information - Complete the applicable plate/temporary permit information. If a new plate is to be issued, the applicant should indicate the type of plate required.

Section 4:

- Applications - Must check the applicable check box indicating if the vehicle bears a valid Motor Vehicle Inspection. Also, must check the applicable check box(s) for the type of transaction(s) being performed, and provide required information.

Section 5:

- To be completed when plate owner NOT the same as Vehicle Owner - This section is completed when the plate owner and the vehicle owner are not the same. Require the plate owner's name, master number and address (both residential and mailing) along with their signature. Also require the vehicle owner name, master number and signature.

Note: If the plate owner or vehicle owner is a company, the company name/stamp must accompany the signature. If the vehicle or plate is registered jointly, then all signatures are required.

Section 6:

- Applicant Declaration - This section must be completed and signed and dated by the applicant.


Note: If the applicant is a company, the company name/stamp must accompany the signature. If joint ownership, then all signatures are required.

Section 7:

- Application for Special Vehicle Type Classification - This section is to be completed when the vehicle that is being registered is a motorcycle or a scooter, camper (motor home), antique auto, commercial farm truck, commercial farm tractor or a commercial fisherman truck. It is also completed, when applying for Amateur Radio operator plates, Firefighter, Volunteer Firefighter, Ground Search and Rescue plates, Restricted plates for Fire Emergency vehicles and Restricted plates for Ground Search and Rescue vehicles.

Examples of Completed Form 2's:

Issue New Plate



NOVA SCOTIA
Service Nova Scotia
and Municipal Relations
Service Delivery

PO Box 1652
Halifax, Nova Scotia
B3J 2Z3

FOR OFFICE USE ONLY

C. of R. # _____
 PERMIT # _____
 STICKER # _____ YEAR _____
 PLATE # _____

PAYMENT TYPE

Cheque Cash Money Order
 Debit Card Credit Card

Amount of charge to client \$ _____

Application for Ownership, Permits, and Plates

SECTION 1 - Client Identification (PLEASE PRINT ALL INFORMATION IN BLOCK LETTERS)

CLIENT(S) OR COMPANY NAME
John Q Public

CLIENT MASTER NUMBER
PUBLT1010464017 DATE OF BIRTH
01/04/67

RESIDENCE ADDRESS MAILING ADDRESS (If different than residence)

STREET NUMBER AND NAME, APT. NO.
123 Any Street STREET NUMBER AND NAME, PO BOX NO., RR. NO., APT. NO.

CITY, TOWN OR VILLAGE POSTAL CODE CITY, TOWN OR VILLAGE POSTAL CODE

Anytown NS B1B-2B2

SECTION 2 - Vehicle Information

VIN / SERIAL NUMBER	YEAR	MAKE	MODEL	BODY TYPE	IF VAN OR BUS INDICATE SEATING CAPACITY
<u>1234567890123456710</u>	<u>10</u>	<u>MAKE</u>	<u>MODEL</u>	<u>2D</u>	
REGISTERED WT	G.W. FRONT	G.W. REAR	# OF AXLES	# OF CYLS.	COLOUR
<u>1234 kg</u>			<u>02</u> <u>06</u>	<u>06</u>	<u>RED</u> <u>456</u>

PLEASE NOTE: A special move permit is required for vehicles that are not in compliance with vehicle weight and dimensions as outlined in the Motor Vehicle Act.

VEHICLE TYPE 10 10 Passenger Vehicle 17 Camper 23 Bus 30 Trailer 48 Firetruck
 11 Motorcycle 19 Antique Auto 27 Off Highway 32 Semi Trailer (5th wheel hookup) 70 Misc. Equipment Powered
 13 Motor Driven Cycle 20 Commercial Truck 28 Commercial Truck Tractor 40 Farm Tractor 75 Misc. Equipment Towed

SECTION 3 - Plate Information

CURRENT/PREVIOUS PLATE PROV/STATE ATTACH PLATE NUMBER REMOVE PLATE NUMBER TEMPORARY PERMIT NO.

I/We hereby apply for a passenger style of licence plate(s) (Additional support may be required)

SECTION 4 - Applications The vehicle bears a valid Motor Vehicle Inspection Sticker, pursuant to the Motor Vehicle Act. Yes No

A APPLICATION FOR CERTIFICATE OF REGISTRATION
 If vehicle owner is different than plate owner fill in Section 5.
 I/We hereby make application to title the vehicle described herein in the Province of Nova Scotia. I/We hereby certify that I am/we are the Owner of the vehicle within the meaning of the Motor Vehicle Act/Off Highway Vehicles Act. I/We further certify that I am/we are eligible to have a vehicle titled in my/our name.

B PARENTAL APPROVAL OF OFF-HIGHWAY VEHICLE APPLICATION
 Pursuant to Section 3 of the Off-Highway Vehicles Act the undersigned approves the application of the person(s) named herein for an Off-Highway Vehicle Registration. (REQUIRED WHEN APPLICANT(S) IS UNDER AGE 19.)
 Parent or Guardian Signature: _____

C NOTICE OF SALE (Also complete Sections 2 and 3)

BUYER(S) NAME _____ BUYER MASTER NUMBER _____ DATE OF SALE
 DO MM YY

D APPLICATION FOR PLATE / PERMIT Issuance Renewal PLATE NUMBER STOLEN _____ DATE MM YY

E REPORT STOLEN INFORMATION Vehicle Plate Both

F APPLICATION FOR REPLACEMENT If at any time I/we recover the lost items, I will forward same to the Registry of Motor Vehicles.
 I/We hereby make application for replacement of: Certificate of Registration Plate Permit Sticker Handicapped Permit Cab Card
 The reason for replacement is _____

G APPLICATION FOR CHANGE IN REGISTERED GROSS WEIGHT
 I/We hereby make application for a change in the Registered Gross Weight from _____ to _____.

SECTION 5 - To be completed when plate owner NOT the same as vehicle owner

I/We hereby certify that I am/we are the owner of the vehicle described herein within the meaning of the Motor Vehicle Act/Off-Highway Vehicles Act.
 I/We hereby grant power of attorney to:

PLATE OWNER MASTER NUMBER

RESIDENCE ADDRESS MAILING ADDRESS (IF DIFFERENT THAN RESIDENCE)

for the purpose of plating the said vehicle. This will remain in effect until I/we notify the Registry of Motor Vehicles of further changes.

VEHICLE OWNER(S) NAME(S) MASTER NUMBER

VEHICLE OWNER(S) SIGNATURE(S) PLATE OWNER(S) SIGNATURE(S)

SECTION 6 - Applicant Declaration

I/We hereby certify that the information, contained on both sides of this application, is true.

APPLICANT'S SIGNATURE(S) DATE MM YY

John Q Public 29/06/10

WARNING - The Motor Vehicle Act provides a penalty of a fine and imprisonment for false statement of fact in this application.

Form 2 / 0326D Rev. 08/06

Attach Existing Plate (Owner Different)

NOVA SCOTIA
 Service Nova Scotia
 and Municipal Relations
 Service Delivery

PO Box 1652
 Halifax, Nova Scotia
 B3J 2Z3

FOR OFFICE USE ONLY

C. of R. # _____
 PERMIT # _____
 STICKER # _____ YEAR _____
 PLATE # _____

PAYMENT TYPE

Cheque Cash Money Order
 Debit Card Credit Card
 Amount of change to client \$ _____

Application for Ownership, Permits, and Plates

SECTION 1 - Client Identification (PLEASE PRINT ALL INFORMATION IN BLOCK LETTERS)

CLIENT(S) or COMPANY NAME
 John Q Public

CLIENT MASTER NUMBER
 PUBLI 010464017

DATE OF BIRTH
 01 04 64
 DD MM YY

RESIDENCE ADDRESS
 STREET NUMBER AND NAME, APT. NO.
 123 Any Street

CITY, TOWN OR VILLAGE
 Anytown NS

POSTAL CODE
 B1B-2B2

MAILING ADDRESS (If different than residence)
 STREET NUMBER AND NAME, PO BOX NO., RR. NO., APT. NO.
 CITY, TOWN OR VILLAGE
 POSTAL CODE

SECTION 2 - Vehicle Information

VIN / SERIAL NUMBER 1234567890123456710	YEAR 10	MAKE MAKE	MODEL MODEL	BODY TYPE 2D	IF VAN OR BUS INDICATE SEATING CAPACITY
REGISTERED WT 1234 kg	GWV FRONT kg	GWV REAR kg	# OF AXLES 02	# OF CYLS. 06	COLOUR RED
<input checked="" type="checkbox"/> GASOLINE <input type="checkbox"/> DIESEL <input type="checkbox"/> SOLID RUBBER TIRES		<input type="checkbox"/> TRACTOR TREADS <input type="checkbox"/> TRACTOR TREADS		ODOMETER 2734	

PLEASE NOTE: A special move permit is required for vehicles that are not in compliance with vehicle weight and dimensions as outlined in the *Motor Vehicle Act*.

VEHICLE TYPE 10 Passenger Vehicle 17 Camper 23 Bus 30 Trailer 49 Firetruck
 11 Motorcycle 19 Antique Auto 27 Off Highway 32 Semi Trailer (5th wheel hookup) 70 Misc. Equipment Powered
 13 Motor Driven Cycle 20 Commercial Truck 28 Commercial Truck Tractor 40 Farm Tractor 75 Misc. Equipment Towed

SECTION 3 - Plate Information

CURRENT/PREVIOUS PLATE _____ PROV/STATE _____ ATTACH PLATE NUMBER **ABC123** REMOVE PLATE NUMBER _____ TEMPORARY PERMIT NO. _____

I/We hereby apply for a _____ style of licence plate(s) (Additional support may be required)

SECTION 4 - Applications The vehicle bears a valid Motor Vehicle Inspection Sticker, pursuant to the *Motor Vehicle Act*, Yes No

A APPLICATION FOR CERTIFICATE OF REGISTRATION
 If vehicle owner is different than plate owner fill in Section 5.
 I/We hereby make application to title the vehicle described herein in the Province of Nova Scotia. I/We hereby certify that I am/we are the Owner of the vehicle within the meaning of the *Motor Vehicle Act/Off Highway Vehicles Act*. I/We further certify that I am/we are eligible to have a vehicle titled in my/our name.

B PARENTAL APPROVAL OF OFF-HIGHWAY VEHICLE APPLICATION
 Pursuant to Section 3 of the *Off-Highway Vehicles Act* the undersigned approves the application of the person(s) named herein for an Off-Highway Vehicle Registration. (REQUIRED WHEN APPLICANT(S) IS UNDER AGE 19.)
 Parent or Guardian Signature _____

C NOTICE OF SALE (Also complete Sections 2 and 3)
 BUYER(S) NAME _____ BUYER MASTER NUMBER _____ DATE OF SALE DD MM YY _____

D APPLICATION FOR PLATE / PERMIT Issuance Renewal
 E REPORT STOLEN INFORMATION Vehicle Plate Both
 PLATE NUMBER STOLEN _____ DATE DD MM YY _____

F APPLICATION FOR REPLACEMENT If at any time I/we recover the lost items, I will forward same to the Registry of Motor Vehicles.
 I/We hereby make application for replacement of: Certificate of Registration Plate Permit Sticker Handicapped Permit Cab Card
 The reason for replacement is _____

G APPLICATION FOR CHANGE IN REGISTERED GROSS WEIGHT
 I/We hereby make application for a change in the Registered Gross Weight from _____ to _____.

SECTION 5 - To be completed when plate owner NOT the same as vehicle owner

I/We hereby certify that I am/we are the owner of the vehicle described herein within the meaning of the *Motor Vehicle Act/Off-Highway Vehicles Act*.
 I/We hereby grant power of attorney to:
 PLATE OWNER Jill Public MASTER NUMBER PUBLI 280265003
 RESIDENCE ADDRESS 123 Any Street, Anytown NS. MAILING ADDRESS (IF DIFFERENT THAN RESIDENCE) _____
 for the purpose of plating the said vehicle. This will remain in effect until I/we notify the Registry of Motor Vehicles of further changes.

VEHICLE OWNER(S) NAME(S) John Q Public MASTER NUMBER PUBLI 010464017
 VEHICLE OWNER(S) SIGNATURE(S) John Q Public PLATE OWNER(S) SIGNATURE(S) Jill Public

SECTION 6 - Applicant Declaration

I/We hereby certify that the information, contained on both sides of this application, is true.
 APPLICANT'S SIGNATURE(S) John Q Public DATE 29/06/10
 DD MM YY

WARNING - The *Motor Vehicle Act* provides a penalty of a fine and imprisonment for false statement of fact in this application.

Issue Plate - Special Vehicle Type Classification (front)

NOVA SCOTIA
 Service Nova Scotia
 and Municipal Relations
 Service Delivery

PO Box 1652
 Halifax, Nova Scotia
 B3J 2Z3

FOR OFFICE USE ONLY	
C. of R. #	_____
PERMIT #	_____
STICKER #	_____ YEAR _____
PLATE #	_____

Application for Ownership, Permits, and Plates

PAYMENT TYPE	
<input type="checkbox"/> Cheque	<input type="checkbox"/> Cash
<input type="checkbox"/> Debit Card	<input type="checkbox"/> Credit Card
Amount of change to client \$ _____	

SECTION 1 - Client Identification (PLEASE PRINT ALL INFORMATION IN BLOCK LETTERS)

CLIENT(S) or COMPANY NAME <u>John Q Public</u>	
CLIENT MASTER NUMBER <u>PUBLI 010464017</u>	DATE OF BIRTH <u>01 04 64</u> DD MM YY
RESIDENCE ADDRESS	
STREET NUMBER AND NAME, APT. NO. <u>123 Any St</u>	MAILING ADDRESS (if different than residence)
CITY, TOWN OR VILLAGE <u>Halifax NS</u>	POSTAL CODE <u>B1B-2B2</u>

SECTION 2 - Vehicle Information

VIN / SERIAL NUMBER <u>1234567890123456710</u>	YEAR	MAKE <u>MAKE</u>	MODEL <u>MODEL</u>	BODY TYPE <u>MC</u>	IF VAN OR BUS INDICATE SEATING CAPACITY
REGISTERED WT	GVW FRONT	GVW REAR	# OF AXLES	# OF CYLS	FUEL TYPE <input checked="" type="checkbox"/> GASOLINE <input type="checkbox"/> DIESEL
kg	kg	kg	<u>2</u>	<u>4</u>	<input type="checkbox"/> TRACTOR TREADS <input type="checkbox"/> SOLID RUBBER TIRES
					COLOUR <u>GRY</u>
					ODMETER <u>123 km</u>

PLEASE NOTE: A special move permit is required for vehicles that are not in compliance with vehicle weight and dimensions as outlined in the *Motor Vehicle Act*.

VEHICLE TYPE: 11 10 Passenger Vehicle 17 Camper 23 Bus 30 Trailer 49 Firetruck
 11 Motorcycle 19 Antique Auto 27 Off Highway 32 Semi Trailer (5th wheel hookup) 70 Misc. Equipment Powered
 13 Motor Driven Cycle 20 Commercial Truck 28 Commercial Truck Tractor 40 Farm Tractor 75 Misc. Equipment Towed

SECTION 3 - Plate Information

CURRENT/PREVIOUS PLATE	PROV/STATE	ATTACH PLATE NUMBER	REMOVE PLATE NUMBER	TEMPORARY PERMIT NO.

I/We hereby apply for a motorcycle style of licence plate(s) (Additional support may be required)

SECTION 4 - Applications The vehicle bears a valid Motor Vehicle Inspection Sticker, pursuant to the *Motor Vehicle Act*, Yes No

<input checked="" type="checkbox"/> A APPLICATION FOR CERTIFICATE OF REGISTRATION If vehicle owner is different than plate owner fill in Section 5. I/We hereby make application to title the vehicle described herein in the Province of Nova Scotia. I/We hereby certify that I am/we are the Owner of the vehicle within the meaning of the <i>Motor Vehicle Act/Off Highway Vehicles Act</i> . I/We further certify that I am/we are eligible to have a vehicle titled in my/our name.
<input type="checkbox"/> B PARENTAL APPROVAL OF OFF-HIGHWAY VEHICLE APPLICATION Pursuant to Section 3 of the <i>Off-Highway Vehicles Act</i> the undersigned approves the application of the person(s) named herein for an Off-Highway Vehicle Registration. (REQUIRED WHEN APPLICANT(S) IS UNDER AGE 19.) Parent or Guardian Signature _____
<input type="checkbox"/> C NOTICE OF SALE (Also complete Sections 2 and 3) BUYER(S) NAME _____ BUYER MASTER NUMBER _____ DATE OF SALE DD MM YY _____
<input checked="" type="checkbox"/> D APPLICATION FOR PLATE / PERMIT <input checked="" type="checkbox"/> Issuance <input type="checkbox"/> Renewal <input type="checkbox"/> E REPORT STOLEN INFORMATION <input type="checkbox"/> Vehicle <input type="checkbox"/> Plate <input type="checkbox"/> Both PLATE NUMBER STOLEN _____ DATE DD MM YY _____
<input type="checkbox"/> F APPLICATION FOR REPLACEMENT If at any time I/we recover the lost items, I will forward same to the Registry of Motor Vehicles. I/We hereby make application for replacement of: <input type="checkbox"/> Certificate of Registration <input type="checkbox"/> Plate <input type="checkbox"/> Permit <input type="checkbox"/> Sticker <input type="checkbox"/> Handicapped Permit <input type="checkbox"/> Cab Card The reason for replacement is _____
<input type="checkbox"/> G APPLICATION FOR CHANGE IN REGISTERED GROSS WEIGHT I/We hereby make application for a change in the Registered Gross Weight from _____ to _____.

SECTION 5 - To be completed when plate owner NOT the same as vehicle owner

I/We hereby certify that I am/we are the owner of the vehicle described herein within the meaning of the *Motor Vehicle Act/Off-Highway Vehicles Act*.
 I/We hereby grant power of attorney to:

PLATE OWNER	MASTER NUMBER
RESIDENCE ADDRESS	MAILING ADDRESS (IF DIFFERENT THAN RESIDENCE)
for the purpose of plating the said vehicle. This will remain in effect until I/we notify the Registry of Motor Vehicles of further changes.	
VEHICLE OWNER(S) NAME(S)	MASTER NUMBER
VEHICLE OWNER(S) SIGNATURE(S)	PLATE OWNER(S) SIGNATURE(S)

SECTION 6 - Applicant Declaration

I/We hereby certify that the information, contained on both sides of this application, is true.

APPLICANT(S) SIGNATURE(S) John Q Public DATE 29 06 10
 DD MM YY

WARNING - The *Motor Vehicle Act* provides a penalty of a fine and imprisonment for false statement of fact in this application.

Issue Plate - Special Vehicle Type Classification (back)

SECTION 7 - Application for Special Vehicle Type Classification

 A

MOTOR DRIVEN CYCLE OR MOTORCYCLE REGISTRATION

I/We hereby certify that the vehicle described herein meets the following specifications:

- a) the seat height is minimum 700 mm
 b) the wheel rim size is minimum 25 mm
 c) wheelbase is minimum 1 m
 d) braking system operates on minimum 2 wheels

For a MOTOR DRIVEN CYCLE registration application the following applies:

- e) speed while laden is less than 70 km/h
 f) engine maximum brake power is less than 5 HP as measured at the drive shaft

For a MOTORCYCLE registration the speed while laden is minimum 70 km/h

 B

CAMPER

"Camper" means a motor vehicle designed or reconstructed, equipped and used or intended to be used primarily for sleeping, eating and living quarters, and includes a motorized home or bus converted for such purposes. For registration purposes in order to register a motor vehicle as a camper, the motor vehicle must be equipped with at least four of the following: (Check off as appropriate).

- Sleeping Quarters
 Self Contained Toilet
 Potable Water Supply including Sink
 Heating and/or Air Conditioning System
 Cooking Facilities
 Refrigeration or Ice Box

 C

AMATEUR RADIO OPERATOR

I/We hereby make application for amateur radio operator plates.

Call Signal VEI or VAT	Radio Operator Licence Issue date																								
<table border="1" style="width: 100%; border-collapse: collapse;"> <tr> <td style="width: 20%;"> </td> <td style="width: 20%;"> </td> <td style="width: 20%;"> </td> <td style="width: 20%;"> </td> <td style="width: 20%;"> </td> <td style="width: 20%;"> </td> </tr> <tr> <td style="text-align: center;">DD</td> <td style="text-align: center;">DATE</td> <td style="text-align: center;">MM</td> <td style="text-align: center;">YY</td> <td style="text-align: center;"> </td> <td style="text-align: center;"> </td> </tr> </table>							DD	DATE	MM	YY			<table border="1" style="width: 100%; border-collapse: collapse;"> <tr> <td style="width: 20%;"> </td> <td style="width: 20%;"> </td> <td style="width: 20%;"> </td> <td style="width: 20%;"> </td> <td style="width: 20%;"> </td> <td style="width: 20%;"> </td> </tr> <tr> <td style="text-align: center;">DD</td> <td style="text-align: center;">DATE</td> <td style="text-align: center;">MM</td> <td style="text-align: center;">YY</td> <td style="text-align: center;"> </td> <td style="text-align: center;"> </td> </tr> </table>							DD	DATE	MM	YY		
DD	DATE	MM	YY																						
DD	DATE	MM	YY																						

 D

ANTIQUE AUTO

I/We hereby apply for an Antique Auto permit and plate and certify that the following conditions exist;

- a) I am/We are a resident of Nova Scotia within the meaning of the *Motor Vehicle Act*.
 b) The described vehicle is at least 30 years old or is a recognized classic.
 c) The described vehicle is in safe operating condition as certified by a registered mechanic attached (IF NON MEMBER OF ANTIQUE CLUB).
 d) I/We have a motor vehicle other than this vehicle registered in my/our name.
 e) Proof of financial responsibility shall be maintained in force at all times.
 f) The vehicle shall not be used for business or usual family purposes.

I hereby certify that the vehicle described herein, for which registration application is made, is at least 30 years old or is a recognized classic and has been tested for originality, running order and safety.

DD	DATE	MM	YY		

SECRETARY OF ANTIQUE CLUB

 E

COMMERCIAL FARM TRUCK

I/We hereby certify that I am/we are a bona fide farmer residing on a farm and deriving the major portion of my income from that farm — or — I/We operate a farm that gives employment to one or more persons on a full time basis.

If you cease to be a bona fide farmer, your vehicle registration will no longer be valid and the plates must be returned to the Registry of Motor Vehicles.

 F

COMMERCIAL FARM TRACTOR

I/We hereby certify that the farm tractor described herein is used exclusively for agricultural purposes.

 G

COMMERCIAL FISHING TRUCK

I/We hereby certify that the vehicle described herein shall be used for transportation of harvest from the sea, related equipment, and supplies only.

Canadian Fishing Vessel License No. _____ or Commercial Aquaculture Licence No. _____
 (Attach license or copy with application) (Attach license or copy with application)

 H

FIREFIGHTER, VOLUNTEER FIREFIGHTER AND GROUND SEARCH AND RESCUE PLATES

I hereby acknowledge that by displaying a Firefighter, Volunteer Firefighter or Ground Search and Rescue Plate, I am not granted any authority to exceed posted speed limits or claim extra right-of-way and I also absolve the Province of Nova Scotia from any civil liability resulting from any accident.

DD	DATE	MM	YY		

APPLICANT'S SIGNATURE

FIREFIGHTER PLATES

To be completed by Chief or Deputy Chief

Organization _____ Telephone _____

Address _____
 STREET CITY, TOWN PROVINCE POSTAL CODE

I hereby certify that the applicant noted above meets all legislative eligibility requirements for the plate type indicated above.

DD	DATE	MM	YY		

AUTHORIZED SIGNING AUTHORITY (AS NOTED ABOVE)

VOLUNTEER FIREFIGHTER AND GROUND SEARCH AND RESCUE PLATES

To be completed by Volunteer Firefighter Chief, Deputy Chief or Ground Search Team President.

Volunteer Firefighter Volunteer Ground Search and Rescue

Organization _____ Telephone _____

Address _____
 STREET CITY, TOWN PROVINCE POSTAL CODE

I hereby certify that the applicant noted above meets all legislative eligibility requirements for the plate type indicated above.

DD	DATE	MM	YY		

AUTHORIZED SIGNING AUTHORITY (AS NOTED ABOVE)

 I

RESTRICTED PLATE FOR A FIRE EMERGENCY VEHICLE

I hereby acknowledge that the vehicle described herein is a fire emergency vehicle.

I hereby certify that the vehicle described herein is owned within the meaning of the *Motor Vehicle Act* either by the Province of Nova Scotia, a city, town, municipality or by a volunteer fire department.

DD	DATE	MM	YY		

SIGNATURE OF SIGNING OFFICER

TITLE

 J

RESTRICTED PLATE FOR A GROUND SEARCH AND RESCUE VEHICLE

I hereby acknowledge that the vehicle described herein is a ground search and rescue vehicle owned within the meaning of the *Motor Vehicle Act* by the party indicated herein, in accordance with an agreement with the Emergency Measures Organization made pursuant to clause 8(h) of Chapters 8 of the Acts of 1990, the *Emergency Measures Act*.

DD	DATE	MM	YY		

SIGNATURE OF SIGNING OFFICER

TITLE

83260

Certificate of Registration

PROVINCE OF NOVA SCOTIA

NOVA SCOTIA
Service Nova Scotia
and Municipal Relations
Service Delivery

**CERTIFICATE OF REGISTRATION
OF A VEHICLE**

WHEREAS AN APPLICATION HAS BEEN MADE BY _____

MASTER No. _____

VOID
Sample Only

VEHICLE IDENTIFICATION No. _____	MAKE _____	MODEL _____	YEAR _____	BODY TYPE _____
COLOUR _____	WEIGHT KG. _____	FUEL _____	CYL. _____	TRANS. _____
CONDITION _____	DATE ISSUED _____	ODOMETER READING _____		

AND WHEREAS THE DEPARTMENT OF SERVICE NOVA SCOTIA AND MUNICIPAL RELATIONS OF NOVA SCOTIA IS SATISFIED THAT THE APPLICANT IS THE OWNER OF SAID VEHICLE, THE DEPARTMENT ISSUES TO THE APPLICANT THIS CERTIFICATE OF REGISTRATION PURSUANT TO THE PROVISIONS OF THE MOTOR VEHICLE ACT.

THIS DOCUMENT IS PROOF OF YOUR OWNERSHIP OF THE VEHICLE. KEEP IT IN A SAFE PLACE, NOT WITH YOUR LICENSE OR REGISTRATION OR IN YOUR CAR, TO DISPOSE OF YOUR VEHICLE, COMPLETE THE TRANSFER SECTION ON THE REVERSE AND GIVE THE CERTIFICATE TO THE NEW OWNER.

PLEASE NOTE, VEHICLE TAX AMOUNTS ARE SUBJECT TO REVIEW, YOU MAY BE CONTACTED BY THE VEHICLE TAX UNIT AND/OR REQUIRED TO SUBMIT FURTHER DOCUMENTATION OR THE APPROPRIATE TAX AMOUNTS OWING, IF APPLICABLE.

CONTROL No. (This is not a title number) **05462645**

REGISTRAR
OF MOTOR VEHICLES

**KEEP IN A SAFE PLACE
VOID IF ALTERED**

Front

NOTICE OF SALE

ON SALE OF VEHICLE, THIS SECTION MUST BE RETURNED BY THE SELLER TO SERVICE NOVA SCOTIA AND MUNICIPAL RELATIONS, SERVICE DELIVERY, P.O. BOX 1652, HALIFAX, NOVA SCOTIA B3J 2Z3.

NAME OF PURCHASER _____

ADDRESS _____

DATE OF SALE _____

VEHICLE No. _____	MAKE _____	MODEL _____	YEAR _____	SELLER'S MASTER No. _____
-------------------	------------	-------------	------------	---------------------------

PLATE No. _____ PLACED ON VEHICLE OR _____ TEMPORARY PERMIT No. _____

PLATE No. **05462645** REMOVED FROM VEHICLE

CONTROL No. **05462645**

SELLER'S SIGNATURE _____

VOID
Sample Only

ANY ALTERATION OR ERASURE VOIDS THIS DOCUMENT

PART 1 TRANSFER OF TITLE CERTIFICATE OF SALE

NOTE: Any vehicle required to be inspected must be approved in your name prior to sale.

Vehicle displays valid Motor Vehicle Inspection sticker, pursuant to the Motor Vehicle Act. YES NO

For the exact amount of \$ _____ I (we) hereby sell, assign, transfer and convey unto _____

NAME OF PURCHASER _____ (Please Print Full Name)

ADDRESS _____

I (we) hereby warrant the title to the said vehicle and certify that at the time of delivery any and all liens or encumbrances upon this vehicle have been disclosed to the new owner.

Odometer reading upon transfer of ownership: _____ Km

1. The odometer reading is in excess of 99,999 Km or
 2. The odometer reading is not the actual kilometrage

Year _____ Plate # _____

has been removed from vehicle.

SELLER'S SIGNATURE _____ DATE SOLD _____

PART 2 LICENSED DEALERS CERTIFICATE OF SALE (For Regular use of Licensed Dealers)

For value received I (we) hereby sell, assign, transfer and convey unto _____

NAME OF PURCHASER _____ (Please Print Full Name)

ADDRESS _____

I (we) hereby warrant the title to the said vehicle and certify that at the time of delivery any and all liens or encumbrances upon this vehicle have been disclosed to the new owner.

DEALERS (SELLER'S) SIGNATURE _____ DEALERS LICENSE NO. _____ DATE SOLD _____

PART 3 DECLARATION FOR PLATE OWNER NOT THE SAME AS VEHICLE OWNER

I (we) hereby certify that I am (we are) the new owner(s) of the vehicle described herein within the meaning of the Motor Vehicle Act. I (we) hereby grant power of attorney to: _____

PLATE OWNER _____ PLATE OWNER MASTER NUMBER _____

RESIDENCE ADDRESS _____ PLATE OWNER SIGNATURE _____

MAILING ADDRESS (IF DIFFERENT FROM RESIDENCE) _____ VEHICLE OWNER (PURCHASER) SIGNATURE _____

PART 4 APPLICATION FOR CERTIFICATE OF REGISTRATION BY PURCHASER

I (we) hereby certify that I am (we are) the new owner (owners) within the meaning of the Motor Vehicle Act, of the vehicle described on the reverse side of this certificate.

PLATE NUMBER _____ PLACED ON VEHICLE _____ PURCHASER'S MASTER NUMBER _____

DATE OF BIRTH (DAY, MONTH, YEAR) _____

BUYER NOTE: RETAIN PURCHASE INVOICE RECEIPT. MAY BE REQUIRED BY TAX COMMISSION.

SIGNATURE OF APPLICANT (PURCHASER) _____ (IF JOINT OWNERSHIP ALL REQUIRED TO SIGN)

ADDRESS _____ (IF RESIDENCE IS DIFFERENT FROM MAILING ADDRESS SHOW BOTH)

POSTAL CODE _____

IT IS AN OFFENCE TO MAKE A FALSE STATEMENT OR TO CONCEAL A MATERIAL FACT IN THIS APPLICATION

BUYER NOTE: REGISTRATION OF THIS VEHICLE EXPIRES 30 DAYS AFTER SALE UNLESS NEW REGISTRATION OBTAINED

Back

Part 1 Transfer of Title Certificate of Sale:

- To be completed by the seller indicating:
 - If vehicle displays valid Motor Vehicle Inspection Sticker - check either the **Yes** or **No** check box
 - Purchase price
 - Name and address of purchaser
 - Odometer reading
 - Plate number being removed from vehicle (if applicable)
 - Seller's signature and date sold

Note: If the seller is a company, the company name/stamp must accompany the signature. If the vehicle was registered jointly, then all signatures are required.

If the title is in the dealer's name, only the MVI information and odometer reading are required as the purchaser information and dealer's signature is captured in Part 2.

Part 2 Licensed Dealers Certificate of Sale

- To be completed by licensed dealer indicating:
 - Name and address of purchaser
 - Dealer's signature, with the name/stamp of dealership above the signature
 - Dealer license number and date sold

Part 3 Declaration for Plate Owner Not the Same as Vehicle Owner (if available)

- To be completed if the plate owner is not the same as the vehicle owner indicating:
 - Name and address of plate owner
 - Master number of plate owner
 - Plate owner's signature
 - Vehicle owner's signature

Note: If the plate owner or vehicle owner is a company, the company name/stamp must accompany the signature. If the vehicle or plate is registered jointly, then all signatures are required.

Part 4 Application for Certificate of Registration by Purchaser

- To be completed by purchaser indicating:
 - Plate number to be placed on vehicle (if applicable)
 - Purchaser's master number
 - Signature of applicant
 - Date of birth of applicant

- Address of purchaser

Note: If the applicant is a company, the company name/stamp must accompany the signature. If joint ownership, then all signatures are required.

Examples of Completed Certificates of Registration:

ANY ALTERATION OR ERASURE VOIDS THIS DOCUMENT

PART 1 TRANSFER OF TITLE CERTIFICATE OF SALE.
 NOTE: Any vehicle required to be inspected must be approved in your name prior to sale.
 Vehicle displays valid Motor Vehicle Inspection sticker, pursuant to the Motor Vehicle Act. YES NO
 For the exact amount of \$ _____ I (we) hereby sell, assign, transfer and convey unto
 NAME OF PURCHASER _____
(Please Print Full Name)
 ADDRESS _____
 The vehicle described on the reverse side of this certificate and I (we) hereby warrant the title to the said vehicle and certify that at the time of delivery any and all liens or encumbrances upon this vehicle have been disclosed to the new owner.
 Odometer reading upon transfer of ownership 12,345 Km
 1. The odometer reading is in excess of 99,999 Km or
 2. The odometer reading is not the actual kilometrage
 Year _____ Plate # _____
 _____ has been removed from vehicle.
 SELLER'S SIGNATURE _____
IF JOINT OWNERSHIP, ALL REQUIRED TO SIGN DATE SOLD _____

PART 2 LICENSED DEALERS CERTIFICATE OF SALE (For Regular use of Licensed Dealers)
 For value received I (we) hereby sell, assign, transfer and convey unto
 NAME OF PURCHASER John G. Public
(Please Print Full Name)
 ADDRESS 123 Any St Anytown NS B1B 2B2
 My (our) interest in the Vehicle described on the reverse side of this certificate and I (we) hereby warrant the title to the said vehicle and certify that at the time of delivery any and all liens or encumbrances upon this vehicle have been disclosed to the new owner.
 DEALER'S (SELLER'S) SIGNATURE Jane Doe ABC Auto Sales
DEALER'S LICENSE NO. 12345 DATE SOLD May 16, 2011

PART 3 APPLICATION FOR CERTIFICATE OF REGISTRATION BY PURCHASER
 I (we) hereby certify that I am (we are) the new owner (owners) within the meaning of the Motor Vehicle Act, of the vehicle described on the reverse side of this certificate.
 PLATE NUMBER ABC123 PLACED ON VEHICLE PURCHASER'S MASTER NUMBER PUBLIC1010150006
BUYER NOTE: RETAIN PURCHASE INVOICE RECEIPT. MAY BE REQUIRED BY TAX COMMISSION.
BUYER'S SALES TAX DECLARATION
 1. FULL PURCHASE PRICE \$ _____ FEES PERMITTED FOR PLATES _____
 2. LESS NOVA SCOTIA TRADE IN ALLOWANCE _____ RECORDING FEE _____
 3. NET PURCHASE PRICE _____ SALES TAX _____
 4. SALES TAX _____ TOTAL _____
 SIGNATURE OF APPLICANT John G. Public DATE OF BIRTH 01/01/50
IF JOINT OWNERSHIP, ALL REQUIRED TO SIGN ADDRESS 123 Any St Anytown NS POSTAL CODE B1B 2B2
IF RESIDENCE IS DIFFERENT THAN MAILING ADDRESS, SHOW BOTH
IT IS AN OFFENCE TO MAKE A FALSE STATEMENT OR TO CONCEAL A MATERIAL FACT IN THIS APPLICATION.
BUYER NOTE: REGISTRATION OF THIS VEHICLE EXPIRES 30 DAYS AFTER SALE UNLESS NEW REGISTRATION OBTAINED.

VOIDED Sample Only

Older version

ANY ALTERATION OR ERASURE VOIDS THIS DOCUMENT

PART 1 TRANSFER OF TITLE CERTIFICATE OF SALE.
 NOTE: Any vehicle required to be inspected must be approved in your name prior to sale.
 Vehicle displays valid Motor Vehicle Inspection sticker, pursuant to the Motor Vehicle Act. YES NO
 For the exact amount of \$ _____ I (we) hereby sell, assign, transfer and convey unto
 NAME OF PURCHASER _____
(Please Print Full Name)
 ADDRESS _____
 The vehicle described on the reverse side of this certificate and I (we) hereby warrant the title to the said vehicle and certify that at the time of delivery any and all liens or encumbrances upon this vehicle have been disclosed to the new owner.
 Odometer reading upon transfer of ownership 12,345 Km
 1. The odometer reading is in excess of 99,999 Km or
 2. The odometer reading is not the actual kilometrage
 Year _____ Plate # _____
 _____ has been removed from vehicle.
 SELLER'S SIGNATURE _____
IF JOINT OWNERSHIP, ALL REQUIRED TO SIGN DATE SOLD _____


PART 2 LICENSED DEALERS CERTIFICATE OF SALE (For Regular use of Licensed Dealers)
 For value received I (we) hereby sell, assign, transfer and convey unto
 NAME OF PURCHASER John G. Public
(Please Print Full Name)
 ADDRESS 123 Any Street Anytown NS B1B 2B2
 my (our) interest in the vehicle described on the reverse side of this certificate and I (we) hereby warrant the title to the said vehicle and certify that at the time of delivery any and all liens or encumbrances upon this vehicle have been disclosed to the new owner.
 DEALER'S (SELLER'S) SIGNATURE Jane Doe ABC Auto Sales
DEALER'S LICENSE NO. 12345 DATE SOLD May 16, 2011

PART 3 DECLARATION FOR PLATE OWNER NOT THE SAME AS VEHICLE OWNER
 I (we) hereby certify that I am (we are) the new owner(s) of the vehicle described herein within the meaning of the Motor Vehicle Act.
 I (we) hereby grant power of attorney to:
 PLATE OWNER Jill Public PLATE OWNER MASTER NUMBER PUBLIC1280265003
 RESIDENCE ADDRESS 123 Any St Anytown NS B1B 2B2 PLATE OWNER SIGNATURE Jill Public
 MAILING ADDRESS (IF DIFFERENT FROM RESIDENCE) _____ VEHICLE OWNER (PURCHASER) SIGNATURE John G. Public

PART 4 APPLICATION FOR CERTIFICATE OF REGISTRATION BY PURCHASER
 I (we) hereby certify that I am (we are) the new owner (owners) within the meaning of the Motor Vehicle Act, of the vehicle described on the reverse side of this certificate.
 PLATE NUMBER ABC123 PLACED ON VEHICLE PURCHASER'S MASTER NUMBER PUBLIC1010150006
BUYER NOTE: RETAIN PURCHASE INVOICE RECEIPT. MAY BE REQUIRED BY TAX COMMISSION.
 SIGNATURE OF APPLICANT (PURCHASER) John G. Public DATE OF BIRTH 01/01/50
IF JOINT OWNERSHIP, ALL REQUIRED TO SIGN ADDRESS 123 Any St, Anytown NS POSTAL CODE B1B 2B2
IF RESIDENCE IS DIFFERENT THAN MAILING ADDRESS, SHOW BOTH
IT IS AN OFFENCE TO MAKE A FALSE STATEMENT OR TO CONCEAL A MATERIAL FACT IN THIS APPLICATION.
BUYER NOTE: REGISTRATION OF THIS VEHICLE EXPIRES 30 DAYS AFTER SALE UNLESS NEW REGISTRATION OBTAINED.

Newer version

Sale of Vehicle Not Safety Approved

 Service Nova Scotia and Municipal Relations Service Delivery	<h3>Sale of Vehicle Not Safety Approved</h3>
DESCRIPTION OF VEHICLE Year _____ Make _____ Model _____ Body Type _____ Vin/Serial Number _____ Plate Number Removed from Vehicle _____	
This is to certify that:	
1. I/We _____ PURCHASER have been advised by _____ SELLER that this vehicle is being sold "NOT SAFETY APPROVED" and requires a safety inspection approval sticker prior to applying for registration and operating the vehicle.	
2. Inspection Sticker No. _____ has been removed from the vehicle and the registration cancelled.	
3. I/We _____ PURCHASER am responsible for the cost of having the vehicle inspected prior to registration. AND That it is understood that the vehicle may need repairs in order to obtain an inspection certificate.	
4. That in the interim the vehicle will be recorded in my name.	
_____ Date	_____ Signature of Purchaser _____ Signature of Seller
COPY DISTRIBUTION: ORIGINAL - to purchaser SECOND COPY - Customer Services (Dealer - Form 29) (Private Sale - with NOTICE OF SALE portion of permit) THIRD COPY - Seller's Records Form 20 (Rev. 04/04) SPEI	

- Requires description of the vehicle (year, make, model, body type, VIN and, if applicable, plate number removed from vehicle)
- Certification information must be completed with the seller/purchaser names, inspection sticker number removed from the vehicle, along with the signatures of the purchaser and the seller and the date.

Note: If the purchaser is a company, the company name/stamp must accompany the signature. If joint ownership, then all signatures are required. Dealer must indicate the dealership name/stamp above their signature.

Note: Sale of vehicle not safety approved must have a valid safety inspection before vehicle can be plated.

Example of Completed Sale of Vehicle Not Safety Approved form:

NOVA SCOTIA
Service Nova Scotia
and Municipal Relations
Service Delivery

**Sale of Vehicle
Not Safety Approved**

DESCRIPTION OF VEHICLE

Year 2000 Make MAKE Model MODEL Body Type 2D
Vin/Serial Number 12345678901234567 Plate Number Removed from Vehicle ABC 123

This is to certify that:

1. I/We John Q Public
PURCHASER
have been advised by ABC Auto Sales
SELLER

that this vehicle is being sold "NOT SAFETY APPROVED" and requires a safety inspection approval sticker prior to applying for registration and operating the vehicle.

2. Inspection Sticker No. 12345678 has been removed from the vehicle and the registration cancelled.

3. I/We John Q Public
PURCHASER

am responsible for the cost of having the vehicle inspected prior to registration. AND
That it is understood that the vehicle may need repairs in order to attain an inspection certificate.

4. That in the interim the vehicle will be recorded in my name.


June 29, 2010
Date

John Q Public
Signature of Purchaser
ABC Auto Sales
Jane Doe
Signature of Seller

COPY DISTRIBUTION: ORIGINAL - to purchaser
SECOND COPY - Customer Services (Dealer - Form 29) (Private Sale - with NOTICE OF SALE portion of permit)
THIRD COPY - Seller's Records

Form 20 (Rev. 04/04)
SPE1

Dealer's Notice of Sale



Dealer's Notice of Sale

NAME OF DEALER _____

DEALER LICENSE NUMBER _____ DATE _____

VIN/SERIAL NUMBER	DATE OF SALE	SELLER'S MASTER NO. (PREV. REGISTERED OWNER'S)	BUYER'S MASTER NO. OR NAME AND ADDRESS AND DATE OF BIRTH

NOTE: ANY RECORD OF SALE OF A 'NOT SAFETY APPROVED' VEHICLE MUST BE ACCOMPANIED BY COPY OF SALE OF VEHICLE NOT SAFETY APPROVED (FORM 20).
FORM 20 (REV. 9/09)
REV. 11/02

Mandatory information:

- Name of Dealer
- Dealer licence number
- Date
- VIN of vehicle sold
- Date of Sale
- Seller's Master Number (master number of the previously registered owner)
- Buyer's Master Number (if unavailable, buyer(s) name/address and date of birth)

Application for Registered Weight for Commercial Vehicles (MV62G)

(Note: A Form 2 or 8E must accompany this form)



FOR OFFICE USE ONLY	
C.R. #	_____
Permit #	_____
Sticker #	_____ Year _____
Plate #	_____
PAYMENT TYPE	
<input type="checkbox"/> Cheque	<input type="checkbox"/> Cash <input type="checkbox"/> Debit Card
<input type="checkbox"/> Money Order	<input type="checkbox"/> Credit Card
Amount of Change to Client \$ _____	

Application for Registered Weight for Commercial Vehicles

INSTRUCTIONS:

- Examine the vehicle diagrams in Section C (on the reverse), circle the one most resembling the axle groupings to be registered.
Note: If the vehicle is a tractor semi-trailer combination, the combined weight of the vehicles and load is registered to the tractor. Pup trailers and straight trucks are registered as separate units.
- Determine if steering axle is certified to carry in excess of 5500 kilograms (Section A). For gross weight exceeding 5500 kilograms on the steering axle of a truck, truck tractor or intercity bus the certification (Section A) must be completed.
- Determine from **Weights and Dimensions of Vehicle Regulations** the maximum permitted weight for assemblies and complete Section B.
- If the unit to be registered is a train see Section D (on the reverse) for maximum weights and complete Section B.

Section A

Certification	
Application for A Gross Axle Weight in Excess of 5500 Kilograms on the Steering Axle	
I/We hereby certify that the Steering Axle and all of its components of the motor vehicle described herein is designed and rated by the vehicle manufacturer to carry safely a Gross Vehicle Weight of _____ kilograms. Permitted increase in Gross Vehicle Weight limit subject to regulations. Cannot exceed 9100 kilograms	
Name of Manufacturer _____	Signature of Manufacturer's Agent / Sales or Service Representative _____

Section B

Name in Full _____			Date of Birth	Day	Month	Year
Address in Full _____						
I hereby make application for a registered gross weight of _____ kilograms for the vehicle described herein. I understand I am responsible for operating this vehicle within the legal weight and dimensional limits specified in the Nova Scotia Weights and Dimensions of Vehicles Regulations. I further certify that I will indemnify and save harmless the Registry of Motor Vehicles for having registered this vehicle at the weight requested.						
Make	Year	Vehicle Identification Number			Gross Reg. Weight	Plate No.
Master Number	Date	Signature				

WARNING — The *Motor Vehicle Act* provides a penalty or a fine and imprisonment for a false statement of fact in this application.

Form MV62G Revised 02/09
APP12

Over ➔

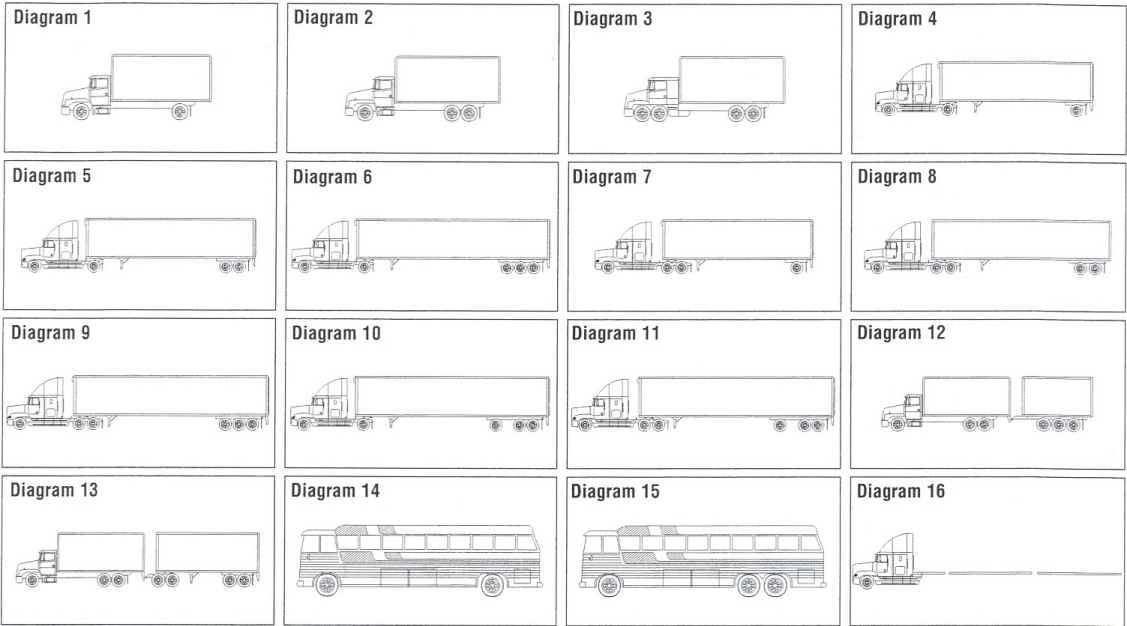
Mandatory Information:

Section A: To be completed if the steering Axle gross weight is in excess of 5500 kg, indicating steering axle GVW, name of manufacturer and signature of agent, along with the company name/stamp.

Section B: Name and address of applicant and applicant's date of birth, registered gross weight of vehicle, make, year, VIN, gross registered weight, plate number, master number, date and signature of applicant.

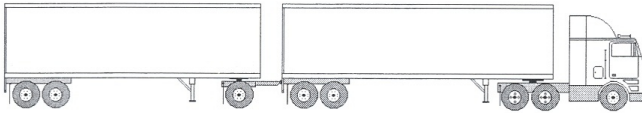
Note: If the applicant is a company, the company name/stamp must accompany the signature. If joint ownership, then all signatures are required.

Section C



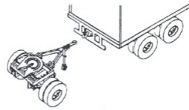
Section D

Trains




A-Train Double

- 5 axles 41900 kg
- 6 axles 50800 kg
- 7 axles 53500 kg
- 8 axles 53500 kg

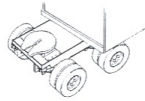


“A-Train Double” means a combination of vehicles composed of a tractor, a semi-trailer and either an A-dolly and a semi-trailer or a full trailer attached to the foremost semi-trailer in a like manner as if an A-dolly were used.

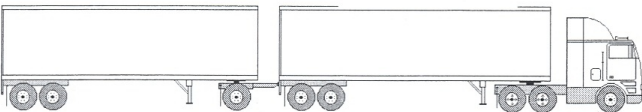


B-Train Double

- 4 axles 32800 kg
- 5 axles 41700 kg
- 6 axles 50600 kg
- 7 axles 59500 kg
- 8 axles 62500 kg

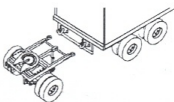


“B-Train Double” means a combination of vehicles composed of a tractor, a semi-trailer, and a second semi-trailer towed by the lower half of a fifth wheel assembly mounted on the rear of the foremost semi-trailer.



C-Train Double

- 5 axles 41900 kg
- 6 axles 50800 kg
- 7 axles 55600 kg
- 8 axles 58500 kg



“C-Train Double” means a combination of vehicles composed of a tractor, a semi-trailer, a C-dolly and a second semi-trailer.

Form MV62G Revised 02/09

Mandatory Information:

Section C: The applicant must circle the diagram that most resembles the axle groupings to be registered.

Example of Completed Form MV62G:



FOR OFFICE USE ONLY	
C.R. #	_____
Permit #	_____
Sticker #	_____ Year _____
Plate #	_____
PAYMENT TYPE	
<input type="checkbox"/> Cheque	<input type="checkbox"/> Cash <input type="checkbox"/> Debit Card
<input type="checkbox"/> Money Order	<input type="checkbox"/> Credit Card
Amount of Change to Client \$ _____	

Application for Registered Weight for Commercial Vehicles

INSTRUCTIONS:

- Examine the vehicle diagrams in Section C (on the reverse), circle the one most resembling the axle groupings to be registered.
Note: If the vehicle is a tractor semi-trailer combination, the combined weight of the vehicles and load is registered to the tractor.
 Pup trailers and straight trucks are registered as separate units.
- Determine if steering axle is certified to carry in excess of 5500 kilograms (Section A). For gross weight exceeding 5500 kilograms on the steering axle of a truck, truck tractor or intercity bus the certification (Section A) must be completed.
- Determine from **Weights and Dimensions of Vehicle Regulations** the maximum permitted weight for assemblies and complete Section B.
- If the unit to be registered is a train see Section D (on the reverse) for maximum weights and complete Section B.

Section A

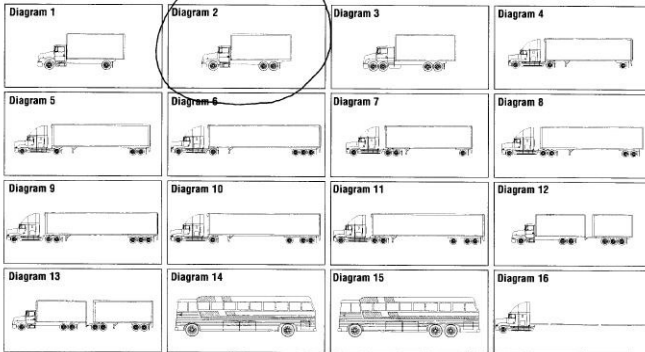
Certification	
Application for A Gross Axle Weight in Excess of 5500 Kilograms on the Steering Axle	
I/We hereby certify that the Steering Axle and all of its components of the motor vehicle described herein is designed and rated by the vehicle manufacturer to carry safely a Gross Vehicle Weight of <u>8000 kg</u> kilograms. Permitted increase in Gross Vehicle Weight limit subject to regulations. <small>Cannot exceed 9100 kilograms</small>	
Name of Manufacturer <u>MAKE MANUFACTURING</u>	Signature of Manufacturer or Agent <u>ABC Auto Sales</u> <small>Signature of Manufacturer or Agent is that of a Service Representative</small>

Section B

Name in Full <u>John G Public</u>	Date of Birth <u>01/09/64</u>			
Address in Full <u>123 Amy St, Anytown NS B1B 2B2</u>				
I hereby make application for a registered gross weight of _____ kilograms for the vehicle described herein. I understand I am responsible for operating this vehicle within the legal weight and dimensional limits specified in the Nova Scotia Weights and Dimensions of Vehicles Regulations. I further certify that I will indemnify and save harmless the Registry of Motor Vehicles for having registered this vehicle at the weight requested.				
Make <u>MAKE</u>	Year <u>2010</u>	Vehicle Identification Number <u>1A3456789D11234567</u>	Gross Reg. Weight <u>21600</u>	Plate No. _____
Motor Number <u>PUB110110440117</u>	Date <u>June 29, 2010</u>	Signature <u>John G Public</u>		

WARNING — The *Motor Vehicle Act* provides a penalty or a fine and imprisonment for a false statement of fact in this application.

Section C



Section D

Trains

 A-Train Double 5 axles 41900 kg 6 axles 50800 kg 7 axles 53500 kg 8 axles 53500 kg	 "A-Train Double" means a combination of vehicles composed of a tractor, a semi-trailer and either an A-dolly and a semi-trailer or a full trailer attached to the foremost semi-trailer in a like manner as if an A-dolly were used.
 B-Train Double 4 axles 32900 kg 5 axles 41700 kg 6 axles 50600 kg 7 axles 59500 kg 8 axles 62500 kg	 "B-Train Double" means a combination of vehicles composed of a tractor, a semi-trailer, and a second semi-trailer towed by the lower half of a fifth wheel assembly mounted on the rear of the foremost semi-trailer.
 C-Train Double 5 axles 41900 kg 6 axles 50800 kg 7 axles 55600 kg 8 axles 58500 kg	 "C-Train Double" means a combination of vehicles composed of a tractor, a semi-trailer, a C-dolly and a second semi-trailer.

Form MV62G Revised 02/09

Statement of Insurance



Service Nova Scotia
and Municipal Relations
Service Delivery

PO Box 1652
Halifax, Nova Scotia
B3J 2Z3

Statement of Insurance

Client Master Number											

1. This form must be completed to apply for vehicle registration, either a new registration or renewal. The form must be included **in addition** to any registration application submitted in-person or through the mail. Registration renewals requested through the Internet will require the same information to be provided (<http://www.gov.ns.ca/snsmr/rmv/>).
2. A Motor Vehicle Liability policy, as defined in the *Motor Vehicle Act*, must be in effect when the registration application is submitted. A Statement of Insurance is not required to register a trailer or off highway vehicle.
3. The policy described below covers the motor vehicle(s) described within the attached application(s).

Name of Insurance Company _____

Policy Number _____

Policy Effective Date _____ (dd/mm/yy)

Policy Expiry Date _____ (dd/mm/yy)

Note: The Department may contact your insurance company to verify the information provided. It is a serious offence to make a false statement on this form. Upon conviction, penalties could include fines, imprisonment, or both.

Form RE019 Rev 05/05

Mandatory information:

- Client master number
- Name of insurance company
- Insurance policy number
- Policy effective and expiry dates
- Client(s) signature and date (optional)

The completed "Statement of Insurance" form must be submitted with required registration documents, before a vehicle permit will be issued.

Example of Completed Statement of Insurance:


NOVA SCOTIA
Service Nova Scotia
and Municipal Relations
Service Delivery

PO Box 1652
Halifax, Nova Scotia
B3J 2Z3

Statement of Insurance

Client Master Number
P1118111011014161410117

1. This form must be completed to apply for vehicle registration, either a new registration or renewal. The form must be included **in addition** to any registration application submitted in-person or through the mail. Registration renewals requested through the Internet will require the same information to be provided (<http://www.gov.ns.ca/snsmr/rmv/>).
2. A Motor Vehicle Liability policy, as defined in the *Motor Vehicle Act*, must be in effect when the registration application is submitted. A Statement of Insurance is not required to register a trailer or off highway vehicle.
3. The policy described below covers the motor vehicle(s) described within the attached application(s).

Name of Insurance Company A-1 Insurance

Policy Number ABC 123456

Policy Effective Date 02/06/10
(dd/mm/yy)

Policy Expiry Date 02/06/11
(dd/mm/yy)


Note: *The Department may contact your insurance company to verify the information provided. It is a serious offence to make a false statement on this form. Upon conviction, penalties could include fines, imprisonment, or both.*

Client Signature John B. Public

Today's Date June 29, 2010

Form REQ19 Rev 03/08

Repossession Form, MV65C

 Service Nova Scotia and Municipal Relations Service Delivery	Declaration Pursuant to Section 23(6) of the <i>Motor Vehicle Act</i>. (To be completed by lien holder.)																				
I (We) Name _____																					
Address _____																					
Solemnly declare that:																					
1. Name _____																					
Master Number	Date of Birth																				
_____	_____																				
Address _____																					

was the owner of a Motor Vehicle described as follows:																					
<table border="1" style="width: 100%; border-collapse: collapse;"> <tr> <td colspan="4">Vin / Serial Number</td> </tr> <tr> <td style="width: 15%;">Year</td> <td style="width: 35%;">Make</td> <td style="width: 35%;">Model</td> <td style="width: 15%;"></td> </tr> <tr> <td>_____</td> <td>_____</td> <td>_____</td> <td>_____</td> </tr> <tr> <td>Body Type</td> <td>Plate No.</td> <td colspan="2">Prov.</td> </tr> <tr> <td>_____</td> <td>_____</td> <td colspan="2">_____</td> </tr> </table>		Vin / Serial Number				Year	Make	Model		_____	_____	_____	_____	Body Type	Plate No.	Prov.		_____	_____	_____	
Vin / Serial Number																					
Year	Make	Model																			
_____	_____	_____	_____																		
Body Type	Plate No.	Prov.																			
_____	_____	_____																			
2. That title to the said Motor Vehicle has transferred to me(us) by appropriate operation of law, namely,																					

and that I have complied with the conditions set out in the above mentioned act.																					
I MAKE THIS SOLEMN DECLARATION conscientiously believing it to be true, and knowing that it is of the same force and effect as if made by virtue of "The Canada Evidence Act".																					

Signature																					
Signed and declared before me at _____ in the County of _____																					
this _____ day of _____ 20 _____.																					

Signature of Barrister, Notary Public or Commissioner																					
NOTE: Give details of the manner by which the ownership of the motor vehicle was transferred to you and attach any necessary documents.																					
MV65C (Rev. 04/05) SPE3																					

Mandatory information:

- Name and address of the lien holder
- **Section 1:**
 - Name and address of vehicle owner, master number and/or date of birth
 - VIN, Year, Make, Model, Body Type, Plate number (if applicable), Province
- **Section 2:**
 - The mechanisms by which the vehicle is repossessed (i.e. *Personal Property Security Act*).
 - Signature of lien holder (with company name or stamp)
 - Declaration completed and signed by Barrister, Notary Public or Commissioner with stamp or name indicating authority above their signature.

Example of Completed Form MV65C:

NOVA SCOTIA
 Service Nova Scotia
 and Municipal Relations
 Service Delivery

**Declaration Pursuant to Section 23(6)
 of the Motor Vehicle Act.**
 (To be completed by lien holder.)

I (We) Name EZ Bank
 Address 456 Some Street
Dartmouth NS B1B 3B3

Solemnly declare that:

1. Name John Q Public
 Master Number PUBLIC12101041640117 Date of Birth 10/10/46/4
 Address 123 Any Street
Anytown NS B1S 2B2

was the owner of a Motor Vehicle described as follows:

Vin / Serial Number						
1	2	3	4	5	6	7
8	9	10	11	12	13	14
15	16	17				
Year	Make	Model				
018	MAKE	MODEL				
Body Type	Plate No.	Prov.				
PK	ABC 456	NS				

2. That title to the said Motor Vehicle has transferred to me(us) by appropriate operation of law, namely,
Personal Property Security Act

and that I have complied with the conditions set out in the above mentioned act.

I MAKE THIS SOLEMN DECLARATION conscientiously believing it to be true, and knowing that it is of the same force and effect as if made by virtue of "The Canada Evidence Act".

EZ Bank
Joe Smith
 Signature

Signed and declared before me at Dartmouth in the County of Halifax
 this 29th day of June 2010.

[Signature] Commissioner
 Oath of the
 Province of Nova Scotia


NOTE: Give details of the manner by which the ownership of the motor vehicle was transferred to you and attach any necessary documents.

Temporary Registration

PROVINCE OF NOVA SCOTIA - REGISTRY OF MOTOR VEHICLES		TEMPORARY REGISTRATION		ISSUED PURSUANT SECTION 13 & 14 MOTOR VEHICLE ACT	
VEHICLE ▶ MAKE: _____ YEAR: _____ BODY TYPE: _____ WEIGHT: _____ TAN SERIAL NO. _____ REG. WT.: _____		OWNER ▶ NAME: _____ FULL: _____ ADDRESS: _____ POSTAL CODE: _____ ACCOUNT NO. _____		REGISTRATION FEE: _____ SALES TAX: _____	
<input type="checkbox"/> Temporary Permit <input type="checkbox"/> Unladen Weight Permit		THIS TEMPORARY PERMIT AND NUMBER WHEN AFFIXED TO THE LOWER RIGHT-HAND CORNER OF THE WINDSHIELD ON THE LEFT REAR WINDOW AUTHORIZES OPERATION OF THE VEHICLE DESCRIBED VEHICLE ON A HIGHWAY PROVIDED ISSUE OF NUMBER PLATES AND PERMIT BY THE REGISTRY OF MOTOR VEHICLES VALID FOR 30 DAYS FROM DATE ISSUED UNLESS PERMIT AND PLATES ISSUED SOONER BY THE REGISTRY OF MOTOR VEHICLES.			
Temporary Permit Conditions: THIS TEMPORARY PERMIT AND NUMBER WHEN AFFIXED TO THE LOWER RIGHT-HAND CORNER OF THE WINDSHIELD ON THE LEFT REAR WINDOW AUTHORIZES OPERATION OF THE VEHICLE DESCRIBED VEHICLE ON A HIGHWAY PROVIDED ISSUE OF NUMBER PLATES AND PERMIT BY THE REGISTRY OF MOTOR VEHICLES VALID FOR 30 DAYS FROM DATE ISSUED UNLESS PERMIT AND PLATES ISSUED SOONER BY THE REGISTRY OF MOTOR VEHICLES.		In Transit Permit Conditions: THIS IN TRANSIT PERMIT WHEN AFFIXED TO THE LOWER RIGHT HAND CORNER OF THE WINDSHIELD OR IN THE LEFT REAR WINDOW AUTHORIZES THIS OPERATION FOR PERIOD ON A HIGHWAY OF THE PROVINCE DESCRIBED VEHICLE WITHOUT ROAD FOR A SINGLE TRIP.			
Unladen Weight Permit Conditions: THE UNLADEN WEIGHT PERMIT MUST REMAIN IN THE VEHICLE AND IS NOT TRANSFERABLE. THE PERMIT IS VALID FOR VEHICLE OPERATION AT UNLADEN WEIGHT ONLY THROUGH THE EXPIRATION DATE BELOW. THE PURPOSE OF THIS PERMIT IS TO ALLOW TEMPORARY MOVEMENT OF A VEHICLE BY AN OWNER/OPERATOR OR (DESIGNATED) REPRESENTATIVE THAT HAS SIGNATURED A LOCK WITH A CLERK AND HAS SURRENDERED THE APPROVED LICENSE PLATE AND CAR CARD TO THE CLERK.		VOIDED Sample Only			
VEHICLE REQUIRED TO DISPLAY VALID SAFETY INSPECTION STICKER NO. _____ DATE INSPECTED: _____		VEHICLE MUST CARRY PUBLIC LIABILITY AND PROPERTY DAMAGE INSURANCE WHILE BEING OPERATED. NOT REQUIRED TO BEAR PROOF OF SAFETY INSPECTION - NOT AUTHORIZED TO BE OPERATED IN AN UNSAFE CONDITION OR WHICH NOT EQUIPPED AS REQUIRED BY THE MOTOR VEHICLE ACT.			
VEHICLE MUST CARRY REQUIRED PUBLIC LIABILITY AND PROPERTY DAMAGE INSURANCE WHILE BEING OPERATED. DATE ISSUED: _____ EXPIRY DATE: _____		IF AN ERROR IS MADE DO NOT ATTEMPT TO ERASE CANCEL COMPLETE FORM AND LEAVE ALL COMES IN THIS BOOK. VOID IF ERASED OR NOT COMPLETE			
ISSUED BY: _____ TOTAL FEE: \$ _____		DATE ISSUED: _____ FEE: _____			
DEALER NAME: _____ LICENSE NO. _____		DEALER NAME: _____ LICENSE NO. _____			
ADDRESS: _____		ADDRESS: _____			
IF ISSUED IN RESPECT OF A TRAILER OR A MOTORCYCLE THIS PERMIT MAY BE CARRIED BY THE OPERATOR.					
I hereby make application for the permit above and certify that the above information is true.					
APPLICANT'S SIGNATURE: _____				DATE: _____	

Mandatory information:

- Vehicle - make, year, body type, weight/registered weight, VIN.
- Owner - applicant(s) full name, address, master number (birth date, if unavailable).
- If issuing a Temporary Permit, complete left-hand side of permit:
 - ▶ Check the applicable check box for Temporary Permit;
 - ▶ Sticker number and date inspected;
 - ▶ Date permit issued and expiry date;
 - ▶ Signature of dealership signing officer and temporary permit fee;
 - ▶ Dealer name, address and licence number.
- If issuing an In Transit, complete right-hand side of permit:
 - ▶ Date permit to be used, initial point of origin and final destination;
 - ▶ Date issued and in transit permit fee;
 - ▶ Signature of dealership signing officer;
 - ▶ Dealer name, address and licence number.
- Applicant(s) signature and date (If the applicant is a company, the company name/stamp must accompany the signature. If joint ownership, then all signatures are required. .



Back of Temporary Permit


- Day, month and year of expiry.

Example of Completed Temporary Permit:

<small>ORIGINAL DUPLICATE QUADRIPLUG COPY</small> <small>QUESTIONS: REGISTER OF MOTOR VEHICLES</small> <small>REGISTRATION FEE: \$10.00</small> <small>SALES TAX: 15%</small> <small>REGISTRATION TAX: \$10.00</small>		PROVINCE OF NOVA SCOTIA - REGISTER OF MOTOR VEHICLES TEMPORARY REGISTRATION <small>REGISTRATION FEE: \$10.00</small> <small>SALES TAX: 15%</small> <small>REGISTRATION TAX: \$10.00</small>		<small>REGULATIONS REQUIRE PERMIT TO APPLY FOR AND OBTAIN REGISTRATION FROM THE REGISTER OF MOTOR VEHICLES FOR THE VEHICLE INDICATED BELOW WITHIN 30 DAYS OF THE ISSUE DATE OF THIS PERMIT.</small>	
VEHICLE <small>MAKE</small> MAKE <small>YEAR</small> 2009 <small>BODY TYPE</small> 4D <small>WEIGHT</small> 1234g <small>REG. WT.</small> 1234g	<small>VIN</small> 123456789011234567 <small>REG. NO.</small> 123456789011234567	<small>OWNER</small> <small>NAME IN FULL</small> John G. Public <small>ADDRESS</small> 123 Any St <small>CITY</small> Halifax NS <small>POSTAL CODE</small> B1B 2B2	<small>VEHICLE REG. NO.</small> 123456789011234567 <small>VEHICLE REG. STATE OF BRITISH COLUMBIA</small> PUBLIC ID: 013456789017 <small>ACCOUNT NO.</small>	<input checked="" type="checkbox"/> Temporary Permit <input type="checkbox"/> Unladen Weight Permit	2195221 VOIDED Sample Only
<small>THIS TEMPORARY PERMIT AND NUMBER WHEN AFFIXED TO THE LOWER RIGHT-HAND CORNER OF THE WINDSHIELD OR IN THE LEFT REAR WINDOW AUTHORIZES OPERATION OF THE WITHIN DESCRIBED VEHICLE ON A HIGHWAY PENDING ISSUE OF NUMBER PLATES AND PERMIT BY THE REGISTER OF MOTOR VEHICLES VALID FOR 30 DAYS FROM DATE ISSUED UNLESS PERMIT AND PLATES ISSUED SOONER BY THE REGISTER OF MOTOR VEHICLES.</small>		<small>THIS IS TRANSIT PERMIT WHEN APPLIED TO THE LOWER RIGHT HAND CORNER OF THE WINDSHIELD OR IN THE LEFT REAR WINDOW ALTHOUGH THE OPERATOR OR MOVING ON A HIGHWAY OF THE WITHIN DESCRIBED VEHICLE WITHOUT LOAD FOR A SINGLE TRIP.</small>		THIS TEMPORARY PERMIT MUST REMAIN IN THE VEHICLE AND IS NOT TRANSFERABLE. THE PERMIT IS VALID FOR VEHICLE OPERATION AT UNLADEN WEIGHT ONLY, THROUGH THE EXPIRATION DATE BELOW. THE PURPOSE OF THIS PERMIT IS TO ALLOW TEMPORARY MOVEMENT OF A VEHICLE BY AN OWNER-OPERATOR OR DESIGNATED REPRESENTATIVE THAT HAS TERMINATED A LEASE WITH A CARRIER AND HAS SURRENDERED THE APPROPRIATE LICENSE PLATE AND CAR CDS TO THE CARRIER.	
<small>TEMPORARY PERMIT</small>		<small>UNLADEN WEIGHT PERMIT</small>		IF AN ERROR IS MADE DO NOT ATTEMPT TO ERASE. CANCEL COMPLETE FORM AND LEAVE ALL COPIES IN THIS BOOK. VOID IF ERASED OR NOT COMPLETE.	
VEHICLE REQUIRED TO DISPLAY VALID SAFETY INSPECTION					
<small>STICKER NO.</small> 1234567	<small>DATE EXPIRES</small> July 2, 2010	VEHICLE MUST CARRY REQUIRED PUBLIC LIABILITY AND PROPERTY DAMAGE INSURANCE WHILE BEING OPERATED.			
<small>DATE ISSUED</small> July 3, 2010	<small>EXPIRY DATE</small> August 2, 2010	DATE ISSUED: _____ FEE: _____			
<small>ISSUED BY</small> J. Public	<small>TOTAL FEE: \$</small> 11.00	ISSUED BY: _____			
<small>DEALER NAME</small> ABC Auto Sales	<small>LICENSE NO.</small> 12345	DEALER NAME: _____ LICENSE NO.: _____			
<small>ADDRESS</small> 456 Some St Halifax NS B1B 2B2	<small>IF ISSUED IN RESPECT OF A TRAILER OR A MOTORCYCLE, THIS PERMIT MAY BE CARRIED BY THE OPERATOR</small>	ADDRESS: _____			
I hereby make application for the permit above and certify that the above information is true.					
APPLICANT'S SIGNATURE: John G. Public				DATE: July 3, 2010	



Exemption from Off Highway Vehicles Infrastructure Fund Fee Form



NOVA SCOTIA
Service Nova Scotia
and Municipal Relations
Service Delivery
PO Box 1662 Halifax, Nova Scotia B3J 2Z3

**Exemption from Off Highway Vehicles
Infrastructure Fund Fee Form**

CLIENT NAME			
CLIENT MASTER NUMBER		DATE OF BIRTH	
		DD MM YY	
RESIDENCE ADDRESS		MAILING ADDRESS (if different than residence)	
STREET ADDRESS AND NAME, APT. NO.		STREET NUMBER AND NAME, R.O. BOX, P.O. NO., APT. NO.	
CITY, TOWN, OR VILLAGE	POSTAL CODE	CITY, TOWN, OR VILLAGE	POSTAL CODE
TELEPHONE NUMBER () -			
Area Code			

VEHICLE INFORMATION			
VIN SERIAL NUMBER		YEAR	MAKE
BODY TYPE	COLOR	NO. OF AXLES	WEIGHT
		IG	<input type="checkbox"/> GASOLINE <input type="checkbox"/> DIESEL <input type="checkbox"/> OTHER <small>FLUIDS SPECIFY</small>

PLATE INFORMATION

I hereby apply for as off-highway vehicle registration:

Renewal of plate # _____

Attach plate # _____

Issuance of new plate.

I HEREBY ACKNOWLEDGE that the vehicle indicated above will be used exclusively for non-recreational use by:

persons who operate an off-highway vehicle on private land they own or occupy;

persons related by blood or marriage, common-law or registered domestic relationship to a landowner and who operate an off-highway vehicle solely on the related landowner's property;

farmers, fishers and forest workers who operate an off-highway vehicle only for activities related to their work;

employees and self-employed persons (as defined in the Occupational Health and Safety Act) who operate an off-highway vehicle for work-related activities, except guides;

government employees who operate an off-highway vehicle for work-related duties;

peace officers who operate an off-highway vehicle for work-related duties;

persons who operate a golf cart on a public or private golf course;

If the vehicle is to be used for any recreational purposes, I will apply for regular registration and pay the Off-highway Vehicles Infrastructure Fund fee.

Signature of Applicant _____ Date _____

NOTE: Operating an off-highway vehicle for recreational use without payment of the Off-Highway Vehicles Infrastructure Fund Fee may result in a minimum fine of \$250.00.

Mandatory information:

- Client Identification - Requires the client's full name, master number, date of birth and the client's residential and mailing address, if they differ.
- Vehicle Information - Requires the complete description of the vehicle.
- Plate Information - Select the appropriate check box (i.e. issue new plate, attached existing plate). If attaching an existing plate, indicate the plate number.
- Exemption - Client must select the check box for the applicable exemption.
- Applicant Declaration - This section must be completed, signed and dated by the applicant (client).

Note: If the applicant is a company, the company name/stamp must accompany the signature. If joint ownership, then all signatures are required.

Example of Exemption from Off Highway Vehicles Infrastructure Fund Fee Form



Service Nova Scotia
and Municipal Relations
Service Delivery
PO Box 1652 Halifax, Nova Scotia B3J 2Z3

Exemption from Off Highway Vehicles Infrastructure Fund Fee Form

CLIENT NAME <u>John G Public</u>	
CLIENT MASTER NUMBER <u>P1113121011014161410117</u>	DATE OF BIRTH <u>01/04/64</u>

RESIDENCE ADDRESS		MAILING ADDRESS (if difference than residence)	
STREET ADDRESS AND NAME, APT. NO. <u>123 Any St</u>		STREET NUMBER AND NAME, P.O. BOX, P.O. NO., APT. NO.	
CITY, TOWN, OR VILLAGE <u>Halifax NS</u>	POSTAL CODE <u>B1B-2B2</u>	CITY, TOWN, OR VILLAGE	POSTAL CODE

TELEPHONE NUMBER (902) 123-4567

VEHICLE INFORMATION							
VIN/SERIAL NUMBER <u>123456789101234567</u>		YEAR <u>1999</u>	MAKE <u>HARK</u>	MODEL <u>MODEL</u>			
BODY TYPE <u>4A</u>	COLOR <u>RED</u>	CYL. <u>012</u>	# OF AXLES <u>012</u>	WEIGHT <u>1231</u>	MS <u>18</u>	<input type="checkbox"/> ELECTRIC <input type="checkbox"/> DIESEL <input type="checkbox"/> OTHER PLEASE SPECIFY	ODOMETER <u>12345</u>

PLATE INFORMATION

I hereby apply for an off-highway vehicle registration:

Renewal of plate # _____

Attach plate # _____

Issuance of new plate.

I HEREBY ACKNOWLEDGE that the vehicle indicated above will be used exclusively for non-recreational use by:

- persons who operate an off-highway vehicle on private land they own or occupy;
- persons related by blood or marriage, common-law or registered domestic relationship to a landowner and who operate an off-highway vehicle solely on the related landowner's property;
- farmers, fishers and forest workers who operate an off-highway vehicle only for activities related to their work;
- employees and self-employed persons (as defined in the Occupational Health and Safety Act) who operate an off-highway vehicle for work-related activities; except guides;
- government employees who operate an off-highway vehicle for work-related duties;
- peace officers who operate an off-highway vehicle for work-related duties;
- persons who operate a golf cart on a public or private golf course;

If the vehicle is to be used for any recreational purposes, I will apply for regular registration and pay the Off-highway Vehicles Infrastructure Fund fee.

John G Public
Signature of Applicant

January 26, 2011
Date

NOTE: Operating an off-highway vehicle for recreational use without payment of the Off-Highway Vehicles Infrastructure Fund Fee may result in a minimum fine of \$250.00.