

2023 NOVA SCOTIA  
**Hunting**  
and  
**Furharvesting**

SUMMARY OF REGULATIONS



**NOVA SCOTIA**

Canadian Moose

Photo by Jason Power

# Save time. Report online.

Hunter and furharvester reports are **mandatory**.

These reports provide essential information in managing Nova Scotia's wildlife.

Reporting is required from all licence holders even if you did not hunt or have a successful harvest.

Failing to report carries penalties starting from \$180 and a loss of the opportunity to hold a licence in subsequent years.

Reports are due after the season closes.

[novascotia.ca/natr/harvests](https://novascotia.ca/natr/harvests)





This guide sets out some key points you will need to know to hunt and furharvest in Nova Scotia.

**It is a summary only.**

When accuracy is needed, consult the official legal wording of the Wildlife Act and its Regulations.

Laws are subject to change at any time  
and are available online:

[novascotia.ca/natr/wildlife/laws/actsregs.asp](http://novascotia.ca/natr/wildlife/laws/actsregs.asp)

Find detailed information on our website:

[novascotia.ca/natr/hunt](http://novascotia.ca/natr/hunt)

Report illegal hunting or trapping to your local  
Natural Resources and Renewables (NRR) office  
or by phone at **1-800-565-2224**.

**Honourable Tory Rushton**, Minister

**Karen Gatien**, Deputy Minister

**Please help the environment. Recycle this book.**

# Regulations under the Wildlife Act

## **Bear Harvesting Regulations**

N.S. Reg. 60/1988 amended to N.S. Reg. 287/2015

## **Deer Farming and Marketing of Deer Products Regulations**

**(Dept. of Agriculture)** N.S. Reg. 1/1991 amended to N.S. Reg. 166/2015

## **Deer Hunting Regulations**

N.S. Reg. 239/2018 amended to N.S. Reg. 286/2015

## **Dog Hunting and Training Regulations**

N.S. Reg. 209/1987 amended to N.S. Reg. 120/2005

## **Firearm and Bow Regulations**

N.S. Reg. 144/1989 amended to N.S. Reg. 284/2015

## **Fishing Regulations (Dept. of Fisheries and Aquaculture)**

N.S. Reg. 27/2018

## **Forfeiture of Seized Property Regulations** N.S. Reg. 83/1999

## **Fur Buyers, Hide Dealers and Taxidermists Regulations**

N.S. Reg. 207/1987 amended to N.S. Reg. 169/2015

## **Fur Harvesting Regulations**

N.S. Reg. 165/1987 amended to N.S. Reg. 285/2015

## **Game Farming Regulations (Dept. of Agriculture)** N.S. Reg. 147/1996

## **General Wildlife Regulations**

N.S. Reg. 205/1987 amended to N.S. Reg. 283/2015

## **Guide Regulations** N.S. Reg. 206/1987 amended to N.S. Reg. 172/2015

## **Hunter Education, Safety, and Training Regulations**

N.S. Reg. 208/1987 amended to N.S. 235/2013

## **Licence and Permit Suspension Regulations**

N.S. Reg. 233/2007 amended to N.S. Reg. 267/2013

## **Moose Hunting Regulations**

N.S. Reg. 90/1988 amended to N.S. Reg. 74/2016

## **Pheasant Shooting Preserve Regulations**

N.S. Reg. 89/1988 amended to N.S. Reg. 288/2015

## **Small Game Hunting Regulations**

N.S. Reg. 166/1987 amended to N.S. Reg. 175/2015

# Message from the Minister



Nova Scotia is home to an abundance of natural beauty. We have a longstanding tradition of hunting and trapping and offer world-class experiences for Nova Scotians and visitors.

Hunting and trapping is a great way to enjoy nature while spending quality time with family and friends. It's an opportunity to pass along wisdom and knowledge. It also promotes stewardship, conservation, and sustainability so that future generations

can share the experiences we enjoy today.

Hunters and trappers play an important role in wildlife management and the protection of habitats. This booklet provides an outline of the fees, bag limits, season dates, regulations, and other important information. Please review it carefully.

I encourage you to submit your hunter harvest survey. Our department relies on this data to make informed decisions regarding hunting seasons, tag quotas and bag limits, as well as protect future hunting opportunities. Thank you for your co-operation with reporting your hunting activities.

Hunters and trappers contribute to the Nova Scotia Habitat Conservation Fund through the purchase of Wildlife Habitat stamps. This fund supports biodiversity and habitat conservation and research in your local community.

I'd also like to remind everyone who plans to be outdoors this season to put safety first, respect private landowners, follow our burn safe restrictions and keep pets on a leash or under supervision when in wildlife habitat.

Please report poaching or other offences to a Department of Natural Resources and Renewables office or call 1-800-565-2224.

I wish you a safe and successful season.

Regards,

A handwritten signature in blue ink, appearing to read 'Tory Rushton', with a long horizontal flourish extending to the right.

Tory Rushton, Minister  
Natural Resources and Renewables

# We are proud to introduce the Mi'kmaw concept of Netukulimk



The Mi'kmaq have been harvesting in and around Mi'kma'ki, our traditional territory – part of which is present day Nova Scotia – since time immemorial. Harvesting has always been an important part of our culture and Netukulimk remains the heart of

this. We are taught how a single animal can provide an abundance of support – including shelter, clothing, tools, medicines, and food.

The *Constitution Act, 1982* recognized Aboriginal and Treaty Rights and as a result, the courts upheld the right to harvest natural resources. As Mi'kmaq, we have an inherent right to access and use the resources but, we have a responsibility to do so sustainably. Conservation and resource management is important to Mi'kmaq.

Netukulimk is a Mi'kmaq concept of responsible co-existence and interdependence with Earth's resources and each other. It is about achieving adequate standards of community nutrition and economic well-being without jeopardizing the integrity, diversity, or productivity of the environment. Netukulimk is the use of the natural bounty for one's self-support and well-being, while also understanding the needs of the larger community.

The Mi'kmaq, partnered with federal and provincial governments, continue to lead the path to a holistic management approach in Nova Scotia. We have agreed to share the lands and resources, and together we can see that all children will have the same rights and privileges in the future. We must respect and protect our natural resources for our children, your children and the next seven generations. – *The Assembly of Nova Scotia Mi'kmaq Chiefs*



# Contents

<b>Before you hunt in Nova Scotia</b> .....	1
About the Wildlife Resources Card .....	1
About the Wildlife Habitat Stamp.....	3
Nova Scotia Habitat Conservation Fund .....	4
About the licence card.....	4
<b>Education courses</b> .....	5
<b>Significant changes for 2023</b> .....	6
2023 Bull Moose Only Harvest .....	6
Bear hunting in Moose Management Zones.....	6
Migratory Birds Regulations Modernization .....	6
<b>Summary tables</b> .....	7
Licence costs.....	7
2023 Furharvester bag limits and open seasons.....	8
2023 Bag limits and open seasons.....	9
2023 Moose bag limits and open seasons .....	10
Minimum age requirements.....	11
Minimum hunting setback distances .....	12
Minimum trapping setback distances .....	13
Big game hunting methods summary .....	14
Small game hunting methods summary.....	15
Furbearing species hunting methods summary .....	16
Other harvestable wildlife hunting methods summary .....	17
Sunrise and sunset times.....	18
<b>Hunter reports and biological submissions</b> .....	19
Managing game species .....	19
Submitting biological samples .....	20
Report mainland moose sightings.....	21

<b>Lotteries</b> .....	22
About the Antlerless Deer Draw .....	22
About the Moose Draw .....	22
Belleisle Marsh Hunting Blind Lottery .....	23
<b>Big game</b> .....	24
About bear hunting and snaring.....	24
About deer hunting .....	26
Antlerless deer stamps available for 2023.....	27
After a successful harvest .....	28
Deer antler measurements .....	29
Deer Management Zones.....	30
Deer registration stations.....	33
Permit to keep deer meat.....	36
About moose hunting.....	37
Special rules in Zone 5 .....	39
Permit to transport moose meat.....	39
Permit to keep moose meat.....	40
<b>Small game</b> .....	41
About small game hunting .....	41
Migratory bird hunting.....	43
<b>Furbearing</b> .....	44
About furharvester licencing .....	44
Furbearers.....	45
Furharvester reports.....	47
Traps and snares.....	48
Possession and export of pelts.....	53
Accidental Harvest Form 2023.....	55
<b>Conservation officer service and general regulations</b> .....	56
Report a poacher.....	56
Automatic forfeiture of seized items .....	57
Automatic licence suspension order .....	59
General licence stipulations.....	60
Some general regulations .....	61



<b>Other permits</b> .....	64
Export permits.....	64
Permit to keep meat .....	64
Hire a taxidermist.....	65
Hunting with mobility limitations.....	65
<b>Hunter safety and awareness</b> .....	68
Mandatory hunter orange .....	68
Hunting with a firearm .....	70
Respect private landowners .....	70
Survival in the woods.....	72
Nova Scotia Youth Dream Hunt .....	74
Nova Scotia Federation of Anglers and Hunters.....	75
Licence of a Lifetime Lottery .....	76
Hunters Helping the Hungry .....	77
2023 participating licensed meat cutters.....	78
Firearms in national parks and wildlife areas.....	79
Hunting on provincial lands.....	79
Lead bullet fragments can harm health .....	81
Help protect the deer herd from Chronic Wasting Disease.....	83
Prevent the spread of blacklegged ticks .....	84
Avian Influenza in wild and domestic birds .....	86
COVID-19 .....	86
<b>Guides</b> .....	87
Registered Guide – paid .....	87
Special Permit to Guide – unpaid.....	88
<b>Glossary</b> .....	90
Definitions.....	90
Clubs.....	95
Department of Natural Resources and Renewables local offices.....	97

# Attention trail camera users!

---

You can win one of three top-quality trail cameras by participating in the Deer and Bear Trail Camera Survey and photo competition. NRR is asking trail camera operators to provide data to help in the management of white-tailed deer and black bears. When you complete and submit a survey, your name is entered into the draw for a free trail camera. You may also enter the competition for best deer/bear trail camera photo.

Find out more: [novascotia.ca/natr/hunt/trailsurvey](https://novascotia.ca/natr/hunt/trailsurvey)



Photo by T. Levy


# Before you hunt in Nova Scotia

## About the Wildlife Resources Card

The Wildlife Resources Card (WRC) is the only acceptable form of identification for Nova Scotia residents who wish to obtain a Wildlife Habitat Stamp or any type of hunting, trapping, snaring, or furharvesting licence.

Other uses:

- allows you to apply for limited-entry hunt draws
- provides a record of your hunting and trapping-related training and certifications
- allows you to snare rabbits
- allows you to book a shooting range online



Your Wildlife Resources Card no longer expires:

- Keep your current Wildlife Resources Card – ignore the printed expiry date
- Update the contact information associated with your WRC, if it changes.

## Order a Wildlife Resources Card or update your profile

Both residents and non-residents can order a card or update their profile in the following ways:

1. **Online:** [wrs.novascotia.ca](https://wrs.novascotia.ca)
2. **Phone:** **1-833-302-0750**  
Application fee: **\$8.95** (\$7.78 + HST)
3. **Mail:** Wildlife Resources Card Application  
Citizen Services Division Business Registration Unit  
Box 1529, 6N-1505 Barrington Street  
Halifax, Nova Scotia B3J 2Y4  
Application fee: **\$13.45** (\$11.70+HST)

Application and instructions can be found at [wrs.novascotia.ca/wrc](https://wrs.novascotia.ca/wrc)

## Who needs a Wildlife Resources Card?

**Residents** need a Wildlife Resources Card to

- Buy a Wildlife Habitat Stamp (base licence)
- Buy a resident hunting, snaring, or furharvesting licence
- Snare snowshoe hare
- Harvest “Other Harvestable Wildlife”
- Enter a NRR harvesting-related limited entry hunt draw
- Book time at the shooting range using the online booking system
- Apply for a Special Permit to Guide
- Buy a commercial licence – Registered Guide, Nuisance Wildlife Operator, Fur Buyer, Taxidermist, Hide Dealer, Pheasant Preserve Operator Licence
- Buy a Falconry permit

**Non-residents** need a Wildlife Resources Card to

- Buy a commercial licence – Registered Guide, Nuisance Wildlife Operator, Fur Buyer, Taxidermist, Hide Dealer, Pheasant Preserve Operator
- Buy a Falconry permit

Wildlife Resources Cards are optional for non-residents who wish to buy non-resident hunting licences. The WRC will make buying a licence faster, allow you to book a shooting range, and report your harvests online. If your training is from another jurisdiction, you will be prompted during the order process to submit proof of training.

### **To hunt or trap, Nova Scotia residents must**

- Possess the appropriate training – see *Education courses*, page 5
- Order a Wildlife Resources Card – if your training is from another jurisdiction, you will be prompted during the order process to submit proof of training
- Buy a Wildlife Habitat Stamp, which is a base licence
- Buy appropriate wildlife harvesting stamps

## **To hunt or trap, Nova Scotia non-residents must**

- Be supervised by either a Licenced Guide or a resident with a Special Permit to Guide
  - Order a Wildlife Resources Card – this is optional for non-residents
- Prove to NRR that you entitled to hunt with a firearm, bow, or crossbow in another jurisdiction
- Buy a Wildlife Habitat Stamp, which is a base licence
- Buy appropriate wildlife harvesting stamps
- If buying a commercial licence like Fur buyer or Taxidermist, possess a Wildlife Resources Card – requires proof of hunter training from another jurisdiction

## **About the Wildlife Habitat Stamp**

A Wildlife Habitat Stamp is a base licence. Both residents and non-residents must have a Wildlife Habitat Stamp to

- buy a hunting, furharvesting, or snaring stamp
- snare rabbits
- hunt “other harvestable wildlife”

# Nova Scotia Habitat Conservation Fund

The small fee you pay for a Wildlife Habitat Stamp goes directly to the Habitat Conservation Fund. This fund, created under the Wildlife Act, is used for education, research and the protection, acquisition and enhancement of wildlife habitat. Each year, the fund's Board of Directors, with members from hunting, naturalist, and academic organizations, makes project funding recommendations.

For more information:  
[novascotia.ca/natr/wildlife/habfund/](http://novascotia.ca/natr/wildlife/habfund/)

## About the licence card


**Buy a base licence:** When you buy a base licence, called a Wildlife Habitat Stamp, you get a licence card (little booklet) that holds each stamp you buy for the season. This becomes valid when you do two things:

1. Affix your wildlife habitat stamp to the front of the licence card and;
2. Plainly and legibly fill in your Wildlife Resources Card number (Residents), the date, your name and your signature.

**Validate each stamp:** A stamp becomes a licence when you affix it to your Licence Card. You must fill in your Wildlife Resources Card number or, for non-residents only, your address.

**Falsely obtained licences are void:** If you make a false or misleading statement to get a licence, your licence is void.

**Limit of one of each type:** You may buy one of each type of licence, stamp, or permit in a given licence year.



## Education courses

Hunting method	Pre-Prerequisite	Requirements	Online <sup>1</sup>	Classroom <sup>2</sup>	Cost <sup>3</sup> +HST	Where to register
<b>Firearms</b>	None	Hunter Education Course	✓	✓	\$50*	wrs.novascotia.ca/Education/
	None	Canadian Firearms Course		✓	\$80	www.safetyservicesns.ca/firearms
<b>Bow</b>	None	International Bowhunter Education Program (IBEP) course		✓	\$50	wrs.novascotia.ca/Education/ Register online by August 1 for a seat in the current year course. Late registrations may be held over to the following year.
	HT (Hunter Trained)					
	HQ (Hunter Qualified) B (Bow Trained)		✓		\$45	wrs.novascotia.ca/Education/ Prerequisite must be met before registering
<b>Trapping</b>	None	Furharvester Education Course		✓	\$50	wrs.novascotia.ca/Education/
<b>Nuisance Wildlife Operator</b>	FT (Fur Trained)					
	FQ (Fur Grand-fathered)	Passing the NWO exam	Exam only. Available at local NRR office		\$6.83	wrs.novascotia.ca/Education/ Prerequisite must be met before registering

<sup>1</sup> If you do not have access to the internet, contact your local NRR office. <sup>2</sup> Classroom courses are offered throughout the year and are based on student demand and instructor availability. <sup>3</sup> Course fees are subject to change. \*Online Hunter Education course cost is \$45.

# Significant changes for 2023

---

## 2023 Bull Moose Only Harvest

Information obtained from aerial surveys, biological samples, and reported harvest data from licensed harvesters along with traditional knowledge provided by Mi'kmaw harvesters all contribute important information to inform management decisions. Recent results show that the Cape Breton moose population has declined from population highs observed in the early 2000s. The number of moose licenses available has not changed for 2023, however, licensed harvesters will only be able to harvest antlered moose (bull/male only) in all five moose management zones. The province plans to continue to work with Nova Scotia Mi'kmaw and stakeholders to closely monitor the population.

For details on the Ministerial Order visit: [novascotia.ca/natr/hunt/pdf/ministerial-order-prohibition-female-or-antlerless-moose-harvest.pdf](https://novascotia.ca/natr/hunt/pdf/ministerial-order-prohibition-female-or-antlerless-moose-harvest.pdf)

## Bear hunting in Moose Management Zones

The possession or use of a rifle, shotgun, or muzzleloader for the purpose of hunting bear is prohibited within the lands designated as Moose Management Zones 2, 3 and 4 from Monday, September 11 to Saturday, October 7. For details in the Ministerial Order please visit: [novascotia.ca/natr/hunt/pdf/Bear-Hunt-Ministerial-Order-Summary-of-Regulations.pdf](https://novascotia.ca/natr/hunt/pdf/Bear-Hunt-Ministerial-Order-Summary-of-Regulations.pdf)

## Migratory Birds Regulations Modernization

The modernized Migratory Birds Regulations came into effect on July 30, 2022. For more information visit: [www.canada.ca/en/environment-climate-change/services/migratory-game-bird-hunting/status-update-modernization-regulations.html](https://www.canada.ca/en/environment-climate-change/services/migratory-game-bird-hunting/status-update-modernization-regulations.html)



# Summary tables

## Licence costs

### LICENCES Available from NRR offices and *all* vendors

Wildlife Habitat Stamp	\$5.15
Deer Hunting: General <i>Resident</i>	\$27.87 + HST
Deer Hunting: General <i>Resident Senior (65+)</i>	\$0.00
Deer Hunting: General <i>Non-Resident</i>	\$137.09 + HST
Deer Hunting: Archery & Muzzleloader <i>Resident</i>	\$27.87 + HST
Deer Hunting: Archery & Muzzleloader <i>Res. Senior (65+)</i>	\$0.00
Deer Hunting: Archery & Muzzleloader <i>Non-Resident</i>	\$137.09 + HST
Small Game <i>Resident</i>	\$17.26 + HST
Small Game <i>Resident Senior (65+)</i>	\$0.00
Small Game <i>Non-Resident</i>	\$62.30 + HST

### LICENCES Available from NRR offices and *selected* vendors

Bear Hunting <i>Resident</i>	\$26.57 + HST
Bear Hunting <i>Resident Senior (65+)</i>	\$0.00
Bear Hunting <i>Non-Resident</i>	\$124.52 + HST

### LICENCES Available from NRR offices *only*

Furharvester	\$21.17 + HST
Bear Snaring <i>Resident</i>	\$26.57 + HST
Bear Snaring <i>Resident Senior (65+)</i>	\$0.00
Black Bear gallbladder seal	\$6.22 + HST

**Replace a lost licence, stamp, or tag:** Go to your local NRR office. A replacement MAY be issued if you provide 1) an affidavit that is signed by individual who needs the replacement, or 2) a proof that is deemed satisfactory by NRR, and 3) the appropriate replacement fee.

## 2023 Furharvester bag limits and open seasons

Furharvester licences are **not** issuable to non-residents. They are only issued to individuals who: a) are Nova Scotia residents, and; b) have a Wildlife Resources Card with FQ or FT certification

BEAVER Zones	Start	End	Limit
1 Cape Breton, Inverness, Richmond, Victoria	Nov 1 2023	Mar 31 2024	30
2 Antigonish, Colchester, Cumberland, Guysborough, Halifax, Hants, Pictou	Nov 1 2023	Mar 31 2024	20
3 Annapolis, Kings, Lunenburg	Nov 1 2023	Mar 31 2024	20
4 Digby, Queens, Shelburne, Yarmouth	Nov 1 2023	Mar 31 2024	20

### BOBCAT

Carcasses must be turned in and pelts stamped at a NRR office

Start Nov 1 2023	End Feb 29 2024	5
------------------	-----------------	---

### OTTER

Start Nov 1 2023	End Feb 29 2024	No limit
------------------	-----------------	----------

### MINK, MUSKRAT, RED SQUIRREL, SKUNK, and WEASEL

Start Nov 1 2023	End Mar 31 2024	No limit
------------------	-----------------	----------

### FOX and COYOTE

Start Oct 15 2023	End Mar 31 2024	No limit
-------------------	-----------------	----------

### RACCOON

Trapping:	Start Nov 1 2023	End Mar 31 2024	No limit
Hunting:	Start Oct 15 2023	End Mar 31 2024	No limit

\* Requires Wildlife Habitat and Furharvester Stamps. Raccoons taken accidentally in a trap lawfully set for fox or coyote prior to the raccoon season may be kept.

### LYNX, MARTEN and FISHER\*

Closed season

\* Animals accidentally caught must be released or reported, and immediately turned into a NRR office. The pelt of one fisher caught in a trap legally set for another species may be kept, but the carcass must be turned in and the pelts stamped at a NRR office.

## 2023 Bag limits and open seasons

DEER	Season	Limit
Archery and Muzzleloader*	Sep 11 – Dec 9	1
Youth**	Oct 13 – 21	1
General	Oct 27 – Dec 2	1

\* Sep 11 to Sep 23 restricted to bow only. \*\* Individuals aged 16 to 18 may hunt deer under the authority of a Deer Hunting Stamp (General). Information on the allotment of Antlerless Deer Hunting Stamps, by zone, is available online at [wrs.novascotia.ca/DeerDraw/ddzones.asp](https://wrs.novascotia.ca/DeerDraw/ddzones.asp)

BEAR	Season	Limit
Hunting	Sep 11 – Dec 2	1
Snaring	Oct 1 – Dec 2	2

To obtain a bear snaring stamp you must be: 1) a Nova Scotia resident, 2) 16 years of age or older, and 3) certified as a furharvester (FT or FQ on your WRC). It is prohibited to possess or use rifles, shotguns or muzzleloaders for the purpose of bear hunting within the lands designated as Moose Management Zones 2, 3 & 4 from Mon, Sep 11 to Sat, Oct 7, 2023.

SNOWSHOE HARE	Season	Limit
Hunting	Nov 1 2023 – Feb 29 2024	None
Snaring	Nov 1 2023 – Feb 29 2024	None

\* No person shall hunt snowshoe hare with a dog from Nov 1 to Nov 15 inclusive. **NOTE:** To hunt hare, Nova Scotia residents require a Wildlife Habitat Stamp. Non-residents require a Wildlife Habitat Stamp and Non-Resident Small Game Stamp.

RUFFED GROUSE	Season	Limit
Hunting <i>Small Game Stamp required</i>	Oct 1 – Dec 31	5 per day. (After the first day, possession limit is 10 at any time).

## 2023 Bag limits and open seasons *continued*

RING-NECKED PHEASANT <i>male only</i>	Season	Bag limit
Annapolis, Kings, Hants <i>Small Game Stamp required</i>	Nov 1 – Dec 15	2 per day.
All other counties	Oct 1 – Dec 15	After the first day, the possession limit is 4 birds at any time.

OTHER HARVESTABLE WILDLIFE	Season	Limit
Coyote	Jan 1 2023 – Dec 31 2023	None
Bullfrog	Jul 15 2023 – Sep 30 2023	None
Crow	Sep 1 2023 – Mar 31 2024	None
Red Squirrel	Nov 1 2023 – Feb 28 2024	None

Wildlife Habitat Stamp required

## 2023 Moose bag limits and open seasons

SEASON	Season start	Season end	Limit
Season 1	Sep 25	Sep 30	1
Season 2	Oct 2	Oct 7	1
Season 3	Oct 9	Oct 14	1
Season 4	Oct 16	Oct 21	1
Season 5	Oct 23	Oct 28	1
Season 6	Oct 30	Nov 4	1
Season 7	Dec 12	Dec 14	1

**Restrictions on Sunday hunting:** Hunting on Sunday is limited to the two Sundays immediately following the last Friday in October. On those days, hunting is allowed for all species, except moose, for which a season is open at that time.

## Minimum age requirements

ACTIVITY	Minimum age	Additional information
Hunter education courses	12	
Deer hunting	16	Ages 16–17 (a)(b)
Fur harvesting	16	
Guides	16	Age 16 (c)
Bear hunting	18	Ages 16–17 (a)
Bear snaring	18	Ages 16–17 (a)
Moose hunting	18	Age 16 for companion hunters
Other harvestable wildlife	18	Ages 12–17 (b)
Small game	18	Ages 12–17 (a)(b)
Nuisance Wildlife Operator	19	

**Note:** Federal firearm licence requirements apply for hunting with firearms.

- a) Licence acquired by parent/guardian, signed by applicant and parent/guardian.
- b) Youth hunters must be under the immediate supervision of their parent, guardian or any other responsible person 18 years of age or over who has been certified under the Hunter Education, Safety and Training Regulations made under the Act to hunt with a firearm, bow or crossbow.
- c) A registered guide under 19 may only act as a guide while under supervision of a registered guide 19 years of age or older

## Minimum hunting setback distances where people live, work, and play

WEAPON	School	Business and other areas (b)	Highway	Dwelling (c)
Bow	804m	182m	30m	182m (c)
Crossbow	804m	182m	30m	182m (c)
Shotgun/shot only	804m	182m	30m	182m (c)
Rifle	804m	402m	30m	402m (c)
	804m	402m	30m	402m (c)

(a) Hunting is permitted at or beyond the setback distances in table

(b) Includes playground, athletic field, business, woods operation, Christmas tree operation, special forestry operation, golf course, public building other than school, agricultural building.

(c) The owner or occupier of a dwelling or a person permitted by them who is licensed may hunt within these distances if point of discharge is not within prescribed distance of other dwelling or business and other areas.

## Minimum trapping setback distances where people live, work, and play

TRAPS	School	Dwelling	Highway or trail	Business and other areas (b)
Snare, body gripping trap, foot hold trap, cable foot snare	274m	274m (c)	Beyond 15m (d)	274m
Box trap, cable restraint and modified leg hold with padded jaws		274m (e)		
Submarine, box trap, rat traps equipped with a hood, snares set completely under ice, snares made of copper, brass or stainless-steel set for snowshoe hare or red squirrel	274m	274m (c)		274m (c)
Body gripping trap with 12 cm or less opening completely submerged in water, box trap, snare set completely underwater, snare made of copper, brass or stainless-steel set for snowshoe hare or red squirrel, submarine trap, rat trap			Within 15 m	

(a) Traps permitted at or beyond the setback distances in table; (b) Includes playground, athletic field, business, woods operation, Christmas tree operation, special forestry operation, golf course, public building other than school, agricultural building; (c) Traps can be set between setback distance and 182 m from dwelling with dwelling owner/occupier permission; (d) Cable foot snare for bear is not permitted within 30.48m of highway; (e) Traps can be set between setback distance and 182 m of a dwelling with land owner/occupier permission of where the trap is set.

## Big game hunting methods summary

SEASON	Rifle	Rifle	Shotgun	Muzzleloader	Bow		Crossbow
	.23 calibre or greater	Rimfire .22 or less	.410, 28, 20, 16, 12, 10 gauge with single projectile shot 6.10 mm or larger (AAA or No. 4 Buckshot)	.45 calibre or larger	Minimum 50 lb. draw weight with broadhead	Minimum 40 lb. draw weight with broadhead	150 lb. draw weight with bolt heads greater than 2.2 cm diameter
Moose	✓		✓	✓	✓		✓
Deer: General	✓		✓	✓		✓	✓
Deer: Archery & Muzzleloader				✓		✓	✓
Bear Hunting	✓		✓	✓		✓	✓
Bear Snaring	✓	✓	✓	✓		✓	✓



## Small game hunting methods summary

SEASON	Rifle	Shotgun	Muzzleloader	Bow	Crossbow
	Rimfire .22 or less	.410, 28, 20, 16, 12, or 10-gauge with shot	.40 calibre or less	Bow and arrow with or without broadhead	Crossbow and bolts or arrows with or without broadheads
Snowshoe Hare	✓ (a) (b)	✓ (b)	✓	✓	✓
Game birds (d)	(c)	✓	(c)	✓	✓

(a) During Big Game Season a person can hunt snowshoe hare with any firearm used for big game with valid big game licence and stamp.

(b) After the general deer season to Feb 28 the following year a person can hunt snowshoe hare with a rifle or shotgun with rifled slugs or ball if the person holds a valid base licence and is hunting coyote.

(c) Not legal to hunt a game bird with a rifle, muzzleloader or rifle portion of a rifle/shotgun combination firearm.

(d) Refer to federal regulations for hunting migratory game birds – Migratory Birds Regulations: [justice.gc.ca](https://www.justice.gc.ca)

## Furbearing species hunting methods summary

SEASON	Rifle		Shotgun	Muzzleloader	Bow	Crossbow
	Rimfire .22 calibre or less	.23 calibre or less				
Fur-bearing species (b)	✓ (a)					
Raccoon, bobcat, fox, weasel (c) (e)		✓	✓	.40 calibre or less	Bow and arrow with broadhead	Crossbow and bolts or arrows with broadheads
Raccoon (night hunting)	✓		✓ (d)		✓	✓

Note: no person shall hunt these species with the rifle portion of a rifle/shotgun combination firearm during a season in which the use of a rifle is not permitted.

- (a) May be possessed and used by a licensed fur harvester during the open season, including Sundays, for the purpose of dispatching animals in traps.
- (b) It is illegal to kill a beaver, muskrat, mink or otter by a firearm or bow unless the animal is confined by a trap.
- (c) During the period of time that the open season for hunting fur-bearing animals overlaps the Big Game Season a person can hunt these species with any firearm used for big game with valid big game licence and stamp. Following the closure of the general deer hunting season a rifle or shotgun with rifled slugs or ball can be used.
- (d) Shotgun with shot not larger than 2.

## Other harvestable wildlife hunting methods summary

SEASON	Rifle	Shotgun	Muzzleloader	Bow	Crossbow
	23 calibre or less	Loaded with shot	.40 calibre or less	Bow and arrow with or without broadhead	Crossbow and bolts or arrows with or without broadheads
Coyote, red squirrel, crow, bullfrog (b) (c)	✓ (a)	✓	✓ (a)	✓	✓

(a) From October 15 to the last day of March in the following year

(b) After the general deer season to March 31 the following year its permitted to hunt coyote with a rifle or shotgun with rifled slugs or ball if the person holds a valid base licence and is hunting coyote

(c) During Big Game Season and Small Game Season a person can hunt other harvestable wildlife within season with any weapon used for big game and small game with valid big game or small game licence

## Sunrise and sunset times

This table gives the approximate sunrise and sunset times.  
This should only be used as a guide for hunters.

	Yarmouth		Halifax		Sydney	
	Rise am	Set pm	Rise am	Set pm	Rise am	Set pm
<b>Sep 3</b>	5:50	6:57	5:38	6:48	5:23	6:36
<b>7</b>	5:54	6:50	5:43	6:41	5:28	6:29
<b>11</b>	5:59	6:43	5:48	6:33	5:33	6:21
<b>15</b>	6:03	6:36	5:53	6:26	5:38	6:15
<b>19</b>	6:08	6:29	5:57	6:18	5:43	6:05
<b>23</b>	6:12	6:28	6:02	6:11	5:48	5:57
<b>27</b>	6:17	6:14	6:07	6:03	5:53	5:50
<b>Oct 1</b>	6:21	6:06	6:12	5:56	5:59	5:42
<b>5</b>	6:26	5:59	6:16	5:48	6:04	5:34
<b>9</b>	6:31	5:52	6:21	5:41	6:09	5:26
<b>13</b>	6:36	5:45	6:26	5:34	6:14	5:19
<b>17</b>	6:41	5:38	6:32	5:27	6:20	5:12
<b>21</b>	6:46	5:32	6:37	5:20	6:25	5:05
<b>25</b>	6:51	5:26	6:42	5:14	6:31	4:58
<b>29</b>	6:56	5:20	6:47	5:08	6:37	4:52
<b>Nov.2*</b>	7:01	5:44	6:53	5:02	6:42	4:46
<b>6</b>	7:07	5:09	6:58	4:57	6:48	4:40
<b>10</b>	7:12	5:04	7:04	4:52	6:54	4:35
<b>14</b>	7:17	5:00	7:09	4:48	7:00	4:30
<b>18</b>	7:22	4:56	7:14	4:44	7:05	4:26
<b>22</b>	7:28	4:53	7:20	4:41	7:11	4:23
<b>26</b>	7:32	4:51	7:23	4:38	7:16	4:20
<b>30</b>	7:37	4:49	7:29	4:36	7:21	4:17
<b>Dec 3</b>	7:40	4:48	7:33	4:35	7:24	4:16
<b>7</b>	7:44	4:47	7:37	4:34	7:30	4:15
<b>11</b>	7:48	4:47	7:41	4:34	7:33	4:15
<b>15</b>	7:51	4:47	7:44	4:35	7:36	4:15

For a specific day see the General Wildlife Regulations:  
[novascotia.ca/just/regulations/regs/wigeneral.htm](http://novascotia.ca/just/regulations/regs/wigeneral.htm). All times listed are in Atlantic Standard Time where appropriate. You must convert to Daylight Saving Time where appropriate by adding one hour.

# Hunter reports and biological submissions

## Managing game species

Information submitted by hunters and trappers is **essential** to help determine best wildlife management practices, which supports sustainable and quality hunting and trapping into the future.

You are required to

- Complete and submit your hunter/trapper report card
- Submit biological samples

## Mandatory reporting for licence holders

MANDATORY REPORTING (a)	
SEASON	Due dates
Deer Hunting (General)	Dec 16 2023
Deer Hunting (Muzzleloader)	Dec 16 2023
Deer Hunting (Archery)	Dec 23 2023
Bear Hunting	Dec 23 2023
Bear Snaring (a)	Dec 23 2023
Small Game Hunting	March 15 2024
Furharvesting	April 15 2024
Moose Hunting	2 weeks after season closes

(a) Bear snaring report forms are available at your local NRR office

Report online: [novascotia.ca/natr/harvests](https://novascotia.ca/natr/harvests)

Report on paper: report cards are in this summary booklet

## Mandatory biological submissions

SPECIES	Part to turn in to local NRR Office
Bear	Lower jaw or full skull
Deer	Lower jaw (a)
Moose	Lower jaw
Bobcat	Whole skinned carcass
Fisher	Whole skinned carcass
Marten	Entire animal (b)
Lynx	Entire animal (b)

- (a) Mandatory for hunters who receive notice from NRR. All hunters who submit a jawbone will receive a deer hunter contributor crest
- (b) Accidentally caught animals must be released alive and reported; any dead animals must be immediately turned in to a NRR office

## VOLUNTARY REPORTING

Deer antler measurements

Mainland moose sightings

Woodcock hunting and wing survey (a)

Waterfowl hunting and wing survey (a)

- (a) Please participate when contacted by the Canadian Wildlife Service

## Submitting biological samples

Biological sample quality improves data quality and informs best management practices. **Submit your samples as soon as possible (within 3 days of harvest or fresh frozen)!** Leaving full skulls, whole skinned carcasses, or entire animals for extended periods after animals are killed promotes tissue degradation, bacteria growth and mold, and ultimately reduces data quality.

## Submission requirements

**Lower jaw:** air dry the lower jaw for two days in a cool, dry place. Once dry, wrap the lower jaw in paper (e.g., newspaper, flyers) and turn it into your local office within 3 days of harvest, or as soon as possible. Drying the lower jaw and wrapping in paper ensures that they are preserved in the best condition and prevents bacteria and mold growth.

**Full skull:** should be turned into your local office within three days of harvest, or as soon as possible to ensure the tissue is fresh when submitted. Transport in a plastic garbage bag without holes, which will then be frozen on site in the freshest and best possible condition for future processing.

**Whole skinned carcass or entire animal:** should be turned into your local office within three days of harvest, or as soon as possible to ensure the tissue is fresh when submitted. Transport in a bag or turn in as is, and carcass will then be frozen on site in the freshest and best possible condition for future processing.

**Curious about your bear or moose age?** If you submitted a moose or bear tooth or jaw, you may call your local NRR office the following year (18 months after season closes) to request the age of your harvested animal. Tooth aging is completed in the United States and the lab requires time to process samples. You must provide your Wildlife Resources Card number.

For more information about the data collected from hunters and furharvesters, please visit: [Hunter and Trapper Harvest Statistics Index | novascotia.ca](#)

## Report mainland moose sightings

Nova Scotia's native moose species has been listed as endangered since 2003. The estimated population of *Alces alces americana*, known as Mainland moose, is approximately 1,000 animals.

**You can help in the recovery by submitting any sightings of Mainland moose:** live/deceased moose, moose tracks, injured moose, moose antlers, moose scat, moose bones, or fur.

**Report online:** [novascotia.ca/natr/wildlife/sustainable/msform.asp](https://novascotia.ca/natr/wildlife/sustainable/msform.asp)

**Contact us:** [novascotia.ca/natr/staffdir/offices.asp](https://novascotia.ca/natr/staffdir/offices.asp)

**List of NRR offices:** page 97

Recovery plans for Mainland Moose, Marten, Lynx, and other Species at Risk are available online: [Species at risk - Government of Nova Scotia, Canada](#)

# Lotteries

---

## About the Antlerless Deer Draw

The antlerless deer draw occurs each year in July. Winners' names are randomly selected from all eligible entries.

If you win, you are notified by mail. You may also check your results online, using your Wildlife Resources Card and PIN:  
[wrs.novascotia.ca/DeerDraw](http://wrs.novascotia.ca/DeerDraw)

## How to enter the Antlerless Deer Draw

To enter the lottery draw, you must apply and pay a fee:

Online and mail-in application: [wrs.novascotia.ca/DeerDraw](http://wrs.novascotia.ca/DeerDraw)

Phone: 1-833-302-0750

## About the Moose Draw

The moose draw occurs each year in May. Winner names are randomly selected from all eligible entries.

If you win, you are notified by mail. You may also check your results online, using your Wildlife Resources Card and PIN:  
[wrs.novascotia.ca/MooseDraw](http://wrs.novascotia.ca/MooseDraw)

Moose hunters can designate up to four companion hunters who each must buy a Wildlife Habitat Stamp and Companion Moose Hunting Stamp to fully participate in the hunt.

## How to enter the Moose Draw

To enter the lottery draw, you must apply and pay a fee:

Online and mail-in application: [wrs.novascotia.ca/MooseDraw](http://wrs.novascotia.ca/MooseDraw)

Phone: 1-833-302-0750



## Belleisle Marsh Hunting Blind Lottery

A special draw is held for waterfowl hunting on constructed wetlands of Belleisle Marsh, Annapolis County. Hunting on constructed wetlands during the first three days of the migratory bird hunting season is permitted at registered blind sites only.

Applications for use of blind sites open on August 1:

Online: [novascotia.ca/natr/hunt/belleisle.asp](https://novascotia.ca/natr/hunt/belleisle.asp) at NRR Offices

**Application deadline:** August 31, 2023

**Draw date:** September 1, 2023

**Draw location:** NRR office in Lawrencetown

# Big game

---

## About bear hunting and snaring

### Bear hunting and bait sites

- No person who holds a Bear Hunting Licence shall take, hunt, kill, or attempt to take, hunt, or kill a female bear which is accompanied by one or more cubs.
- All bait sites for the purposes of attracting bears must be outside the distances stipulated under the Firearm and Bow Regulations for discharging a firearm or bow near a school, dwelling, or other places listed. (see *Minimum hunting setback distances*, page 12). The Bowhunters Association of Nova Scotia offers information on how to increase your skill and achieve success when bear hunting as an archer. See [www.bowhuntersns.com](http://www.bowhuntersns.com).

### Bear snaring

- Only a cable foot snare is to be used for snaring bear.
- No snares are to be set within 30 m of the boundaries of any common or public highway.
- No person shall set out bait for the purpose of attracting bears within those distances prohibited under the Firearm and Bow Regulations for discharging a weapon near a dwelling, school, playground, athletic field, or place of business (see page 13) unless that person is the owner or occupier of the dwelling, or has the permission of the owner or occupier or is authorized in writing by a Conservation Officer for the purpose of trapping nuisance wildlife.
- No person shall at any time discharge a weapon within 804 m of a school. see *Minimum hunting setback distances*, page 12.
- Non-residents are not allowed to snare bear in Nova Scotia.
- Only a Nova Scotia resident with a valid furharvester certification (FQ or FT) may purchase a Bear Snaring Licence (sold at NRR offices only).

- When the holder of a Bear Snaring Licence has notified NRR in writing that they are snaring in partnership with another licenced bear snarer, that person may tend snares set by the partner and must carry the licence of the partner and must complete the tagging requirements when an animal has been captured.

## Transporting bear

- The licence holder shall ensure that the detached Bear Hunting Tag or Bear Snaring Tag remains with the bear carcass until it is prepared for consumption. The licence holder may keep the tag on their person provided they stay with the carcass while it is being transported.
- During the Open Season for bear, no person shall be in possession of, or transport, a bear carcass killed by another person unless:
  - the carcass has attached to it, the tag of the Bear Hunting Licence or Bear Snaring Licence issued to the person who killed the bear.
  - or, you are snaring bear in partnership with another licenced bear snarer.

## Bear gallbladder seal

Black bear gallbladders must be sealed with a permanently attached locking seal prior to sale or export. This seal can be purchased at any NRR office. The gallbladder must be presented in order to be sealed.

**Note:** Hunters are encouraged to phone their local NRR office prior to submitting a bear gallbladder to ensure that appropriate staff will be available.

### **Safety alert!**

Thoroughly cook wildlife meat before it is consumed by humans or pets – 75°C/170°F.

## About deer hunting

**Antlered:** An antlered deer may be taken during an open season in any zone with a general or archery/muzzleloader licence.

**Antlerless:** The hunting of antlerless deer is restricted:

- Hunters with a valid antlerless deer hunting stamp affixed to their deer hunting licence may take an antlerless deer during an open season in the management zone indicated on their antlerless stamp.
- Some deer management zones may open for one deer of either sex, antlered or antlerless. See Antlerless Deer Stamps available by zone on page 27 and Deer Management Zones on page 30.

## Deer hunting by zone

**Zones open for harvest of either sex (antlered or antlerless):**

Deer management zones 101, 102, 105, 107, and 109.

In these zones, you are not required to have an Antlerless Deer Hunting Stamp. You must, however, have a Wildlife Habitat Stamp and a valid Deer Hunting Stamp.

A Bonus Deer Hunting Stamp, when available, authorizes the holder to take an additional deer from within the zone specified on the stamp. The Bonus Deer Hunting Stamp is independent of the General Deer Hunting Stamp and the Archery and Muzzleloader Deer Hunting Stamp.

The order in which these stamps are used does not matter. Bonus Deer Hunting Stamps are not available this year.

## Antlerless deer hunting

The number of Antlerless Deer Hunting Stamps available each fall is determined by considering up-to-date information on herd condition, age/sex structure, and deer abundance. Antlerless Deer Hunting Stamps are allocated annually through an application/lottery system that occurs in July.

## Antlerless deer stamps available for 2023

Zone	Stamps
101	either sex
102	either sex
103	2,200
104	425
105	either sex
106	900
107	either sex
108	850
109	either sex
110	850
111	100
112	100

### Validate an antlerless deer hunting stamp

Holders of an Antlerless Deer Hunting Stamp must do 3 things:

- Buy a Wildlife Habitat Stamp
- Buy a Resident Deer Hunting Stamp – either General or Archery and Muzzleloader
- Affix both the Antlerless Deer Hunting and Resident Deer Hunting Stamps in the designated areas of your Licence Card

Holders of an Antlerless Deer Hunting Stamp, attached to a Deer Hunting licence, may hunt antlerless deer within the Deer Management Zone specified directly on the Antlerless Deer Hunting Stamp. An Antlerless Deer Hunting Stamp does not increase your bag limit. It allows you the opportunity to harvest either an antlerless deer or antlered deer under the Deer Hunting licence you hold.

## After a successful harvest

### When you harvest a deer

To comply with the Wildlife Act and Regulations, follow these 5 steps for each deer harvested:

- **Cut out** the appropriate Deer Hunting Tag from Licence Card 2 as soon as you kill a deer – the detached tag must remain with the deer.
- **Record** the month and day of kill by cutting out the appropriate triangles along outside edge of Licence Card – use the left side for Deer Hunting (General) and the right side for Deer Hunting (Archery and Muzzleloader).
- **Keep** the antlered head attached to at least one front quarter of the deer until you have reported your harvest and processed the deer for storage or consumption.
- **Keep** the detached TAG with the animal but not necessarily on it:
  - If you remain with the deer carcass, keep the TAG on your person until you have taken it home or to a meat cutter for processing.
  - If you are not with the carcass, the TAG must be attached to the carcass until prepared for consumption.
- **Submit** your Deer Hunting Report within 24 hours of killing the deer or within 24 hours after leaving a camp used to hunt the deer. You can report your harvest online or at a deer registration station.

Your Antlerless Deer Hunting Stamp and Deer Hunting Stamp under which you harvested the deer are now used. Your detached tag becomes a transport permit. Your notched licence card becomes a meat storage permit.

# Deer antler measurements

## Submit antler measurements and lower jawbone

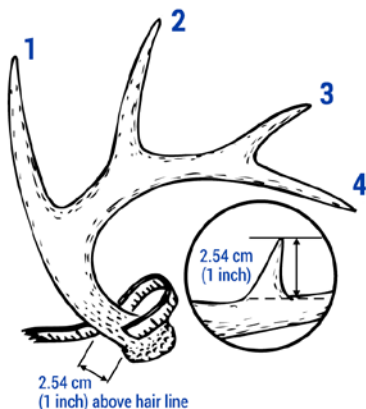
You can help monitor the condition of the herd – and receive a deer crest. We collect information on buck antler size and circumference and correlate this to the deer age, which we determine from the incisor teeth on the lower jawbone. With these data points, we get a good picture of herd health:

- the circumference of the antler beam
- the number of antler points
- the lower jawbone

## Record the circumference of the antler beam

Measure the distance around each antler beam just above the hair line – about 2.54 cm (1 inch). Record the circumference in centimetres in the space provided. If you don't have a soft tape to measure around the antler base, wrap a string or shoelace around the antler and then measure the length of string.

**Circumference:** Right antler: \_\_\_\_\_ cm    Left antler: \_\_\_\_\_ cm



## Count the antler points

Count the number of points on each antler that are at least 2.54 cm (1 inch) long. Record this measurement in the space provided below.

## Number of antler points

Right antler: \_\_\_\_\_

Left antler: \_\_\_\_\_

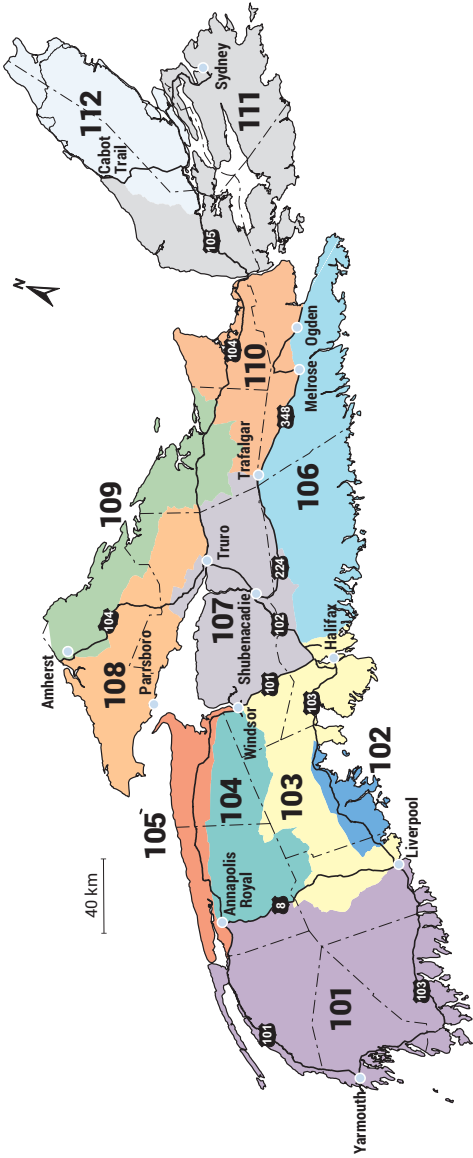
## Remove the lower jawbone

- Remove the lower jawbone of your buck or doe.
- Remove all meat and air dry for two days. Please do not package in plastic.

## Deer Management Zones

See zone descriptions online:

<https://wrs.novascotia.ca/DeerDraw/ddzones.asp>





## **Submit both the antler information and jawbone**

Submit at your local NRR office to receive a crest!

Hunters may voluntarily submit deer jawbones. You get a deer crest to acknowledge your help with deer herd management.

Each year, we select a random sample of hunters to submit jawbones from any deer they harvest. If you are contacted, it is mandatory to provide jawbones to NRR. All hunters who submit a jawbone receive this year's deer crest.

## **Keep your Deer Hunting Tag and Licence Card safe**

**Transport permit:** Your detached Deer Hunting Tag becomes a legal transport permit for the deer carcass and must remain with the carcass until it is prepared for consumption.

**Permit to keep meat:** Your Deer Hunting Licence becomes your permit to keep the meat of your deer until April 30 after you have entered the deer registration information in the appropriate spaces of your Licence Card.

**Export permit:** Your Deer Hunting Licence and Deer Hunting Tag together constitute a legal export permit for your deer.

**Duty to record your confirmation number on your tag:** Before you process a deer carcass for consumption, make sure that the deer reporting confirmation number is recorded on the deer hunting tag. This confirms that you submitted your deer hunting report for that licence in accordance with the Deer Hunting Regulations.

# Receive a deer crest!

Successful deer hunters can receive an embroidered crest if they submit the following information to a local NRR office (excludes NRR Halifax):



- antler measurements, if applicable (see page 29)
- lower jawbone
- county and deer management zone of kill

Offer is only valid until the end of the current year.

The incisors on the jawbone are used to determine deer age. Aging a sample of deer jawbones each year provides valuable information when making recommendations for seasons and bag limits and is especially important to monitor the effects of the deer hunting regulations. Your cooperation and involvement are appreciated.



**Skunked?** Skunked deer crests are available each year through affiliate clubs of the Nova Scotia Federation of Anglers and Hunters (NSFAH).

**\$6.00 per crest.** No jawbone required. No deadline to apply. To order a Skunked Deer Crest, contact one of the affiliate clubs of NSFAH. Visit [NSFAH.com](http://NSFAH.com) for membership information and a list of affiliate clubs.

Nova Scotia Federation of Anglers and Hunters is a non-profit organization of hunters, anglers, and outdoors people dedicated to conservation and the wise use of our natural resources.

Please join one of our affiliate clubs listed on [NSFAH.com](http://NSFAH.com) to have your voice heard. Visit us at [NSFAH.com](http://NSFAH.com), follow us on facebook or contact [nsfahsecretary@gmail.com](mailto:nsfahsecretary@gmail.com) for more information.

## Deer registration stations

Changes to this list will be posted online: [novascotia.ca/natr/hunt](http://novascotia.ca/natr/hunt)

### Annapolis

---

Gates Landing Irving • Middleton • 902-825-0507

Lequille Country Store • Lequille • 902-532-5362

Needs Esso Convenience • Nictaux • 902-825-2225

Springfield Grocery Mart • Springfield • 902-547-2929

### Antigonish

---

MacEachern's Ultramar • Saltsprings • 902-863-5677

### Cape Breton

---

Church's Supermarket and Esso • Marion Bridge • 902-727-2364

Mullin Brother's • Shell • Albert Bridge • 902-562-1070

### Colchester

---

Bev's Country Diner • Upper Stewiacke • 902-671-2326

East End Mini Mart • Truro • 902-893-7544

### Cumberland East

---

D and J Home Hardware • Springhill • 902-597-3202

Langille's Esso Service Station • Pugwash • 902-243-2114

Lower Main Market • Oxford • 902-447-3490

### Cumberland West

---

Advocate Harbour Rite Stop • Advocate • 902-392-2292

Davis General Store • Lower Five Islands • 902-254-2641

## Digby

---

Long Island Trading Post • Tiverton • 902-839-2399

## Guysborough

---

Cook's Gas Bar and Robins • Guysborough • 902-533-2993

Hanham's Gas and Convenience • Half Island Cove • 902-358-2675

Whitney's Corner Store • Port Bickerton • 902-364-2017

## Halifax East

---

Gizmo's Variety • Moser River • 902-347-2002

Parker's Esso • Middle Musquodoboit • 902-384-2844

## Halifax West

---

Hammond's Plains Irving • Hammond's Plains • 902-835-5200

Mishoo's Variety • Ketch Harbour • 902-868-3000

## Hants East

---

Frieze and Roy General Store • Maitland • 902-261-2860

Hnatiuk's Taxidermy • Lantz • 902-883-8890

## Hants West

---

Kennetcook Home Hardware • Kennetcook • 902-362-2424

Lakeside Variety Store Ltd. • Lower Vaughn's • 902-798-3340

Rawdon Country Store • Mount Uniacke • 902-632-2551

## Inverness

---

Timmon's Store • Pleasant Bay • 902-224-2174

## Kings

---

**Borden's In The Woods** • East Dalhousie • 902-547-2741

**Degraff's Kwik Way** • Canning • 902-582-2099

**Kerrigan Weihers Trucking** • Aylesford • 902-847-9107

## Lunenburg

---

**Midway Supply Store** • Blockhouse • 902-624-8620

**Newcombville Irving** • Newcombville • 902-543-2816

**Riverview Meat Market** • Chester Basin • 902-275-5401

**Robar's Gas and Convenience** (formerly Oickle's Auto Services)  
New Germany • 902-644-3450

**Woodwise Outfitters** • Oakhill • 902-543-7221

## Pictou

---

**Dean Sharpe's Service Station** • Blue Acres • 902-752-9918

**Johns Country Canteen** • Central West River • 902-925-2151

**Leetik Service Center** (Esso) • River John • 902-351-2515

**Millside General** • Pictou • 902-485-4454

## Queens

---

**Greenfield General Store** • Greenfield • 902-685-2026

**MacPherson's Liverpool** • Liverpool • 902-354-5054

**Mary Lake Home Hardware** • Caledonia • 902-682-2334

**Seascape Restaurant** • Port Mouton • 902-683-2626

## Richmond

---

**Jeantie's Minimart** • Arichat • 902-226-2186

**Cotie Convenience** • Lower L'ardoise • 902-587-2190

## Shelburne

---

Lyle's Grocery Ltd. • Shelburne • 902-875-3186

Riverside Convenience • Clyde River • 902-637-2253

## Victoria

---

S.J. MacRae & Son Ltd. • Baddeck • 902-295-2370

Wreck Cove General Store • Wreck Cove • 902-929-2900

## Yarmouth

---

Arcadia Convenience Store • Arcadia • 902-742-5893

Carl's Grocery • Tusket • 902-648-2212

Carleton Country Outfitters • Carleton • 902-761-3000

Shore Grocery • Port Maitland • 902-649-2210

## Permit to keep deer meat

To keep the deer meat you hunted, you must do 3 things:

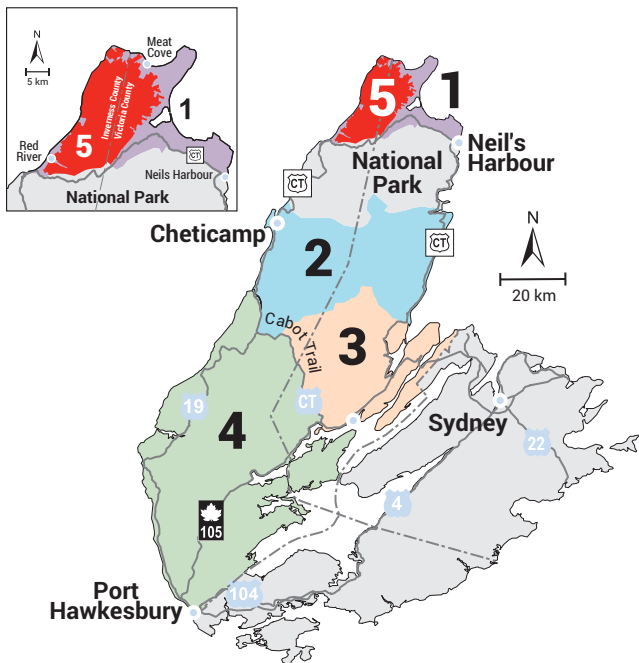
- Retain your Deer Hunting licence
- Submit your Deer Hunting Report – online or at a deer registration station
- Record your deer report confirmation # (or seal) in the designated location of Deer Hunting Licence

This serves as a valid permit for storing/keeping the meat until April 30.

Store meat after April 30: You must get a Meat Storage Permit from NRR. There is no cost.

Transfer up to 15 pounds of meat: When you legally harvest a deer, you may transfer up to 15 pounds of meat to another household. This other household may keep the meat without a Meat Storage Permit until July 31 of the year following the kill. After July 31, they must get a Meat Storage Permit – no fee.

## About moose hunting



Moose hunting in Nova Scotia is restricted to Inverness and Victoria counties of Cape Breton Island and administered by the Moose Management Zone. The moose in Cape Breton are *Alces alces andersoni*, a species introduced from Alberta in the 1940s. Through careful management, this hunt opens each year to a limited number of hunters.

Licences are allocated through a lottery/draw process. Applications are accepted each spring both online and by phone. There is a charge to apply.

For information about eligibility requirements and how to apply:  
[novascotia.ca/natr/draws/moosedraw/](https://novascotia.ca/natr/draws/moosedraw/)

Season dates: see *2023 Moose bag limits and open seasons*, page 10.

## Duty to submit a moose report

Everyone who holds a Moose Hunting licence is required by law to report on your moose hunt. You must report even if you didn't harvest a moose. You must report even if you did not hunt.

The deadline for submitting your report is within 2 weeks of the close of the season in which you were authorized to hunt.

**Submit Hunter Report Card online:** [novascotia.ca/natr/harvests/](https://novascotia.ca/natr/harvests/)

If you successfully harvest a bull moose, you must submit the antler measurements as part of your Hunter Report Card. Submit this information online or contact NRR.

We use antler measurement information to monitor range condition. Antler size is primarily a result of genetics, the quantity and quality of food, and the age of an individual animal. By collecting antler measurements and point counts of many moose, it is possible to monitor range condition.

## Companion hunters

While hunting, designated companion hunters must be always within hailing distance of the moose licence holder. "Hailing distance" means a distance that permits effective and clear 2-way communication and is not farther than 2 km (radio communication may be used). Companion hunters who are 16–18 years of age must be under the immediate supervision of a person over the age of 18 who is certified to hunt big game in Nova Scotia.



## Special rules in Zone 5

(Polletts Cove-Aspy Fault Wilderness Area)

- This is a non-motorized hunt only.
- Vehicle use is not permitted in the wilderness area.
- Terrain is rugged. Conditions may be extreme. It is important to have a good knowledge of Zone 5 geography and access limitations.
- The hunter is responsible for packing in all the gear that will be needed for the hunt and for packing out the moose, if successful.

Season 7 hunters should also consider the following: moose calling season is over; mature bulls may have shed their antlers; few services are available during winter; travel and hunting conditions in northern Cape Breton can be challenging.

## Permit to transport moose meat

Your moose hunting licence – and the 4 tags you were sent with your moose licence – serve as a permit to transport a moose from where it was legally killed to your home or licenced meat cutting facility. Attach one tag to each quarter of the moose immediately after it has been killed and before it is transported. If the moose is de-boned, attach the tags to four large pieces of meat.

## Permit to keep moose meat

Your Moose Hunting licence serves as a valid storage permit. The licence authorizes you to possess meat from the carcass until July 31 of the next year. After July 31, you must get a Meat Storage Permit at your local NRR office. There is no cost.

Each Companion Moose Hunting licence serves as a valid storage permit for any amount of moose meat from the carcass under the licence until July 31 of the next year. In accordance with the Wildlife Act, after July 31 of the next year they must get a Meat Storage Permit.

**Transfer up to 15 pounds without a permit:** When you legally harvest a moose, you may transfer up to 15 lbs to another household. This other household may keep the meat without a Meat Storage Permit until July 31 of the year following the kill. After July 31, they must get a Meat Storage Permit. There is no maximum number of transfers allowed.

**Transfer more than 15 pounds with a permit:** To transfer more than 15 pounds of moose meat to another household:

- the licence holder or companion licensee must provide NRR with the name and address of the person or persons who are to receive the moose meat and the number of pounds to be transferred to each person
- the person who is to receive the moose meat must get a Meat Storage Permit from NRR – no fee

### **Accepting more than 15 pounds from a Mi'kmaq harvest:**

The requirements to accept 15 pounds or more of moose meat from a Mi'kmaq harvester are:

- both the Mi'kmaq person and the recipient of the meat must appear at a NRR office with proper identification
- the recipient must get a Meat Storage Permit from NRR – no fee

**Annual limits:** Permits for moose meat are restricted to 100 pounds per person or household per calendar year.

# Small game

---

## About small game hunting

### Small game includes

- Snowshoe hare
- Upland game birds: Ring-necked pheasant (male); ruffed grouse (partridge)
- Migratory game birds as highlighted in the Canada Migratory Birds Convention Act and associated regulations including woodcock, snipe, geese, and ducks.

### Small game hunting method

- Refer to the small game hunting methods summary table (see page 15) for list of legal weapons.
- It is illegal to use any snare, net or trap to hunt, take or kill a game bird.
- It is illegal to use a firearm loaded with a single projectile (bullet or rifled slug) to kill or take game birds.
- It is illegal to possess a shotgun that has a capacity of more than three shells at any time in the magazine and chamber combined to hunt migratory game birds.

### Snowshoe Hare hunting and snaring

- A Small Game Hunting Licence is not required by a resident to hunt snowshoe hare. However, a wildlife habitat conservation stamp is still required.
- There is no bag limit for snowshoe hare.
- A person of any age may snare snowshoe hare. It is only legal to snare snowshoe hare made of wire commonly known as rabbit wire, not lighter than 20 gauge.
- From November 1 to November 15 inclusive it is illegal to hunt snowshoe hare with a dog.
- It is illegal to use a body gripping trap or leg-hold trap to hunt snowshoe hare.

Hunting of Spruce Partridge  
*Falcipennis canadensis*  
and Hungarian Partridge *Perdix perdix*  
is prohibited in Nova Scotia.

## Retrieving small game

Anyone person who legally kills or injures small game must immediately make every reasonable effort to retrieve the animal; and if the retrieved animal is still alive, immediately kill it and include it in their daily bag limit.

## Transporting game birds

You must leave at least one fully feathered wing and the tail attached on ring-necked pheasants. This does not apply to legally tagged pheasants taken from a licensed pheasant shooting preserve.

Under federal regulations, one fully feathered wing or fully feathered head must be attached on migratory game birds until preserved. The fully feathered wing or fully feathered head can be removed when the bird is preserved (e.g. frozen, made into sausage, cooked, dried, canned or smoked).

## Small game meat storage permit

The Small Game Hunting Licence serves as a valid storage permit to the license holder to store the meat of small game until April 30 of the year following. After April 30, you must obtain a Storage Permit from your local NRR office.

## Migratory bird hunting

### To hunt migratory birds in Nova Scotia, you must obtain

- NS Small Game Hunting License
- NS Wildlife Habitat Conservation Stamp
- Federal Migratory Game Bird Hunting Permit
- Federal Habitat Conservation Stamp

The federal permit can be obtained online at [permis-permits.ec.gc.ca/](https://permis-permits.ec.gc.ca/) or at your local post office.

The summary of federal regulations can be obtained at your local post office or online at [www.canada.ca/en/environment-climate-change/services/migratory-game-bird-hunting.html](https://www.canada.ca/en/environment-climate-change/services/migratory-game-bird-hunting.html)

### Reporting a banded game bird



Reporting bands on harvested game birds helps scientists better understand, monitor, and conserve migratory game bird populations by providing information on the distribution and movement of species.

If you harvest a marked bird, please report the band online at [reportband.gov](https://reportband.gov) or call toll-free at 1-800-327-BAND (2263) to leave a message.

# Furbearing

---

## About furharvester licencing

### Who needs a licence

You need a Furharvester licence to

- trap, snare, hunt, shoot, or possess any wild furbearer including the following: beaver, otter, muskrat, mink, raccoon, bobcat, fox, fisher, weasel
- legally possess most traps and snares in wildlife habitat, EXCEPT rabbit snares, cage traps for nuisance wildlife, or traps to catch mice or rats

### Who is eligible

You are eligible for a furharvester licence if you meet 3 conditions:

- You are a Nova Scotia resident.
- You are 16 or older.
- You have a Wildlife Resources Card with FQ or FT certification.

#### How to maintain your FQ certification:

You must buy at least one Furharvester Stamp every four years. Otherwise, you will need to take the Furharvester Education Course again before another licence can be issued.

**Under 19:** You may register as an apprentice with a person 19 years of age or older who holds a valid Furharvester licence. As an apprentice,

- You can take furbearers – as part of your supervisor's quota or bag limit.
- You must possess a valid Wildlife Habitat Stamp – you must enter the Wildlife Resources Card number of the supervising Furharvester licence holder in the space provided in the Furharvester Stamp block of the base licence.
- You must be under the immediate supervision of the person holding the Furharvester licence at all times while trapping – within sight of each other.

**Ages 16, 17, and 18:** You may also buy your own Furharvester licence.

**Under 16:** You may register as an apprentice only.

## Where to get one

Buy a Furharvester licence from any local NRR office.

## Give notice of trapper partnerships

To legally set and tend traps marked with a partner's Trap Identification Number (TIN):

- notify NRR in writing that you are trapping in partnership with one or more licenced furharvesters
- identify all partners in the notice – each partner must have valid Furharvester licence

## Give notice when you take on an apprentice

To legally enable an apprentice to set and tend your traps with you:

- notify NRR in writing that you are taking on an apprentice under your Furharvester licence
- report animals harvested by your apprentice on your report form – these become part of your bag limits

## Furbearers

November 1 to March 31 (for specific seasons and bag limits of each species see page 8).

### **Stamps required to trap, shoot, or possess harvestable furbearers:**

- Wildlife Habitat Stamp – base licence
- Furharvester Stamp

**Harvestable furbearers:** beaver, otter, mink, muskrat, fisher, raccoon, fox, bobcat, weasel

**Completely protected furbearers:** marten, lynx, cougar

**Hunted as Other Harvestable Wildlife:** coyote, red squirrel, skunk

## Coyote, Red Squirrel, and Skunk nuisance wildlife

These animals are classed as “other harvestable wildlife.” You may legally possess their pelts throughout the year without a permit, **but** you need a permit to export the pelt or other parts from the province.

You must have either a Furharvester licence or a Nuisance Wildlife permit to trap or snare coyote, red squirrel, and skunk.

You may use a box trap without a permit when dealing with nuisance wildlife – this is a live catch.

You may not poison an animal under Wildlife Act, except rats.  
You need a permit to use chemicals for starlings and pigeons.

## Raccoon hunting

**Training of raccoon dogs at night:** July 1 to March 31

**Killing of raccoons:** not permitted until October 15

**Training with a light of up to 4.5 volts:** no permit required

**Training with a light greater than 4.5 volt:**

Raccoon Dog Night Training/Hunting Permit required

The permit holder must hold a Nova Scotia Wildlife Resources Card with FQ or FT certification. Consent of the private property owner. The consent of the owner or occupier of privately owned lands must be obtained when training raccoon dogs at night.

## Night hunting of raccoons

October 15 to March 31. **Bag limit:** No limit.

Requires

- a Raccoon Dog Night Training/Hunting Permit
- both a Wildlife Habitat Stamp and a Furharvester Stamp
- the consent of the owner or occupier, if hunting on privately owned lands

## Lynx, Marten, and Fisher

Closed season.

Accidentally caught animals must be either released OR reported and immediately turned in to a NRR office, EXCEPT one fisher may be kept if taken accidentally in a trap lawfully set for another species.

Fisher carcasses must be turned in and pelts stamped at a NRR office.

See *Furbearer specimens to be turned in*, page 20.

See *Accidental Harvest Form*, page 55.

## Snowshoe Hare

Not defined as a furbearer – it is illegal to use a body-gripping or leghold trap to take snowshoe hare, locally known as rabbit in some areas.



# Furharvester reports

## Duty to report by April 15

At the end of the furharvester season, you must submit both your Furharvester Report Form and your pink receipt slips received from the fur buyer. You must report by April 15.

**Submit your report online:** [novascotia.ca/natr/harvests](http://novascotia.ca/natr/harvests)

We encourage you to submit your Furharvester Report online. When you report online, you do not need to send us your pink furbuyer slips or the paper copy of your harvest report.

## About the report form

A report form is handed out with a Furharvester licence. A copy is also included in the front of the summary booklet. Accurate reporting helps us determine the population levels of harvested species:

**Report the total number of furbearers of each species taken under authority of the licence:**

- Include all furbearers harvested by county (including animals turned in to NRR)
- Record the total number of furbearers retained in your possession after April 15 in the 'Kept' column of the Report. No other permit is required to retain furs. *See Possession and export of pelts, page 53–54.*

**Report accidental captures:** Record the total number of furbearers turned in to NRR in the column labelled "Turned in" – animals accidentally captured in excess of your bag limit or for which there is no open season.

**Report trapping effort:** We ask trappers to provide information on the number of traps set and the number of nights trapped to gain a measure of trapping effort for each species.

**Report fur taken by an apprentice trapper:** "Apprentice" refers to persons under 19 who is covered under a Furharvester licence that has been bought by a person 19 years of age or older. All fur taken by an apprentice trapper must be included on the licensee's harvest report and is part of the bag limit of the licensee.

## Avoid duplication when in a furharvester partnership

While many licenced furharvesters trap together, some partners also sell or ship their fur as a single unit. Avoid duplication when you sell, ship, or declare your fur in partnership with others. Report such combinations to a local NRR office. Collaborate with your partners so that each fur is counted only once.

## Traps and snares

No killing snares shall be set for any furbearer except during the period November 25 through the last day in February in the year following, both dates inclusive, unless the snare is set underwater or is a squirrel snare made of 20 gauge or smaller copper, brass, or stainless steel wire.

### Duty to mark your traps and snares with your number

You must clearly and permanently mark your Wildlife Resources Card number on traps and snares for furbearing animals, **except** traps or snares set for red squirrels or fur-bearing animals that are trapped as nuisance wildlife in accordance with the General Wildlife Regulations made under the Wildlife Act.

Acceptable means of marking traps and snares:

- permanently stamp your number into some part of the trap or snare
- securely attach a permanently marked tag to the trap or snare

Acceptable numbers for marking traps and snares:

- your Wildlife Resources Card number
- your old Furharvester Code number from 2005 or earlier, after you notify your local NRR office of your intention to do so

Consult your local NRR office for more advice on the appropriate marking of traps and snares.

### **Limits on body-gripping traps**

No body-gripping traps having a jaw spread greater than 12 cm / 4.7 inches (e.g. conibear 160, 220, 330) can be set for any furbearer except:

- in or over water
- 1.5 m / 5 feet above the ground
- in a dog-proof enclosure (see *Glossary*, page 90)

### **Acceptable trapping devices**

No person while in a wildlife habitat shall possess or use a trapping device or set a trap unless it is one of the following:

- a box trap
- a body-gripping trap that kills quickly
- a submarine trap
- a non-powered neck or body killing snare
- a cable restraint
- a steel-jawed trap with jaw spread of less than 19 cm / 7.5 inches
- an egg trap or other type of foot-encapsulating trap

### **Duty to check live traps daily**

If you set cable restraints or traps designed to catch animals alive, you must examine each trap or snare at least once every day.

## Restrictions on traps and snares

**Prohibited features:** Traps equipped with a spearing device, teeth, serrations, or hooks are prohibited.

### Restrictions on spring poles and running poles:

No person shall set spring poles or running poles unless they are equipped with a killing trap or killing snare.

**Restrictions on suspended killing snares:** No person shall set a suspended killing snare for the purpose of taking a furbearing animal, except squirrels, unless the snare has a locking mechanism which prevents the snare from expanding or the snare is set entirely underwater.

**Approved foot hold traps:** No person shall set a leg or foot-hold trap to take a fur-bearing animal unless:

- a) the trap is set for beaver, otter, mink, or muskrat and is attached to a device that is designed to submerge the animal and prevent it from resurfacing;
- b) the trap is set for muskrat or mink and is sufficiently heavy to submerge the mink or muskrat and prevent the animal from resurfacing;
- c) the trap is set for weasel, red squirrel, or mink and is set in such a manner as to kill the animal immediately upon springing the trap;
- d) the trap is set for a raccoon and has jaws which are padded with rubber compound specifically designed to reduce injury to the animal or is a foot encapsulating trap;
- e) the trap is set for fox; or
- f) the trap is set for bobcat or coyote and has been modified to improve humaneness by such means as laminating the jaws, off-setting the jaws, padding the jaws, using a trap that incorporates a cable restraint, or other similarly effective means of improving humaneness.

### Restrictions of use of bait

When setting a snare for coyote, fox, or bobcat within 50 metres of a bait, the bait must be camouflaged or concealed in a manner sufficient to render the bait undetectable from the air.

**Restrictions in March for squirrels and weasels:** During the month of March, a trap or snare set or maintained for squirrels or weasels must be either a snare of 20 gauge or smaller wire, or a rat trap, or a box trap.

**Restrictions in March for mink:** During the month of March, a trap set or maintained for mink must be either a box trap or submerged at least 50 per cent in water.

## Restriction on use of lights

Licensed furharvesters may use lights of up to 12 volts while they are checking traps or dispatching trapped animals at night.

### **Raccoon Dog Night Training/Hunting Permit:**

See *Raccoon hunting*, page 46.

## Report accidental catches

If you accidentally trap a furbearer – in excess of the bag limit, or out of season, or for which there is no season – and could **not** release it, you must do 2 things:

- report it immediately to a local NRR office or by calling **1-800-565-2224**
- complete an Accidental Harvest form before you remove the animal from the trap site – form available in this booklet

## Get permission before setting traps

Before setting or placing a trap within 274 metres (300 yards) of a dwelling, school, playground, athletic field, or place of business, you must either

- be the owner or occupier
- have the permission of the owner or occupier
- be authorized in writing by a conservation officer for the purpose of trapping nuisance wildlife

Exceptions to the setback distance:

- a box trap is allowed, such as to live catch nuisance animal
- a snare set completely under ice is allowed
- a rat trap equipped with a hood or other device to prevent animals larger than a weasel from activating the trigger is allowed

- a submarine trap is allowed, such as for muskrat
- live trapping devices like cable restraints and padded leghold traps may be placed within 274 m of a dwelling with permission from the owner of the land where the trap is set BUT must be at least 182 m from any other dwelling, playground, golf course, school, or public building

**Posted prohibition:** Do not place traps or snares on privately owned forest land if the owner or occupier has posted a written notice prohibiting trapping or snaring, EXCEPT snares set for snowshoe hare.

## Furharvesting regulations

**Habitations protected:** It is illegal to damage, disturb, or destroy the den or usual place of habitation of a furbearer or a beaver dam.

**Poisons prohibited:** Do NOT take any furbearing animal by means of poison. Do NOT deposit or set out poison in any place frequented by furbearing animals.

**Traps required:** Do NOT kill or take any muskrat, beaver, mink, or otter by means of any weapon unless the animal is restrained by a trap.

**Buying pelts for resale:** Only licenced furbuyers can legally deal in or buy furbearer pelts for the purpose of resale. Furbuyers must provide an official receipt for all fur they buy. For bobcat and fisher, the dried pelt must be stamped by NRR before it can be legally sold to a furbuyer. See *Furbearer specimens to be turned in*, page 54.

**Hunter orange required:** Furharvesters and those accompanying them must wear a cap or hat **and** a shirt, vest, or coat of hunter orange or camouflage orange that is plainly visible from all sides, EXCEPT

- when they possess only a .22 calibre rimfire rifle or smaller **and** are not on forested land
- after the close of the general open season for hunting deer

**Permit required to keep live furbearing animals:** You need a permit to keep live furbearing animals for sale, barter, exchange, preservation, consumption, or propagation. This includes furbearers bred in captivity. Some exceptions are set out in the Fur Industry Act.

## Approved traps

Certain trap types must meet the requirements of the Agreement on International Humane Trapping Standards (AIHTS). Approved traps are updated periodically.

Check online for an up-to-date list: [fur.ca/certified-traps/](http://fur.ca/certified-traps/)

## Possession and export of pelts

### When is it legal to possess pelts?

That depends on the species.

With a valid Furharvester licence, you can legally possess

- pelts of beaver, otter, mink, muskrat, weasel, fisher, and bobcat: November 1 to April 15
- pelts of fox and raccoon: October 15 to April 15
- pelts of coyote, skunk, and squirrel: year-round
- pelts, carcasses, or parts registered as “kept” in your Furharvester Report
- pelts of any legally taken raw furs accounted for in your furbuyer book: year-round

### Declare your furs by April 15

Submit your Furharvester Report by April 15, online or to a local NRR office.

You must declare your furs by the end of the possession period (April 15) to avoid prosecution under the Wildlife Act and regulations. If you wish to retain legally taken raw pelts, carcasses, or parts thereof beyond this date, you must register these in the appropriate “kept” column of your Furharvester Report.

### Shipping furs out of province

An export permit is required from NRR if you wish to ship your furs directly out of the province. It is not required if the furs are sold or consigned to a licenced furbuyer in the province.

### Shipping non furbearing wildlife out of province

The following may serve as your export permit for the game legally taken under that licence:

- Your Resident or Non-Resident Deer Hunting licence/tag (upon proof of registration)
- Your Resident or Non-Resident Bear Hunting licence
- Your Resident or Non-Resident Small Game Hunting licence

## **Furbearer specimens to be turned in**

### **Bobcat and fisher are mandatory in 2023.**

You must

- turn in the whole skinned carcasses of bobcat and fisher to your local NRR office
- exhibit the corresponding pelts for stamping
- declare your Wildlife Resources Card number, date of capture, location of capture, and method of kill

or

- obtain a Round Permit to sell unskinned carcasses by first exhibiting them at the local NRR office and submitting the required information

Someone else may bring in the carcass and pelt for you if they can supply the above information.

To sell a bobcat or fisher in the round, you must first exhibit the furbearer at the local NRR office, supply the required information, and obtain a Round Permit.

### **Shipping bear or bear parts out of Canada**

To export bears or bear parts out of Canada, you may also need a CITES Export Permit. See [Trade in protected species permits: applications forms](#) at [Canada.ca](#).





# Accidental Harvest Form 2023

Wildlife Resources Card number

\_\_\_\_ / \_\_\_\_ / \_\_\_\_ Email \_\_\_\_\_ Date \_\_\_\_\_

Species	Location	Time of day	Date	Signature	Received by (NRR staff)

# Conservation officer service and general regulations

## Report a poacher

Help protect your natural resources by reporting wildlife crime:  
[novascotia.ca/natr/enforcement/reportapoacher.asp](http://novascotia.ca/natr/enforcement/reportapoacher.asp)

1-800-565-2224

Angling and hunting regulations are designed to protect you as well as your fish and wildlife resources. A person who breaks these laws is a thief, stealing your resource. Poaching and other fish and wildlife offences concern the whole community. If you know of someone breaking fish or wildlife laws, report what you know. Often information that seems unimportant can be of the greatest value.

Help us protect your resource.



## Nova Scotia's Conservation Officer Service

### Our Vision

The responsible use of fish, wildlife, natural environments and other resources for today and the future

### Our Mission

To conserve, protect and promote our fish, wildlife, natural environments and other resources through safety, education and law enforcement

Call 1-800-565-2224 to report illegal activity  
[novascotia.ca/nse/conservation-enforcement](http://novascotia.ca/nse/conservation-enforcement)

NOVA SCOTIA

## Automatic forfeiture of seized items

If you are convicted under any of the following sections, all items seized are automatically forfeited:

### Wildlife Act

<b>Section 26</b>	Hunting or fishing without valid licence or permit.
<b>Section 31(2)</b>	Obtaining or applying for licence or permit after conviction.
<b>Section 32(2)</b>	Hunting while disqualified because of a hunting accident. Section 39(2) Hunting wildlife during a closed season.
<b>Section 39(2)</b>	Exceeding seasonal bag limit prescribed for wildlife. Section 50(1) Hunting, taking or killing protected wildlife.
<b>Section 68</b>	Hunting wildlife by means of, or with assistance of, a light or flambeau.
<b>Section 69(1)</b>	Shining a light of more than 4 1/2 volts at night on wildlife habitat not owned by that person.
<b>Section 73(2)</b>	Hunting wildlife during hours other than those permitted by regulations.
<b>Section 73(2)</b>	Discharging a firearm, crossbow or bow during hours other than those permitted by regulations.
<b>Section 78(3)</b>	Hunting in an area designated as "no hunting" by the Minister of Natural Resources and Renewables.
<b>Section 79</b>	Possessing firearm, crossbow or bow in wildlife habitat contrary to Act or regulations.
<b>Section 80(4)</b>	Transporting or possessing uncased firearm, crossbow or bow in wildlife habitat at night during open season.
<b>Section 81</b>	Using or possessing prohibited weapon or ammunition.
<b>Section 87(1)</b>	Possessing unencased firearm, crossbow or bow in wildlife habitat while impaired by alcohol or drugs.
<b>Section 87(2)</b>	Discharging or handling firearm, crossbow or bow without due care and attention.

Section 88(a) Obstructing a conservation officer or person assisting.

---

Section 88(d) Assaulting a conservation officer or person assisting.

---

Section 109 Applying for licence or permit while disqualified.

---

## **Firearm and bow regulations**

Section 3(a) Possessing a swivel or spring gun in wildlife habitat.

---

Section 3(b) Possessing a shotgun greater than 10 gauge in wildlife habitat.

---

Section 3(c) Possessing a device designed to deaden the sound of the report of a firearm in wildlife habitat.

---

## **General wildlife regulations**

Section 11(2) Discharging firearm, crossbow or bow between 1/2 hour after sunset and 1/2 hour before sunrise contrary to the regulations.

---

## **Chignecto Game Sanctuary regulations**

Section 3(1)(a) Hunting wildlife in Chignecto Game Sanctuary contrary to the regulations.

---

## **Liscomb Game Sanctuary regulations**

Section 3(1)(a) Hunting wildlife in Liscomb Game Sanctuary contrary to the regulations.

---

## **Tobeatic Wildlife Management Area regulations**

Section 3(1)(a) Hunting wildlife in Tobeatic Wildlife Management Area contrary to the regulations.

---

## **Trap, snare, or net used illegally**

Any trap, snare, or net illegally used to hunt wildlife may be seized and upon conviction will be automatically forfeited to the Crown.

---

## Automatic licence suspension order

If you are convicted under any of the following sections, all items seized are automatically forfeited:

### Suspension for 2 years for most offences

If you are convicted of an offense under the Licence and Permit Suspension Regulations, you cannot apply for a hunting license or permit under the Wildlife Act or its Regulations for 2 years from the date of their conviction.

List of offences:

[novascotia.ca/just/regulations/regs/wildlifelicence.htm](http://novascotia.ca/just/regulations/regs/wildlifelicence.htm)

If you are convicted between September 1 and December 31, your 2 years begins on January 1 of the following year.

### Suspension for 5 years for using a light

Conviction under Section 68 of the Wildlife Act results in a 5-year suspension, beginning on the date of conviction:

"every person who takes, hunts or kills or pursues with intent to take, hunt or kill wildlife by means of, or with assistance of, a light or flambeau" [nslegislature.ca/legc/statutes/wildlife.pdf](http://nslegislature.ca/legc/statutes/wildlife.pdf)

### Suspensions run consecutively

Suspensions imposed while the person is currently suspended run consecutive to the initial suspension.

### Extra suspension for 3 convictions in 5 years

Conviction of any three wildlife offenses within a five-year period result in a five-year suspension of hunting privileges, starting from the date of their third conviction.

### More information

Wildlife Act: [nslegislature.ca/legc/statutes/wildlife.pdf](http://nslegislature.ca/legc/statutes/wildlife.pdf)

Licence and Permit Suspension Regulations:

[novascotia.ca/just/regulations/regs/wildlifelicence.htm](http://novascotia.ca/just/regulations/regs/wildlifelicence.htm)

Complete list of Regulations:

[novascotia.ca/just/regulations/rxam-z.htm#wild](http://novascotia.ca/just/regulations/rxam-z.htm#wild)

# General licence stipulations

## No drones allowed

Nova Scotia, like most jurisdictions across Canada, prohibits the use of drones to hunt animals:

Drones are classified as aircraft by Transport Canada:

The general hunting regulations in the wildlife act states that “No person shall operate or be a passenger in an aircraft for the purpose of hunting wildlife” (Regulation 283, Section 10 [1]).

## Licence, stamp and permit regulations

### General licence stipulations

1. Nova Scotia residents **must** present their Wildlife Resources Card, with appropriate training certification, to obtain a Wildlife Habitat Stamp or any hunting/snaring/trapping stamp. Residents must carry their Wildlife Resources Card at all times when in wildlife habitat and in possession of a weapon or trapping device(s).
2. A Wildlife Habitat Stamp is required by all residents and non-residents to:
  - a) Acquire any hunting/furharvesting/snaring stamp and;
  - b) To snare rabbits and/or hunt “Other Harvestable Wildlife”
3. Non-residents must provide proof that they have been certified to hunt in Nova Scotia or another jurisdiction before they can obtain a non-resident hunting licence. Non-residents do not require a Wildlife Resources Card but can order one to save them time when purchasing a Nova Scotia licence in future.
4. Any licence obtained by means of false or misleading statements made in respect to any information required for the issuance of said licence shall be deemed to be void and of no effect.
5. No licence shall be valid unless the date, name and signature of the person to whom it is issued is plainly and legibly written on the Wildlife Habitat Stamp. The Wildlife Resources Card number or address (Non-Residents only) are also required on all other stamps.
6. Except as allowed in the Act or regulations, no person shall purchase more than one of the same type of licence, stamp or permit in a given licence year.

7. If a licence, stamp and/or tag is lost/destroyed or needs to be replaced for any other reason, go to your local NRR office. A replacement stamp MAY be issued if:
  - a) An affidavit is signed by individual who needs the replacement and;
  - b) Appropriate proof is provided that is deemed satisfactory by NRR and;
  - c) The appropriate replacement stamp fee(s) are paid.

## Some general regulations

**Prohibition on loaded firearm in a vehicle:** You cannot have a loaded firearm in a vehicle – except when authorized to hunt with mobility limitations, see page 65.

**Restrictions on loaded firearm in a vessel:** You may carry a loaded firearm in a non-motorized vessel during an open season. However, if the vessel is equipped with a motor, the motor of the vessel must not be in operation and movement of the vessel caused by the motor must have ceased UNLESS lawfully hunting migratory game birds:

- When lawfully hunting migratory game birds, you may carry a shotgun loaded with shot not larger than 0.24 inches (AAA or No. 4 Buckshot) in a vessel with a motor in operation provided the firearm is not discharged **until either** the vessel is beached, resting at anchor, or fastened within or tied immediately alongside a fixed hunting blind, **or** movement of the vessel has ceased.

Hunting licence as firearm transport permit: When you possess a valid hunting licence, you may

- possess and transport a firearm when hunting during an open season
- possess an encased firearm in wildlife habitat during the period from one hour after sunset to one hour before sunrise – *Sunrise and sunset times*, page 18

**Nighttime restrictions on firearms:** You cannot possess a firearm in or on a vehicle at any time at night unless it is encased. This includes vehicles as defined in the Off-Highway Vehicles Act. Some exceptions apply to licenced furharvesters.

**Loaded firearm:** It is an offence to have a loaded firearm in any place where the firearm cannot be legally discharged (Criminal Code, federal).

**Going to a range:** Your range booking becomes your authorization to transport your firearm to and from the shooting range.

**Dispatching wounded wildlife:** If you hold a valid licence to hunt or trap and you have wounded wildlife, then you may discharge a weapon for the purpose of taking wounded wildlife within the above prescribed distances with two conditions: you must do it in a safe manner and you must have the consent of the owner or occupier of the land.

**Restrictions when hunting migratory game birds:** While hunting migratory game birds, you must not possess a shotgun that has a capacity of more than three shells at any time in the magazine and chamber combined.

**Prohibitions under the Wildlife Act:** Except as authorized by the Wildlife Act or regulations, you cannot

- hunt wildlife at night with a weapon – except by special permit
- hunt wildlife by means of or with the assistance of any light – except by special permit
- hunt or carry a weapon in wildlife habitat on Sunday – except on the two Sundays immediately following the last Friday in October
- hunt moose or deer with a trap or snare or a setgun
- shoot a moose or deer while it is swimming
- kill, take, or hunt any moose, deer, or bear with a dog – except nuisance wildlife under permit from the Department of Natural Resources and Renewables.  
A dog may be used to recover a wounded moose, deer, or bear if the dog is on leash.

**Duty to comply with a uniformed officer:** As a driver of a vehicle, you cannot refuse or fail to comply with any order or visible signal or direction of a conservation officer in uniform.

**Right to search:** A conservation officer has the right to search any vehicle, vessel, box, bag, container, or other receptacle if the officer has reason to believe a violation of the Wildlife Act or regulations has occurred.

**Restrictions on taking game birds:** It is an offence to use any snare, net, or trap to hunt, take or kill or attempt to hunt, take, or kill a game bird.



**Restrictions on use of lights:** At times when hunting is not permitted, you cannot shine a light having a voltage of more than four and one-half volts in or upon a wildlife habitat unless you own the wildlife habitat. A light powered by the electrical system of a vehicle is evidence enough for a charge. Some exceptions apply to licenced furharvesters: *see page 46.*

**Transporting weapons to a camp:** When you hold a valid hunting licence, you may transport an encased weapon to and from a camp you will use:

- within 2 days before and 2 days after an open season for wildlife
- on Sundays during the open season

**Prohibition on buying or selling some meat:** It is illegal to sell or buy the meat of deer, moose, grouse, pheasant, or bullfrog. Pen-reared pheasants may be sold.

**Restrictions on use of drugs and chemicals:** You must have a permit from the Director of Wildlife before you administer, attempt to administer, or make available any drug or chemical to any wildlife species.

**Restrictions on use of bait for hunting in the Tobeatic:** The Tobeatic Wilderness Area Management Plan prohibits the use of bait for hunting animals in the Tobeatic Wilderness Area. This includes deer and bear. This does not apply to bait for traps or snares legally set for furbearers.

# Other permits

---

## Export permits

The following may serve as your export permit for the game legally taken under that licence:

- Your Resident or Non-Resident Deer Hunting licence/tag (upon proof of registration)
- Your Resident or Non-Resident Bear Hunting licence
- Your Resident or Non-Resident Small Game Hunting licence

To export bears or bear parts out of Canada, you may also need a CITES Export Permit: [Trade in protected species permits: applications forms](#) at [Canada.ca](#).

## Hunting with a raptor

To hunt small game with a raptor during the appropriate open season, you must possess

- a Wildlife Resources Card
- all required licences for the species being hunted
- a valid Falconry Permit

## Permit to keep meat

You need a permit to store the meat of snowshoe hare and all game birds. After April 30, you must obtain a Storage Permit from your local NRR Office.

**Meat storage permit:** This Licence Card becomes a meat storage permit once you have submitted your report and entered your confirmation number in the appropriate space.

## Pheasant preserve hunting season

August 1 to March 31. **Bag limit:** No limit.

1 stamp required to shoot pheasants or quail on a licenced pheasant shooting preserve: Wildlife Habitat Stamp (base licence)

2 stamps required to shoot other small game on a licenced pheasant shooting preserve: Wildlife Habitat Stamp and Small Hunting Game Stamp

**Transporting pheasant or quail:** Each pheasant or quail removed from a preserve must be identified with a band or tag bearing the licence number of the pheasant shooting preserve operator.

## Hire a taxidermist

Before you can use the services of a taxidermist for the purpose of preserving or mounting wildlife, you must provide the following:

- the date animal was taken
- the name, address, and WRC number of the harvester or owner
- the licence number or authority under which it is possessed

To preserve or mount wildlife not taken under authority of a licence, contact NRR for authorization.

## Hunting with mobility limitations

### Apply for a permit to hunt from a parked vehicle

If you possess a valid “Accessible Parking Identification Permit/Plate” from the Registry of Motor Vehicles, you may apply to NRR for a Weapon Discharge Permit to hunt wildlife from a parked vehicle during the open season for given species.

### Get a “disabled” designation on your WRC

If you are permanently disabled, you may be eligible for a “Disabled” designation on your Wildlife Resources Card. Contact your local NRR office for more information.

### Definition of disabled person

Disabled Person means a person whose mobility is limited as a result of severe physical disability caused by paralysis, lower limb amputation, heart or lung disease, or other disability impairment to the extent that one of the following is true:

- a) You are unable to propel yourself without the aid of a wheelchair or walker, or a combination of two of the following: a crutch, cane, leg brace, or leg prosthesis.
- b) You have a significant cardio-pulmonary condition that results in severe shortness of breath with minimal physical activity.
- c) You have a severe neuro-muscular or skeletal condition
  - because of any of the conditions described in (a) or (b)
  - that limits your mobility to 50 metres or less in outdoor weather conditions.

## When hunting from a parked vehicle

If you are authorized to hunt from a parked vehicle under a Weapons Discharge Permit, you must:

- Be able to satisfy a Conservation Officer that another person is available to retrieve any game taken
- Obtain a hunting licence before hunting
- Have a Discharge Permit on or near you, and produce it to any conservation officer upon demand, when hunting from a vehicle
- Comply with all applicable laws and regulations relating to the hunting or taking of wildlife

**Note:** A Weapon Discharge Permit does not authorize you to shoot from a public highway as defined in the Public Highways Act. You must observe the setback distances set out in regulation.

## 2022 Deer Photo Winner *Al Muir*



# Protect Your Pets



**Keep your dog on a leash  
when in wildlife habitats.**

*It's the Law.*

  
**NOVA SCOTIA**

[novascotia.ca/natr/hunt](http://novascotia.ca/natr/hunt)

# Hunter safety and awareness

---

## Mandatory hunter orange

Everyone hunting wildlife must wear

- a cap or hat in hunter orange
- a shirt, vest, or coat of hunter orange or camouflage orange that is plainly visible from all sides


This also applies to anyone

- attempting to hunt wildlife
- accompanying someone who is hunting
- hunting rabbit
- snaring
- trapping

## Exceptions

Mandatory hunter orange does not apply if you are:

- in a tree stand or blind while hunting deer during a season when deer hunting with a centerfire rifle is not permitted – see page 69
- a licenced furharvester who is not on forested land and who possesses only a .22 calibre rimfire rifle or smaller
- authorized to hunt raccoons at night
- hunting waterfowl
- hunting crows on cultivated lands
- authorized to destroy nuisance wildlife
- hunting with a bow and arrow in an area designated for bowhunting only
- hunting between February 16 and September 15 for “Other Harvestable Wildlife”



- hunting bear while standing or sitting in a stationary position at or near a bait site, during a season when deer hunting with a centerfire rifle is prohibited
- hunting coyotes, except from October 1 to the end of the general open season for hunting deer
- a licenced furharvester after the close of the general open season for hunting deer
- attending a dog field trial or training a dog while carrying a firearm except if done on forested land during an open big or small game season
- hunting with a muzzleloader, bow, or crossbow in the Tobeatic Wildlife Management Area or Liscomb Game Sanctuary

The two periods when deer hunting with a **centerfire rifle** is permitted:

- the open season for hunting deer under a General Deer Hunting Licence: last Friday in October to first Saturday in December
- the Special Youth Season for Hunting Deer: first Friday after October 10 until the second Saturday following



## Hunting with a firearm

To hunt with a firearm, you must possess one of the following valid federal Firearms licences:

- Possession and Acquisition Licence (PAL)
- Minors Firearm Licence, if under the age of 18
- If from outside Canada, have a non-resident 60-day Firearm Possession Licence:  
[rcmp-grc.gc.ca/en/firearms/non-residents](http://rcmp-grc.gc.ca/en/firearms/non-residents)

### Find more information online or by phone

[www.rcmp-grc.gc.ca/en/firearms](http://www.rcmp-grc.gc.ca/en/firearms)

Canadian Firearms Center: 1-800-731-4000

### Municipal bylaws may apply

Check with local municipalities. Rules within town limits may be different than rules for rural areas of the same jurisdiction. Discharge of a weapon within local limits may be prohibited.

### Find out more

Contact the chief provincial firearms officer:

1-902-424-6689 or 1-800-731-4000 or [nscfo@novascotia.ca](mailto:nscfo@novascotia.ca)

### Book a shooting range

The online booking system for shooting range use is available 24 hours a day, 7 days a week: [novascotia.ca/natr/srbs](http://novascotia.ca/natr/srbs)

- View a list of NRR shooting ranges, their location, and availability
- Book a shooting range online if you hold a Wildlife Resources Card (WRC)
- Edit or delete your bookings online

If you do not hold a WRC, contact a NRR office to book a range.

## Respect private landowners

Over 60% of the province is private land. Private property rights are set out in the Protection of Property Act. You will need to understand and respect private property rights as you hunt and furharvest in Nova Scotia. The province strongly encourages you to seek permission before entering private lands.



## More information about trespass laws

Protection of Property Act is administered by the Department of Justice through local police departments: [nslegislature.ca/sites/default/files/legc/statutes/protect.htm](https://www.nslegislature.ca/sites/default/files/legc/statutes/protect.htm)

## When you need permission

You need the permission of the occupier before you do any of the following on private property under the Protection of Property Act:

- enter on managed forest lands like tree plantations, Christmas tree operations, and forest harvesting operations.
- enter on premises that is a lawn, garden, orchard, vineyard, golf course, or acreage managed for agricultural crops
- enter on premises that is enclosed in a manner that indicates the occupier's intention to keep persons off the premises or to keep animals on the premises
- dump or deposit material of any kind on the premises – or cause or permit material to be dumped or deposited
- enter on premises where entry is prohibited by notice – a “no trespassing” sign
- engage in an activity that is prohibited on the premises by notice – a “no trapping” sign

If you are directed to leave by the occupier or person authorized by the occupier, it is an offence to remain on property. If convicted under the Protection of Property Act, you may be fined up to \$500.

## When you do not need permission – unmanaged forest land

You may hunt, camp, berry pick, or hike on unmanaged forest land without permission. You cannot be prosecuted under the act when you are **lawfully** hunting, camping, berry picking, or hiking on unmanaged forest land. Forest land includes a wooded area, forest stand, tract covered by underbrush, barren ground, marsh, or bog.

## Power lines on private property

Nova Scotia Power holds a right-of-way over land on which its power lines are located. The company does not own the lands. When a right-of-way crosses private property or managed forest land, you must get permission to use the right-of-way from the private property owner.

## Survival in the woods

The unforeseen can take you off the beaten trail. Even experienced woods travelers can easily lose their bearings. When you are prepared, getting lost may cause a minor delay. If you panic, it may lead to disaster.

### Share your plans

Always tell someone where you plan to hunt. If you don't return as scheduled, your rescue team has a starting place.

### Prepare for the unforeseen – it's the law

You must possess the following gear to enter the woods for the purpose of hunting:

- a compass in working order – and be able to demonstrate how to use it
- a hand axe or hunting knife or jack-knife
- a supply of waterproof matches or matches in a waterproof container or a source that can produce a flame

### Learn to survive a night in the woods

**Do not panic:** Sit down. Think over your situation. It is unlikely to be as bad as it first appears. Before you try to walk out, ask yourself if you are sure that you have recovered your direction. Ask yourself if you have ample time before dark.

**Stay put:** Usually it is best to stay close to where you got lost. Aimless wandering can exhaust, injure, and kill. It can also put you out of reach of searchers who will soon be on your track if you left word of your destination. Choose as your campsite the driest and most sheltered place possible, with firewood nearby. Do not move on without leaving a note or sign giving direction.

**Make yourself comfortable:** Staying overnight in the woods demands warmth and shelter. Shelter is your first concern.

### Build a lean-to

- Cut several armfuls of green boughs and about a dozen saplings.
- Select for your bed the driest and most level spot.
- Over this, erect a slanting frame of interwoven saplings.
- Roof it from the ground upward with overlapping evergreen boughs, tips downward.

- Under this lean-to, build a thick mattress of evergreen branchlets. Place the coarser ones topside down for a springy base. Top it with finer branchlets (fir if possible) laid topside up.

## Build a fire

- Gather plenty of firewood to last the night.
- Build your fire safely.
- Keep it burning all night.

## Develop outdoor skills

If you are new to hunting or trapping or new to the province, you may benefit from the fellowship and experience of like-minded outdoor enthusiasts. Local clubs and associations may also offer workshops and activities that could help you learn new skills and explore new areas of the province.

**List of clubs to join:** See page 95.




The Becoming an Outdoors Woman workshop is for beginners or those who want to learn more about the great outdoors with like-minded people looking for fun and fellowship. It offers:

- A 3-day workshop for women 18 years and older
- An introduction to a variety of hunting, fishing, and other outdoor experiences
- Instructors who are willing to share their knowledge and passion in a fun and comfortable environment

For more information:

[bownovascotia@gmail.com](mailto:bownovascotia@gmail.com) or [bownovascotia.com](http://bownovascotia.com)

# Nova Scotia Youth Dream Hunt



The Nova Scotia Youth Dream Hunt is a joint initiative with the NS Guides Service and provides an opportunity for youth to experience some of the world-class hunting available in our province. All Nova Scotian youth between the ages of 12 and 17 who successfully complete

a Hunter Education Course during the year will be automatically entered in a draw for an opportunity to receive an all-expenses-paid, professionally guided hunting trip for themselves and a parent or guardian within Nova Scotia.

Through the generosity of the Nova Scotian Guides Service and various volunteers, the winner receives an unforgettable experience to participate in a “dream hunt” led by a skilled guide. The winner experiences professional hunting set ups, new techniques, safe hunting practices, how to field dress game, and ethical hunting practices. The Nova Scotia Youth Dream Hunt also provides opportunities to create lasting friendships, build hunting traditions and the importance of harvesting wildlife for management purposes.



The winner of the 2022 hunt was Gracie Nickerson from Pubnico. Gracie, joined by her father, was guided by Brad Crouse, owner of Bear Facts Outfitters, and his sons during the Special Youth Season. Gracie experienced first hand benefits of a hunting guide. She saw lots of bears while on stand, built wonderful memories, and learned new hunting techniques and experienced the comradery of hunting camp.

The Youth Dream Hunt is a non-profit program which relies completely on donations and in-kind contributions. Special thanks to the Nova Scotian Guides Service who play a critical role in making this program possible. Acknowledgement and thanks to the Hunter Education and Bowhunter Education Instructors who support this program by donating a portion of the registration fee of every student. For more information about the Nova Scotia Youth Dream Hunt and how you can support this program, contact the Hunter Education Coordinator at (902) 424-3850, or [huntersed@novascotia.ca](mailto:huntersed@novascotia.ca).

If you are interested in a guided hunting experience with one of our many professional Nova Scotia Guides contact: **902-354-4777** or visit the **NSGS Website: [www.nsguides.ca](http://www.nsguides.ca)** for more information.



## Nova Scotia Federation of Anglers and Hunters

The Nova Scotia Federation of Anglers and Hunters is a conservation non-profit which was founded by Chapter 148 of the NS Act of 1930. The Government of Nova Scotia has since recognized the NSFHA as the unified voice of Hunters, Anglers and Trappers in the Province of Nova Scotia. NSFHA proudly sits on the National Board of Directors for the Canadian Wildlife Federation, The NS Habitat Fund, The Inland Fisheries Advisory Committee and The Sportfish Habitat Fund. We work in partnership with Recreation NS and Feed Nova Scotia. We are also supported locally by the Department of Communities Culture Tourism and Heritage, who recognize hunting, angling, and trapping as recreation and sport.

We encourage interested parties to join and support any of our provincial local affiliate organizations who comprise our Board of Directors, the list of our provincial affiliate organizations contact information can be found on our website [www.nsfah.com](http://www.nsfah.com). You can also follow us on social media (Facebook and Instagram) or contact [nsfahsecretary@gmail.com](mailto:nsfahsecretary@gmail.com) for more information about how to join a committee, local organization or get involved in our conservation efforts.

### Your NSFHA Provincial Affiliate Organizations and Board of Directors for 2023:

- Association of Eastern Shore Communities Protect Environment and Historical Access
- Big Game Society of Nova Scotia
- Bowhunters Association of Nova Scotia
- Bowhunters Instructors Association of Nova Scotia
- Cape Breton Island Wildlife Association
- Delta Waterfowl Truro
- Eastern Shore Wildlife Association
- Lays Lake Outdoor Recreation
- Nova Scotia Guides Association
- Lunenburg County Wildlife Association
- Lunenburg Rod and Gun Club
- Mic Mac Rod and Gun Club
- Port Morien Wildlife Association
- Queens County Fish and Game Association
- Shelburne County Fish and Game Association
- Traditional Archers Association of Nova Scotia
- Trappers Association of Nova Scotia
- Truro Struttin Gobblers
- Ducks Unlimited
- Halifax East Fisheries Association
- Kings County Wildlife Association



# Enter the Licence of a Lifetime Lottery

## Two lifetime licences are awarded each year with three prizes each!

- One lifetime Fishing licence (excludes salmon)
- One lifetime Small Game licence (excludes Migratory Bird licence)
- One lifetime stamp: Deer Hunting, Bear Hunting, Bear Snaring, or Furharvester

Since 1992 the NSFAH has worked in partnership with the Department of Fisheries and Aquaculture and the Department of Natural Resources and Renewables to provide a Licence of a Lifetime Lottery as a Fundraiser for our Affiliate Provincial Organizations and Conservation Efforts.

The draw will be held during the NSFAH 2024 Annual General Meeting. Entries must be submitted no later than February 29, 2024. Open to Nova Scotia Residents only. Entrants must meet minimum age requirements, have the appropriate training certifications, hold a valid Wildlife Resources Card, and not been convicted of a wildlife offence for which they have not been pardoned. Winners are required to pick up winning licence stamps, free of charge, at their local Natural Resources and Renewables office. The licences are subject to all laws respecting hunting, angling, and trapping in the same manner as with any other hunting licences.

## Prices for 2023 Tickets: \$2 each or 3 for \$5

Tickets may only be purchased from any NSFAH provincial affiliate organization. Visit [NSFAH.com](https://www.nsfaah.com) for a list of affiliate organizations and their contact information.

[Ticket Lottery Permit # AGD-323545-23](#)



## HUNTERS HELPING THE HUNGRY

**Hunters Helping the Hungry** is a joint initiative of the hunting community and Feed Nova Scotia, whereby hunters can donate a portion of their deer, moose, or bear meat to help support Nova Scotians who access food banks.

With the support of Nova Scotia Federation of Anglers and Hunters, they have organized a draw for a chance to win a rifle. Every hunter who donates will receive a ballot for a draw at the NSFA&H annual general meeting in March/April. Ballots and details are available at each participating licensed meat cutter.

Over 17 years, hunters have generously donated 14,948 kilograms, or 149,480 servings of much-needed protein. 976 kilograms, or 9,760 servings were donated in 2022.

### How does the program work?

1. Hunter registers deer/bear/moose
2. Hunter takes deer/bear/moose to a licensed participating meat cutter
3. Complete your order request and ballot, with **name and wildlife resource card number. The winner must be in possession of a valid PAL.**
4. Feed Nova Scotia picks up donations and ballots from licensed meat cutters. The draw will take place during the Federation of Anglers & Hunters Annual General Meeting in March/April 2024.

**Note:** Processing is at hunter's expense.

### How can I get involved?

Contact a participating licensed meat cutter. See the list on page 78.

### How much can I donate?

We will gladly accept any amount.

### Are there any guidelines for donating deer, moose, and bear meat?

Yes. Participating meat cutters will ensure the meat has been handled properly to ensure food safety.

## 2023 participating licensed meat cutters

<p><b>Bonnars Meats</b> 140 Queen Street North Sydney, NS B2A 1B1 Albert Bonnar 902-794-3963</p>	<p><b>Ebbett's Meadow Brook Farm Market</b> 767 Upper River John Road Tatamagouche, NS B0K 1V0 Joe and Lorenda 902-657-3420</p>
<p><b>Cavicchi Meats</b> 5421 St. Margaret's Bay Road Upper Tantallon, NS B3Z 2H9 Grant Cavicchi 902-826-7308</p>	<p><b>Nova Traditional</b> Hwy #4, 6462 Old Merigonish Rd. RR 1 Linacy New Glasgow, NS B2H 5C4 Beverley &amp; Darren Atwater 902-752-7419 or 902-396-6604</p>
<p><b>Chater Meat Market</b> 250 Wyse Rd. Dartmouth, NS B3A 1N2 902-464-4777</p>	<p><b>Riverview Meat Market</b> RR #3, 5700 Highway 3 Chester Basin, NS B0J 1K0 Sobey Sode Assaf 902-275-5401</p>
<p><b>D'Aubin's Meat Market</b> 604 Granville Street, P.O. Box 190 RR#1 Bridgetown, NS B0S 1C0 Ralph and Jennifer D'Aubin 902-665-2848</p>	<p><b>Vacheresses Meats</b> 24 St. Andrew's Street Antigonish, NS B2G 2H1 Jean or Robert Vacheresses 902-863-3620</p>





# Firearms in national parks and wildlife areas

## National parks

Possession and transport of firearms in National Parks fall under federal regulations. Contact Parks Canada for more information:

General Inquiries: **1-888-773-8888**

## National wildlife areas

Possessing equipment that could be used for hunting or trapping is prohibited in national wildlife areas:

[canada.ca/en/environment-climate-change/services/national-wildlife-areas.html](https://canada.ca/en/environment-climate-change/services/national-wildlife-areas.html)

# Hunting on provincial lands

## Crown lands

Hunting and trapping is allowed on most provincial Crown lands. This includes regular forested wildlife habitat and wetlands.

Signs will be posted in most areas where these activities are prohibited:

- provincial parks:  
[novascotia.ca/natr/parks](https://novascotia.ca/natr/parks)
- nature reserves
- land under lease or licence for logging operations
- Protected areas managed by the Department of Environment and Climate Change:  
[novascotia.ca/nse/protectedareas](https://novascotia.ca/nse/protectedareas)
- game sanctuaries – may be a mix of public and private land:  
[novascotia.ca/natr/wildlife/habitats/sanctuaries/](https://novascotia.ca/natr/wildlife/habitats/sanctuaries/)

## Chignecto Game Sanctuary

**Season:** the period which coincides with an open season for deer hunting

**Species:** wildlife for which a licence is held and for which the season is open

**Weapons:** bows only

**Hunter orange:** optional

## Liscomb Game Sanctuary

**Season:** from the third Monday in October until the following Saturday, inclusive

**Species:** wildlife for which a licence is held and for which the season is open

**Weapons:** muzzleloader, bow, crossbow

**Hunter orange:** optional

## Tobeatic Wildlife Management Area (TWMA)

**Season:** from the third Monday in October until the following Saturday, inclusive

**Species:** wildlife for which a licence is held and for which the season is open

**Weapons:** muzzleloader, bow, crossbow

**Hunter orange:** optional

**Special rules:** primitive hunt, no electric motors, no internal combustion engines



## **Mandatory: You must use non-toxic shot when hunting**

- waterfowl or snipe
- within National Wildlife Areas (NWA). It is a federal offence to possess shot other than non-toxic shot within NWA
- on Belleisle Marsh constructed wetlands

### **For more information:**

[novascotia.ca/nse/protectedareas/wa\\_tobeatic.asp](http://novascotia.ca/nse/protectedareas/wa_tobeatic.asp)

[novascotia.ca/nse/protectedareas/docs/TobeaticManagementPlan.pdf](http://novascotia.ca/nse/protectedareas/docs/TobeaticManagementPlan.pdf)

## **Lead bullet fragments can harm health**

### **Use non-toxic shot**

**Recommended:** NRR strongly encourages the use of non-lead ammunition for hunting. This protects the biodiversity and ecology of our province, because lead has a negative impact on the environment.

### **Consider alternative ammunition**

Lead bullet fragments present a health risk to anyone who may consume wild meat that has been harvested with lead bullets:

- Modern high velocity lead ammunition often fragments on impact, sending small shards into the meat and organs up to 46 cm / 18 inches from the visible bullet path.
- Lead is known to be poisonous even in low quantities.
- Lead can cause physiological problems even without noticeable sickness.
- Extremely small lead particles cannot be detected by sight, touch, or taste – like when chewing the meat.
- Lead is particularly dangerous to young children and pregnant women.

## Reduce the risk of lead poisoning

**Be patient and take good aim.** Practicing your marksmanship and shooting at non-running game will greatly improve your accuracy. Aiming for the heart and lung area creates the least amount of fragmentation. Conversely, shots into the hind-quarter results in the most fragmentation, because it is a high bone density area and meatiest part of the animal.

**Practice good field care and processing of meat.** Whether you process your own meat or take it to a meat cutter, ensure a generous area around the wound channel is discarded (not retained for consumption). Also discard any meat that is bruised/hemorrhaged or discolored and may contain dirt, hair, grass, or bone fragments.

**Discard portions near the shot.** If the animal was shot near the heart and lungs, the internal organs – heart, liver, or kidneys – may be contaminated. If shot in the neck, you may wish to discard the tongue.

**Trim liberally.** Keep the area affected by the gunshot localized. Trim liberally and discard the scraps to reduce the risk of spreading lead fragments.

**Be especially careful with ground meat.** People often include meat scraps, including portions that are slightly bruised or hemorrhaged, in what gets ground for burger or sausage. Studies have shown that lead levels in ground meat are much higher than that of whole muscle pieces. Make sure that you, or your meat processor, grind your meat separately from that of other hunters to reduce the spread of fragments from contaminated meat to uncontaminated meat. Also regularly check and clean your meat grinder and any other tools you may use to process your meat.

**Do not rinse the carcass.** Rinsing the carcass can spread lead fragments to parts of the meat that were not previously contaminated.

**Avoid use of vinegar.** Avoid the use of vinegar and other acidic substances when marinating or cooking your meat. Acidic substances make lead more soluble and therefore more easily absorbed by our bodies.

**Avoid game meat if vulnerable.** Lead fragments in large game animals carries the risk of lead poisoning. Lead is particularly dangerous to children under six and pregnant women. As a precaution, they may want to avoid game meat shot with lead.

# Help protect the deer herd from Chronic Wasting Disease

## What is Chronic Wasting Disease (CWD)?

This disease is spread from deer to deer. Eventually it kills every infected animal. It fatally impacts the animal's nervous system. Symptoms can take 16 to 36 months to appear after the animal is infected. Areas where deer are in higher density, such as at feeding stations or in wintering areas, can accelerate the spread of CWD once it is present. CWD affects all members of the deer family, including moose and caribou. Currently, there is no known treatment and no vaccine.

## Where has it spread?

This disease has been detected in several American states and in four Canadian provinces (Alberta, Saskatchewan, Manitoba, and Quebec). Deer biologists agree that it is only a matter of time before this disease moves towards our province and affects our deer and moose as well. CWD could massively impact and reduce the deer herd in Nova Scotia, threatening the traditions we have valued and fostered over many generations.

## How you can help CWD from entering Nova Scotia

The time to act is NOW – before CWD enters our province. State and provincial wildlife agencies are taking all appropriate measures to reduce the spread of CWD, but we need your help too. Here is what you can do:

**Don't use urine-based products:** Nova Scotia law prohibits the use of real deer urine-based products for scents or lures. These products typically come from CAPTIVE, not wild, deer. Captive deer carry the greatest risk of spreading CWD. Studies show that CWD can be spread through urine.

**Don't transport brains and spinal cords across jurisdictions:** CWD is carried in the brain and spinal cord of infected deer. It is vitally important that these parts of a deer are not transported across state and provincial boundaries. In some cases, it is unlawful for you to do so. In all cases, ending the transfer of these parts across state and provincial boundaries is an important step in reducing the spread of CWD. This means you should either

- have your deer processed commercially before you move it across a state or provincial boundary, or

- bone out a deer (removing the head and back bone) after you have complied with state and provincial regulations for bringing your deer to a check station

**Report sick deer or moose:** Report deer or moose that appear sick, weakened or starved to your state or provincial fish and wildlife agency. One of the most important ways of stopping the spread of CWD is early detection. Your reports of potentially sick deer are important!

**Follow local laws:** Be sure to check all the legal requirements of the provinces and states where you hunt or transport your deer. As a hunter, you are personally responsible for following all applicable laws and regulations.

**Hunt safely and responsibly:** Enjoy our rich deer hunting tradition this fall with safety, enjoyment, and responsibility. With your help, we can continue these traditions well into the future.

## Preventing Chronic Wasting Disease

While in a wildlife habitat, you cannot possess or use a product that contains or purports to contain any body part of a member of the deer family, including urine, blood, or other fluids. This regulation has been put in place to prevent the spread of Chronic Wasting Disease to Nova Scotia's deer population.

## Prevent the spread of blacklegged ticks

Blacklegged ticks, *Ixodes scapularis*, are now regularly found in Nova Scotia, with population hotspots in Yarmouth, Pictou, Lunenburg, Halifax, and Shelburne counties.

In areas where blacklegged ticks are established, white-tailed deer can be infested with hundreds of adult blacklegged ticks. When an infested deer is harvested, many of ticks will abandon or drop off the carcass. Tick drop-off can occur over several days, so hunters may inadvertently spread blacklegged ticks to new areas of the province.

### About blacklegged ticks

- transmit **Lyme disease** to people
- are very small and difficult to find
- often cluster on the **head and neck** area of a deer
- can be carried on migratory birds



## Ticks are active during hunting season

Adult blacklegged ticks are active during the fall months, from late September until snow is permanently on the ground. This overlaps with much of the deer hunting season in Nova Scotia. Adult ticks feed and mate on white-tailed deer. When an infested deer is harvested, many abandon or drop off the carcass.

## Dispose of deer hides safely to minimize tick dispersal

If practical, **skin harvested animals where the animal was killed.**

Dispose of the hide before leaving the area in one of the following ways:

- Place all of the hide portions in a strong plastic bag and deliver to the local landfill.
- Bury the hide to ensure that live ticks are killed.

For example, if harvested near Lunenburg, skin it and dispose of the hide before leaving the Lunenburg area.

**If transporting the carcass intact**, wrap it securely in a tarp or rolled in plastic that can be examined for ticks or disposed of with the hide once the animal is skinned. Skin the animal as soon as possible upon arrival at your destination and dispose of hide as described above.

**If hanging the intact carcass before skinning it**, hang the animal over a tarp or plastic sheet. Examine the sheet or tarp daily for detached ticks. Kill detached ticks by burning them or placing them in a container of alcohol (isopropyl alcohol). Once the deer is skinned, dispose of hide as described above.

**If tanning the hide**, inform the tanner that the animal was collected from an area where blacklegged ticks are present so they can take appropriate steps to further minimize the spread of blacklegged ticks.

Following the steps above will ensure that you don't accidentally introduce blacklegged ticks into new areas of Nova Scotia. The area you protect from these ticks may be your own community.

If you have questions, contact your local NRR office.

**Information about Lyme disease:** [novascotia.ca/dhw/CDPC/lyme.asp](http://novascotia.ca/dhw/CDPC/lyme.asp)

## **Avian Influenza in wild and domestic birds**

Nova Scotia and other jurisdictions throughout North America have been undergoing an outbreak of Highly Pathogenic Avian Influenza (HPAI) in wild and domestic birds since early in 2022. For updated HPAI information and other resources visit: [novascotia.ca/avian-influenza/](https://novascotia.ca/avian-influenza/)

## **COVID-19**

Check current restrictions and public health measures:  
[novascotia.ca/coronavirus/](https://novascotia.ca/coronavirus/)

## **Guidance to reduce risk of COVID-19 when handling wildlife**

Government of Canada – Animals and COVID-19:  
[www.canada.ca/en/public-health/services/diseases/coronavirus-disease-covid-19.html](https://www.canada.ca/en/public-health/services/diseases/coronavirus-disease-covid-19.html)

Canadian Wildlife Health Cooperative:  
[cwhc-rcsf.ca/covid-19.php](https://cwhc-rcsf.ca/covid-19.php)



# Guides

---

## Registered Guide – paid

Nova Scotia residents who operate a guiding business and are paid for their services, Registered Guides are certified and licensed by the province.

### Who is eligible?

You are eligible for a Registered Guide Licence if you:

- hold a local or nationally recognized guide certification
- hold a Wildlife Resources Card with a guide certification
- hold a first aid certification
- do not have any Wildlife Act infractions or related criminal record.

### How do I become certified?

You can become certified as a guide in one of two ways:

1. Through in-person training – includes classroom instruction and hands-on field work. You can find upcoming guide courses by contacting:  
[vinalsmith@eastlink.ca](mailto:vinalsmith@eastlink.ca) or [jockscottsalmonfly@gmail.com](mailto:jockscottsalmonfly@gmail.com)  
*(price is set by course instructors)*
2. Through home study that leads to a national tourism certification – administered locally by the Nova Scotia Tourism Human Resource Council. You can find home study guide course information by contacting:

#### **Nova Scotia Tourism Human Resource Council**

Certification Coordinator

2089 Maitland Street, Halifax, NS B3K 2Z8

902-422-5853 or 902-496-7476

## Rules for Registered Guides

- You may guide up to 3 persons while hunting deer.
- You may guide up to 4 persons who are hunting species other than deer.
- You must report violations of the Wildlife Act or regulations to the local NRR office or a local police department.
- You must ensure that information returns and biological specimens from your clients are submitted, on time, to NRR.

## Special Permit to Guide – unpaid

Nova Scotia residents, with appropriate hunting qualifications, who wish to accompany friends and/or relatives for pleasure.

### Who is eligible?

You are eligible for a Special Permit to Guide if you meet four criteria:

- you are a resident of Nova Scotia
- you are at least 19 years of age
- you hold a Wildlife Resources Card showing appropriate certifications to hunt
- you wish to guide non-resident family or friends without compensation

### How do I get a Special Permit to Guide?

Appear in person at a NRR office with your Wildlife Resources Card, permit fee, and the names of those who you wish to guide. Once you have your Special Permit to Guide, the hunters you are guiding must sign your permit to validate it.

## Rules for Special Permit to Guide

- You cannot charge a fee or accept compensation or reward for your service.
- You may guide up to 3 persons while hunting deer.
- You may guide up to 4 persons who are hunting species other than deer.
- You must ensure that information returns and biological specimens from your clients are submitted, on time, to the NRR.
- You must comply with the terms and conditions printed on your permit.

## 2022 Bear Photo Winner *Joshua Muir*



# Glossary

---

## Definitions

**Act** means the Wildlife Act, R.S.N.S. 1989, Chapter 504.

**Antlered deer** means a deer having an antler extending not less than 3 inches (7.6 cm) in length from the head of the deer.

**Antlerless deer** means a deer having no antlers or antlers extending less than 3 inches (7.6 cm) in length from the head of the deer.

**Antlerless Deer Hunting Stamp** means a stamp issued by NRR which, when affixed to a deer hunting licence, confers on the holder the privilege of hunting an antlerless deer in the Deer Management Zone prescribed thereon.

**Apprentice** refers to a resident who is under 19 years of age and wishes to be mentored by a licenced Furharvester who is 19 years of age or older. Once named in writing to NRR, an apprentice is covered under the Furharvester Licence of the person they are an apprentice to and must be under his/her immediate supervision while trapping or snaring.

**Big game** means bear, moose, deer, and any wildlife that may be designated as big game by the Governor in Council and includes any part of such wildlife.

**Black bear gallbladder seal** is an individually identifiable permanent locking device issued by NRR. It is required for the export or sale of black bear gallbladders.

**Bonus Deer Stamp** means a stamp issued by NRR that, when affixed to a Deer Hunting Licence, confers on the holder the privilege of hunting an additional deer in the specified Deer Management Zone.

**Box trap** means any box shaped trap designed to capture an animal alive by being constrained only by the confines of the walls of the trap which may be made in any shape or size and of wood, metal, wire, netting, or other material.

**Crossbow** means a tool for projecting arrows or bolts that consists of a bow fixed across a stock with a groove for an arrow or bolt and a mechanism for holding and releasing the bowstring.

**Deer Management Zones** are areas of the province established to effectively manage Nova Scotia's white-tailed deer. Refer to map on page 30 for zone descriptions.

**Dogs at large in wildlife habitat** "At large" means unaccompanied by the owner or handler. Unaccompanied is further defined as "not under the immediate control of the owner or handler; and not within sight of the owner or handler". A dog is not considered to be illegally at large in wildlife habitat when the dog is being trained or used to hunt wildlife as permitted by the Act and the regulations made under the Act.

**Dog-proof enclosure** means a special trap-holding enclosure designed to keep a dog away from a trap by creating a barrier to the trap allowing entry only through designated openings and

1. for any body-gripping trap (e.g., conibear type 160, 220 or 330), may be an enclosure placed so that no part of the opening of the enclosure is more than 12.7 cm (5 in.) off the ground; and
2. for body-gripping trap of not more than 17.78 cm x 7.78 cm (7 in. x 7 in.) dimensions (e.g., conibear 220 type or smaller), may be
  - a) for baited/scented trap sets, an enclosure with openings no higher than 17.78 cm above the ground or having a total area of no greater than 322.6 cm<sup>2</sup> (50 in.<sup>2</sup>) with the trap trigger set back at least 17.78 cm (7 in.) from any enclosure opening, or an enclosure with a 20.32 cm (8 in.) height by 25.4 cm (10 in.) width opening with the trap trigger set back at least 25.4 cm (10 in.) from any enclosure opening; or
  - b) for unbaited or unscented trap sets, an enclosure with openings no greater than 25.4 cm in height and 25.4 cm in width with the trap trigger set back at least 38.1 cm from any enclosure opening.

**Encased** means a firearm, bow or crossbow that is:

- in a case which is properly fastened; or
- completely wrapped in a material which is securely tied around the firearm or bow; or
- in the locked compartment of a vehicle and the contents of the compartment are not accessible to the occupant of the vehicle from inside the vehicle; or
- rendered inoperable by the attachment of a triggerlock to the firearm; or
- a bow rendered inoperable through disassembly or attachment of a lock to the bow.

**Firearm** means any barreled weapon from which any shot, bullet or other missile can be discharged and that is capable of causing serious bodily injury or death to a person, and includes any frame or receiver of such a barreled weapon and anything that can be adapted for use as a firearm.

**Gallinaceous bird** means all species of grouse, partridge, pheasant, quail, ptarmigan, wild turkey, and the eggs of all such species.

**Game bird** means a wild gallinaceous bird, or a migratory game bird as defined in the Migratory Birds Convention Act (Canada).

**Hailing distance** means a distance that permits effective and clear two-way communication (includes two-way radio) and is not farther than 2 km. Clear and effective two-way communication must be demonstrated when requested by a Conservation Officer.

**Human Wildlife Conflict Stamp** means a stamp issued to allow the hunting of nuisance deer or bear when it is necessary to remove overabundant problem deer and bears from agricultural and other situations approved by NRR.

**Hunting** means chasing, driving, flushing, attracting, pursuing, worrying, following after or on the trail of, searching for, trapping, attempting to trap, snaring or attempting to snare, shooting at, stalking, or lying in wait for any wildlife whether or not the wildlife is then or subsequently captured, killed, taken, or wounded. It does not mean stalking, attracting, searching for, or lying in wait for any wildlife by an unarmed person solely for the purpose of watching or taking pictures of it.

**Immediate supervision** means that if you are hunting and under the age of 18 years you must be under the supervision and within sight of the supervising adult 18 years or older.

**Migratory Bird Game Hunting Permit** means a permit issued under the Migratory Birds Convention Act (Canada).

**Muzzleloader** means a firearm in which the charge and propellant can be loaded only from the muzzle of the barrel.

**Non-Resident** means any person who does not qualify as a resident of Nova Scotia.

**Non-toxic shot** Approved non-toxic shot is steel shot, tungsten-polymer shot, tungsten-matrix shot, tungsten-iron shot, tin shot, or bismuth shot.

**NRR** refers to the Department of Natural Resources and Renewables.

**Partner** A person who wishes to set and tend traps of a licensed Furharvester must notify NRR, in writing, of their partnership and must also hold their own valid Furharvester Licence.

To snare bear in partnership with another person, both individuals must possess a valid Resident Bear Snaring Licence and the partnership must be documented, in writing, with NRR.

A named partner may tend bear snares set by their partner if they carry their partner's Resident Bear Snaring Licence with them. If successful, the partner must also complete the necessary tagging requirements on behalf of their partner in accordance with the Bear Harvesting Regulations.

**Protected** as applied to wildlife, means protected through the year or for any open or closed season, pursuant to the Wildlife Act or the regulations.

**Rat trap** means a trap originally designed to kill house rats (*Rattus norvegicus*).

**Resident** at any time means a person permanently or ordinarily a resident in the province for the two (2) months immediately preceding that time and includes:

- an officer of the diplomatic or consular service of a foreign country stationed within the province;
- a member of the Royal Canadian Mounted Police or the Canadian Armed Forces stationed or born in the province;
- a person born in the province and the owner of real property in the province.

**Senior citizen** means a resident who has reached the age of 65.

**Small game** means snowshoe hare, all gallinaceous birds and game birds.

**Trail** means a hiking or walking trail that is both managed by a registered public body and marked with signs that prohibit trapping within 15 m of the travelled surface of the trail.

**Vendor** means a person or company who has been appointed a vendor of licences or permits by the Minister of NRR.

**Weapon** means a firearm, a crossbow or a bow.

**Wildlife** means vertebrates that, in their natural habitat, are usually wild by nature and includes

- domestic organisms that are physically similar to their wild counterparts,
- exotic wildlife,
- hybrid descendants of wildlife or of wildlife and a domestic organism,
- the eggs, sperm or embryos of wildlife, and
- any other organism designated as wildlife by the Governor in Council in accordance with this Act and the regulations;

**Wildlife habitat** means any water or land where wildlife may be found and the roads and highways thereon.

**Wildlife Habitat Stamp** constitutes the base licence which is required to hunt or trap/snare all wildlife species including snowshoe hare (rabbits) and "other harvestable wildlife."

**Woods operation** means any of the following sites when workers are present on the site: (i) a tree plantation, (ii) a Christmas tree management area, (iii) a special forestry study area, (iv) an area where activity is taking place on woodlands for the purpose of harvesting forest products or for silviculture.



## Clubs

### **The Nova Scotia Federation of Anglers and Hunters**

PO Box 654, Halifax, NS, B3J 2T3

**Phone:** 902-477-8898

**Fax:** 902-444-3883

**Email:** fedpres@nsfah.ca [nsfah.com](http://nsfah.com)

### **All Terrain Vehicle Association of Nova Scotia (ATVANS)**

PO Box 46020, Novalea RPO

Halifax, NS, B3K 5V8

**Phone:** 1-877-288-4244

**Email:** execdirector@atvans.org [www.atvans.org](http://www.atvans.org)

### **Archers Association of Nova Scotia (AANS)**

C/O Sport Nova Scotia

5516 Spring Garden Road, 4th Floor, Halifax, NS, B3J 1G6

**Phone:** 902-425-5450 ext. 371

**Email:** rfrancis@sportnovascotia.ca [www.archeryns.ca](http://www.archeryns.ca)

### **Bluenose Longbeards – CWTF**

**Email:** membership@CWTF.ca [www.facebook.com/BNLBCWTF](http://www.facebook.com/BNLBCWTF)

### **Bowhunters Association of Nova Scotia**

C/O President John Landry, PO Box 705

Lower Sackville, NS, B4C 3J1

**Email:** john.landry@ppg.ca

[bowhuntersns.com](http://bowhuntersns.com)

### **Bowhunters Instructors Association of Nova Scotia**

6 Frederick Drive, Eastern Passage, NS, B3G 1K3

**Phone:** 902-430-6957

**Email:** philsarchery@ns.sympatico.ca

### **Traditional Archers Association of Nova Scotia (TAANS)**

PO Box 353, Musquodoboit Harbour, NS, B0J 2L0

[facebook.com/groups/127548800721027](https://facebook.com/groups/127548800721027)

### **Conservation Enforcement Officers Association of Nova Scotia**

C/O President, PO Box 190, Windsor, NS, B0N 2T0

Email: [stedmps@gov.ns.ca](mailto:stedmps@gov.ns.ca)

### **Delta Waterfowl Association**

Dave Bishop

Phone: 705-818-9434

Email: [dbishop@deltawaterfowl.org](mailto:dbishop@deltawaterfowl.org)  
[deltawaterfowl.org](http://deltawaterfowl.org)

### **Nova Scotia Guides Association**

396 Hibernia Road, South Brookfield, NS, B0T 1X0

Phone: 902-682-2782

[nsguides.ca](http://nsguides.ca)

### **Nova Scotia Houndsmen Association**

(West Pictou Cat & CHC) Tom Matheson

Phone: 902-485-5634

Email: [tmatheson@tncweb.ca](mailto:tmatheson@tncweb.ca)

### **The Big Game Society of Nova Scotia**

PO Box 305, Windsor, NS, B0N 2T0

Phone: 902-798-4036

Email: [mattmcmasters@hotmail.com](mailto:mattmcmasters@hotmail.com)

[biggamesocietyofns.com](http://biggamesocietyofns.com)

### **Trappers Association of Nova Scotia (TANS)**

PO Box 1967, Lunenburg, NS, B0J 2C0

Phone/fax: 902-689-2528

Email: [trappersassociationns@gmail.com](mailto:trappersassociationns@gmail.com)

[trappersassociationofnovascotia.ca/](http://trappersassociationofnovascotia.ca/)

### **Women That Hunt**

Upper Brookfield Road, Brookfield, NS, B0N 1C0

Email: [info@womenthathunt.com](mailto:info@womenthathunt.com)

[womenthathunt.com](http://womenthathunt.com)

# Department of Natural Resources and Renewables local offices

## **Annapolis** Lawrencetown Office

Box 130, 108 Elliott Road, Lawrencetown, B0S 1M0. 902-584-2229.

## **Antigonish** Antigonish Office

190 Beech Hill Road, Beech Hill, B2G 0B4. 902-863-4513.

## **Cape Breton** Coxheath Office

300 Mountain Road, Sydney, B1L 1A9. 902-563-3370.

## **Colchester** Bible Hill Office

626 College Road, Bible Hill, B2N 2R2. 902-893-5620.

## **Cumberland**

**Oxford Office** 4917 Main Street, Oxford, B0M 1P0. 902-447-2115.

**Parrsboro Office**, 12057 Hwy 209 Crossroads, Parrsboro, B0M 1S0.  
902-254-3241.

## **Digby** Cornwallis Office

173 Haida Street, Cornwallis, B0S 1S0. 902-638-2385.

## **Guysborough**

**Guysborough Office** 11210 Hwy 16, Boylston, B0H 1G0. 902-533-3503.

**Stillwater/St. Mary's Office** 9240 Hwy 7, R.R. #2, Aspen, B0H 1E0.  
902-522-2024.

## **Halifax**

**Waverley Office** 2115 Waverley Road, Waverley, B2R 1Y8. 902-861-2560.

**Sheet Harbour Office**, 22835 Hwy 7, Sheet Harbour, B0J 3B0.  
902-885-2377

**Jeddore Office** 9029 #7 Hwy, Head of Jeddore, B0J 1P0. 902-889-2332.

**Middle Musquodoboit Office** 12086 Hwy 224, Middle Musquodoboit,  
B0N 1X0. 902-384-2290.

## **Hants**

**Windsor Office** 55 Wentworth Road., Box 190, Windsor, BON 2T0.  
902-798-2016.

## **Inverness Whycocomagh Office**

110 Provincial Park Road, Box 130, Whycocomagh, BOE 3M0.  
902-756-2339.

## **Kings Kentville Office**

Provincial Building, 136 Exhibition Street, Kentville, B4N 4E5.  
902-679-6097.

## **Lunenburg**

312 Green Street, PO Box 6000, Lunenburg, B0J 2C0. 902-634-7555.

## **Pictou McLellan's Brook Office**

459 Coalburn/McLellan's Brook Road, RR 4, New Glasgow, B2H 5C7.  
902-922-4020.

## **Queens Milton Office**

552 Main Street, Box 190, Milton, BOT 1P0. 902-354-3462.

## **Richmond St. Peter's Office**

Provincial Building, 10258 Grenville Street, Box 363, St. Peters, BOE 3B0.  
902-535-2032.

## **Shelburne Churchover Office**

91 Gouldens Lane, Box 369, Churchover, Shelburne County, BOT 1W0.  
902-875-2501.

## **Victoria**

**Baddeck Office** Provincial Building, 2 Campbell Street, Box 610,  
Baddeck, BOE 1B0. 902-295-2554.

**Baddeck Depot** 8346 Shore Road, Baddeck. 295-2300.

## **Yarmouth Tuskett Office**

Box 99, 404 Hwy, 308 North, Tuskett, B0W 3M0. 902-648-3540.


















**Affix  
Sufficient  
Postage**



0194803299-B4N4E5-BR01

**Wildlife Division**  
136 Exhibition Street  
Kentville  
Nova Scotia  
B4N 4E5

# Deer Hunting Report Form 2023

Reporting **ONLINE** is easy! [novascotia.ca/natr/harvests](http://novascotia.ca/natr/harvests) . You **MUST** report online or at a deer registration station if you harvested a deer.

If you did not hunt or did not harvest a deer, complete this paper form OR report online. You are required by law to submit a report for every Deer Hunting Licence you hold. General and Muzzleloader by December 16, 2023 and Archery by December 23, 2023.

Wildlife Resources Card # \_\_\_\_\_ / \_\_\_\_\_ / \_\_\_\_\_ Email \_\_\_\_\_

**Check all that apply:**

- I held a 2023 (General) Hunting Stamp for which   
  I did not harvest a deer   
  I did not hunt  
 I held a 2023 (Archery and Muzzleloader) Hunting Stamp for which   
  I did not harvest a deer   
  I did not hunt

Licence type	Deer Management Zone	County	Number of hours hunted with each weapon					Check all methods used		Abundance (0-4) 0 = none 4 = very high
			Rifle	Shotgun	Bow	Crossbow	Muzzleloader			
<input type="checkbox"/> Arch/Muzz <input checked="" type="checkbox"/> General	103	Hfx	15	6				<input checked="" type="checkbox"/> Tree stand <input type="checkbox"/> Still hunting	<input checked="" type="checkbox"/> Ground blind <input type="checkbox"/> Bait	2
<input type="checkbox"/> Arch/Muzz <input type="checkbox"/> General								<input type="checkbox"/> Tree stand <input type="checkbox"/> Still hunting	<input type="checkbox"/> Ground blind <input type="checkbox"/> Bait	
<input type="checkbox"/> Arch/Muzz <input type="checkbox"/> General								<input type="checkbox"/> Tree stand <input type="checkbox"/> Still hunting	<input type="checkbox"/> Ground blind <input type="checkbox"/> Bait	
<input type="checkbox"/> Arch/Muzz <input type="checkbox"/> General								<input type="checkbox"/> Tree stand <input type="checkbox"/> Still hunting	<input type="checkbox"/> Ground blind <input type="checkbox"/> Bait	

**Observations:** Provide your observations of the number of: Does \_\_\_\_\_ Fawns \_\_\_\_\_ Bucks \_\_\_\_\_



---

---

---

---

**Affix  
Sufficient  
Postage**



0194803299-B4N4E5-BR01

**Wildlife Division**  
136 Exhibition Street  
Kentville  
Nova Scotia  
B4N 4E5

# Bear Hunting Report Form 2023

Wildlife Resources Card number \_\_\_\_\_ / \_\_\_\_\_ / \_\_\_\_\_

Email \_\_\_\_\_

Bear Hunting Stamp number 23- \_\_\_\_\_

Did you hunt bear in 2022?  Y  N Did you kill a bear in 2023?  Y  N

In which counties did you hunt bear?	Hours spent hunting with a rifle/shotgun	Hours spent hunting with a bow	Hours spent hunting with a crossbow	Hours spent hunting with a muzzleloader

Harvest information Sex  M  F Bear killed with  Bow  Crossbow  
 Rifle/shotgun  Muzzleloader

County of kill \_\_\_\_\_ Date of kill dd/mm/yy \_\_\_\_\_ / \_\_\_\_\_ / \_\_\_\_\_

Hunter's name *please print* \_\_\_\_\_ Hunter's signature \_\_\_\_\_

Guide's name *please print* \_\_\_\_\_ Guide's signature *required for non-residents* \_\_\_\_\_

All holders of a Bear Hunting Licence are required by law to report even if you did not hunt. [novascotia.ca/natr/harvests](http://novascotia.ca/natr/harvests)

## Based on your observations

How plentiful do you feel bear are in your area?

- No opinion       Low       High  
 None       Medium       Very high

Indicate the minimum number you observed:

Cubs \_\_\_\_\_ Sows \_\_\_\_\_


Yearlings \_\_\_\_\_ Sows with cubs \_\_\_\_\_

Adults \_\_\_\_\_ Yearlings with sows \_\_\_\_\_

**Biological information:** If you harvest a bear, you are required to submit the lower jaw (or skull) to DNRR by December 23, 2023. Your bear age will be available the following October.



Fold and tape closed before mailing.



**Affix  
Sufficient  
Postage**



0194803299-B4N4E5-BR01

**Wildlife Division**  
136 Exhibition Street  
Kentville  
Nova Scotia  
B4N 4E5



# Furharvesters Report Form 2023–24

**IMPORTANT:** You are required to report by **April 15** even if you did not trap.

Report online at [novascotia.ca/natr/harvests](https://novascotia.ca/natr/harvests) or submit this report to the DNRR office where licence was purchased.

Check this box if you held a licence but did not trap or snare      Wildlife Resources Card number \_\_\_\_\_ / \_\_\_\_\_ / \_\_\_\_\_

**Indicate number of sets, trap nights, and animals harvested by county below**

Species	County					County					County				
	No. killed	No. set	Nights trapped	Kept <sup>1</sup>	Turned in <sup>2</sup>	No. killed	No. set	Nights trapped	Kept <sup>1</sup>	Turned in <sup>2</sup>	No. killed	No. set	Nights trapped	Kept <sup>1</sup>	Turned in <sup>2</sup>
Beaver															
Muskrat															
Otter															
Mink															
Bobcat <sup>4</sup>															
Fox															
Raccoon															
Skunk															
Squirrel															
Weasel															
Coyote															
Lynx <sup>3</sup>															
Marten <sup>3</sup>															
Fisher <sup>4</sup>															
Other (specify)															

**"No. set"** means the number of traps/snares set. If you don't have exact numbers, give closest approximation. The same applies to number of **"Nights trapped."** ***This data is important to help manage furbearers in Nova Scotia, and biologists to calculate trap nights and catch effort.***

- <sup>1</sup> **"Kept"**: furbearers/pelts you wish to retain in your possession after April 15
- <sup>2</sup> **"Turned in"**: pelts, over-the-bag limit, or accidentally caught and turned into NRR office
- <sup>3</sup> Lynx and marten are completely protected in Nova Scotia. Any accidentally harvested (or other species captured in excess of bag limits) and which could not be released must be reported on the Accidental Harvest Form and turned into a local NRR office.
- <sup>4</sup> Bobcat and fisher are mandatory carcass submissions this year.


From your observations, how plentiful the following are in the county you spent the most time trapping/snaring  
 N No opinion 0 None 1 Low 2 Medium 3 High 4 Very high

Beaver	Raccoon	Marten	
Muskrat	Skunk	Fisher	
Otter	Squirrel	Black Bear	
Mink	Weasel	Snowshoe Hare	
Bobcat	Coyote		
Fox	Lynx		

Hunter's name *please print* \_\_\_\_\_

E-mail *please print* \_\_\_\_\_





**Affix  
Sufficient  
Postage**



0194803299-B4N4E5-BR01

**Wildlife Division**  
136 Exhibition Street  
Kentville  
Nova Scotia  
B4N 4E5





Participation status			
Species hunted	Did not hunt	Hunt with no kill	Hunt with kill
Grouse/pheasant/hare			
Woodcock/snipe			
Ducks			
Geese			

Enter the number of hours spent hunting each of the following				
Species hunted	County	Hours	County	Hours
Ruffed Grouse				
Pheasant				
Hare rabbits – hunting				
Hare rabbits – snaring				
Hare rabbits – snaring*				
Woodcock				
Snipe				
Geese				
Ducks in fresh water				
Ducks in salt water				
Ducks in salt marsh				
Ducks on agricultural land				

\* Snaring hare with Wildlife Habitat Stamp only

Abundance estimates for upland game				
County	Ruffed Grouse	Pheasants	Snowshoe Hare	
<b>Abundance estimates key</b> N No opinion 0 None 1 Low 2 Medium 3 High 4 Very high				

Counties key				
--------------	--	--	--	--

Annapolis	<b>AS</b>	Guysborough	<b>G</b>	Pictou	<b>P</b>
Antigonish	<b>A</b>	Halifax	<b>HX</b>	Queens	<b>Q</b>
Cape Breton	<b>CB</b>	Hants	<b>H</b>	Richmond	<b>R</b>
Colchester	<b>CO</b>	Inverness	<b>I</b>	Shelburne	<b>S</b>
Cumberland	<b>C</b>	Kings	<b>K</b>	Victoria	<b>V</b>
Digby	<b>D</b>	Lunenburg	<b>L</b>	Yarmouth	<b>Y</b>

You **must report by March 15** at [novascotia.ca/natr/harvests](https://novascotia.ca/natr/harvests) or mail this completed form after your final hunting day of the season.

**Wildlife Resources Card #** \_\_\_\_\_ / \_\_\_\_\_ / \_\_\_\_\_

**Email** \_\_\_\_\_

Record your harvest here				
Species hunted	Enter counties hunted and harvest in each			
	County	Qty	County	Qty
Ruffed Grouse				
Pheasant				
Hare rabbits – hunted				
Hare rabbits – snared				
Hare rabbits – snared*				
Woodcock				
Snipe				
Brant Goose				
Canada Goose				
Snow Goose				
Common Mersanger				
Red-breasted Mersanger				
Hooded Mersanger				
Mallard				
Black Duck				
Gadwall				
Wigeon				
Green Winged Teal				
Blue Winged Teal				
Shoveler				
Northern Pintail				
Wood Duck				
Scaup (Bluebill)				
Ring-necked Duck				
Golden-eye (Whistler)				
Bufflehead				
Long-tailed Duck				
Common Eider				
Common, black Scoter				
Surf Scoter				
Ruddy Duck				
Duck, Unclassified				

\* Snaring hare with Wildlife Habitat Stamp only