



Registry of Buyers of Primary Forest Products

2018 CALENDAR YEAR



COVER PHOTO: Dave's Lumber Ltd

(Back row, l to r) Bobby Stanton, Michael Cormier and Brandon Bell, *(Front row, l to r)* KJ Emery, Dave Emery (co-owner), Dave Wilson (co-owner), Nolan Emery, Steve Rose and Lance Emery. Dave's Lumber Ltd is located in Central West River, Pictou County. This hemlock sawmill was established in 1994 with 8 to 9 employees. It produces square timbers, one- and two-inch boards, as well as decking and siding. The secondary products, wood chips and hog fuel, are sold to pulp mills, and the sawdust is sold to pellet plants.

© Crown copyright, Province of Nova Scotia, 2019

Registry of Buyers of Primary Forest Products

2018 Calendar Year

Department of Lands and Forestry

June, 2019

ISBN 978-1-55457-974-7

REPORT FOR 2019-001

Table of Contents

Foreword.....	5
NOVA SCOTIA REGISTRY OF BUYERS	
Summary – 2018.....	6
Summary of Businesses by Type.....	7
Total Harvest Volume	7
Provincial Harvest	8
Primary Forest Product Exports	8
Provincial Harvest Volume History	9
Total Provincial Harvest	10
Total Crown Tenure Harvest	11
Total Industrial Tenure Harvest	12
Total Private Tenure Harvest	13
Total Federal Tenure Harvest.....	14
Businesses by Acquisition Class	
Sawmills.....	15
Wood Export.....	18
Firewood Sales	19
Fuel Chips Sales	19
Log Homes.....	20
Poles/Post Plants.....	20
Pulp/Paper/Hardboard Mills.....	20
Energy Generation	21
Pellet Plants.....	21
Provincial Lumber Production	22
Provincial Secondary Forest Product Volume.....	23
Registered Buyers	
by Business Type and County.....	24
by Business Type	25
by Volume Acquisition Class	25
by Region	26
Primary Forest Product Harvest by Business Class.....	26
Provincial Harvest Volume by Species and Use	27
Crown Tenure Harvest Volume	27
Industrial Tenure Harvest Volume	28
Private Tenure Harvest Volume	28
Federal Tenure Harvest Volume	29
Provincial Primary Forest Product Harvest by Land Tenure	29
Primary Forest Products	
Imported by Point of Origin.....	30
Exported by Destination.....	30
Harvest by Region and Species.....	31
Harvest by Tenure and Species	31
Exported by Region and Species.....	32
Exported by Region and Tenure.....	32
Exported by Tenure and Species	33

Harvest Level History (1937 to 2018)	33
Primary Forest Product Volumes History (2013 to 2018)	34
Primary Forest Product Volumes History (1992 to 2018)	34
Sawmill Production in Nova Scotia (1967 to 2018)	35
Pulp and Paper Production in Nova Scotia (2002 to 2018)	35

WOOD ACQUISITION PLAN PROGRAM

Summary – 2018.....	36
WAP Requirements and Silviculture Completed by Tenure and Species	37
Harvest Requiring Silviculture by Tenure and Species	37
Percent of Primary Forest Products Harvested Requiring WAP Silviculture.....	38
2018 Registered Buyers with Approved Wood Acquisition Plans.....	38
Summary of Completed Silviculture	39
Percentage of Silviculture Credits Claimed by Treatment Category.....	39
Summary of Completed Silviculture	
by Species Type and Credit Value	40
by Category and Tenure Class	40
by Category and Tenure Class	41
Percentage Total Area of Completed Silviculture by Tenure and Species.....	41

APPENDICES

Appendix 1 Primary Forest Products Definitions	i
Appendix 2 Secondary Forest Products Definitions.....	ii
Appendix 3 Frequently Asked Questions	iii

Foreword

For more than 60 years, the Department of Lands and Forestry has been compiling data on harvest volumes and secondary forest products. This data provides a picture of harvest and market trends over a long period of time. In today's forest management environment, data is required at a greater level of accuracy and reliability, and in a timely manner. This report provides the volumes extracted from Nova Scotia forests categorized by county and ownership. This data is necessary for annual harvest level reporting.

The Department of Lands and Forestry has been operating the Registry of Buyers since 1998. The registry provides the forest use and management information required now and in the future. In addition to providing forest harvest information, the registry serves as the focal point or link among the various initiatives that are part of the broader forest management process.

The registry collects reliable data pertaining to acquisition of primary forest products, export/import of primary forest products, and generation of secondary forest products. The data collected by the registry also allows the Department of Lands and Forestry to estimate future demand for primary forest products and to ensure the sustainability of forest harvests. The information compiled through the registry is used by the Department of Lands and Forestry to understand regional primary forest product demand and supply, estimate and monitor sustainable harvest levels, determine long-term resource management needs, and identify forest product and value-added development opportunities.

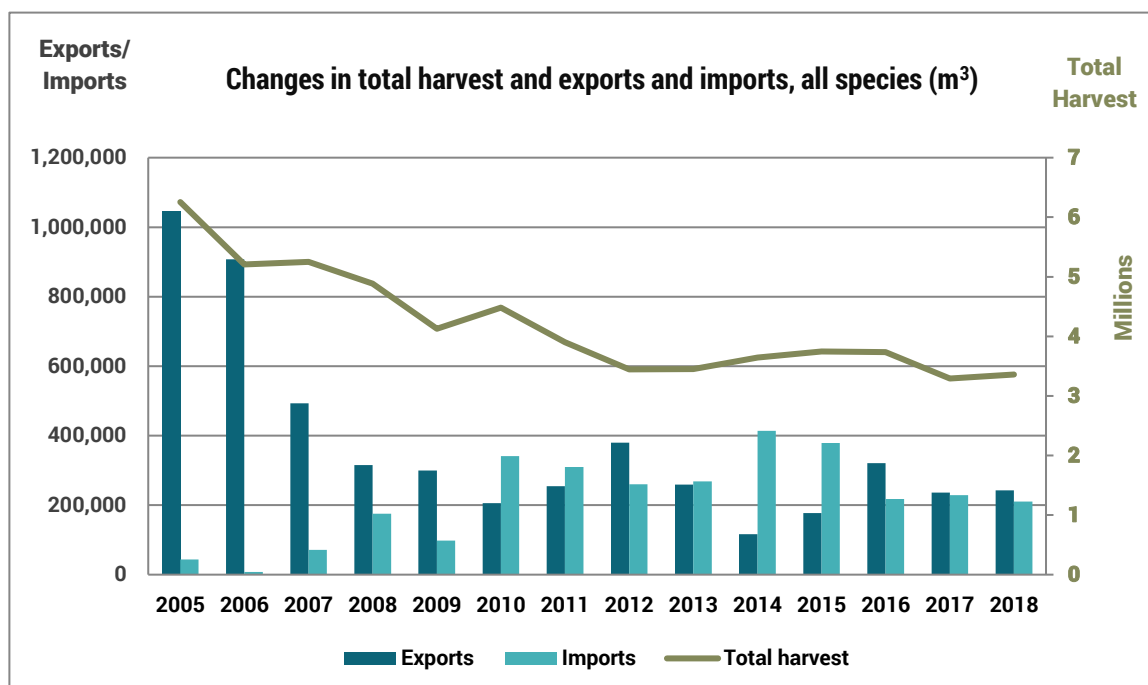
Adjustments to the 2018 report format this year include additional charts and a Frequently Asked Questions section in the Appendix. The goal of these changes is to provide more readily accessible information on trends and address questions that come up in recent years.

NOVA SCOTIA REGISTRY OF BUYERS

Summary – 2018

The total reported provincial harvest for 2018 was 3,359,872 cubic metres of solid wood. Of this amount, 81% or 2,708,426 cubic metres were softwood species. The total volume of wood acquired for export was reported to be 242,193 cubic metres, or 7% of the total harvest. The total volume of wood imported for use in Nova Scotia was reported to be 210,677 cubic metres, or 6% of the total wood consumed in Nova Scotia.

The provincial harvest for 2018 shows an increase of 2% compared to the 2017 harvest of 3,292,525 cubic metres.



The volumes reported to the Registry as acquired for energy generation includes only primary solid wood delivered from the forest and first used as a fuel. It does not include any amounts of wood wastes or bark fuel acquired from other Nova Scotia Buyers and manufacturers or imported into Nova Scotia.

Statistical returns were received from 158 Registered Buyers and there were 2 non-compliant buyers in 2018 at the time of the report in which the volume was estimated based on last years numbers. Of the 160 buyers, 129 were reported to be active in the 2018 calendar year.

If you have any questions or comments about this report, contact the Registry of Buyers at REGBUYER@novascotia.ca

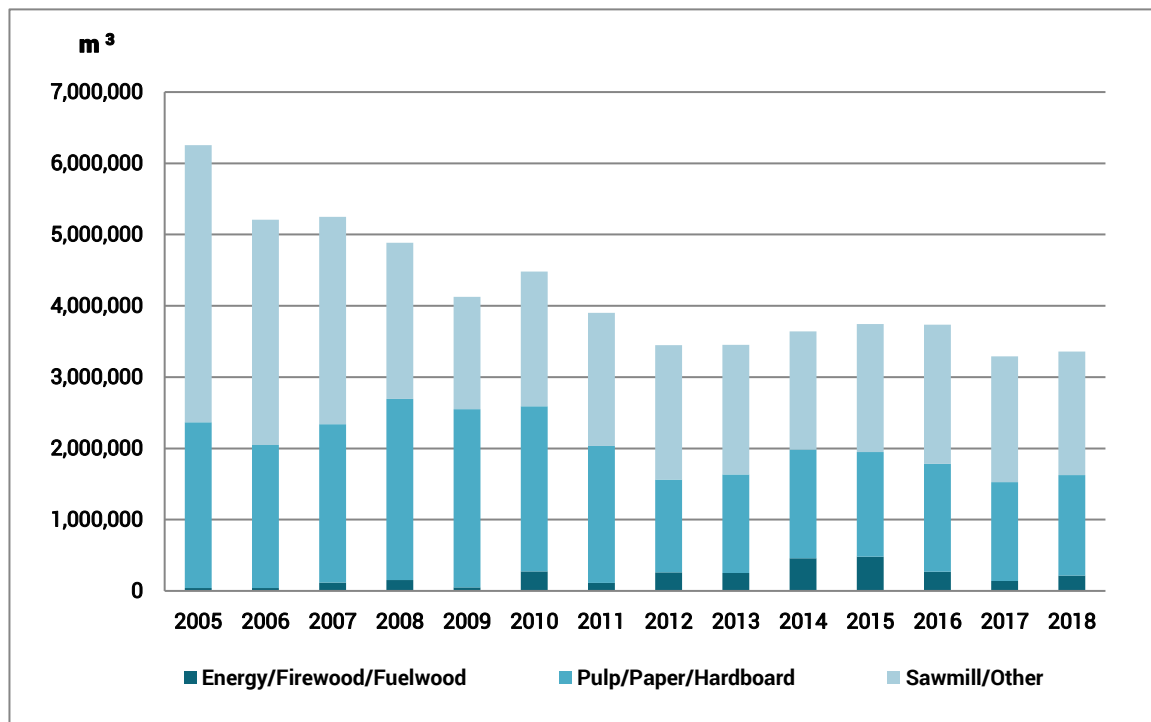
Summary of Businesses

by Primary Business Type

BUSINESS TYPE	2014	2015	2016	2017	2018
Sawmill	123	117	118	116	110
Pulp/Paper/Hardboard	2	3	3	3	3
Energy Generation	4	3	3	4	4
Wood Export	12	10	19	18	18
Firewood Sales	20	19	11	18	16
Other	11	10	9	8	9
TOTAL NUMBER of Buyers	172	162	163	167	160

Total Harvest Volume

by Product Type



Provincial Harvest

by Primary Forest Product and Species Type

PRODUCT	Percent of Total Harvest	Hardwood m ³ solid	Softwood m ³ solid	Total m ³ solid
Firewood	2%	50,488	86	50,574
Fuelwood	1%	14,873	3,760	18,633
Energy Wood	4%	59,508	87,919	147,427
Posts/Rails, House Logs	<1%	-	1,799	1,799
Pulpwood	42%	480,752	926,861	1,407,613
Studwood/Sawlogs	51%	45,539	1,687,977	1,733,516
OSB Wood/Veneer Logs	<1%	286	24	310
TOTALS	100%	651,446	2,708,426	3,359,872

Primary Forest Product Exports

by Primary Forest Product and Species Type

PRODUCT	Percent of Total Export	Hardwood m ³ solid	Softwood m ³ solid	Total m ³ solid
Firewood	-	-	-	-
Fuelwood	2%	4,896	-	4,896
Energy Wood	-	-	-	-
Posts/Rails, House Logs	-	-	-	-
Pulpwood	77%	187,171	78	187,249
Studwood/Sawlogs	21%	45,115	4,763	49,878
OSB Wood/Veneer Logs	<1%	170	-	170
TOTALS	100%	237,352	4,841	242,193

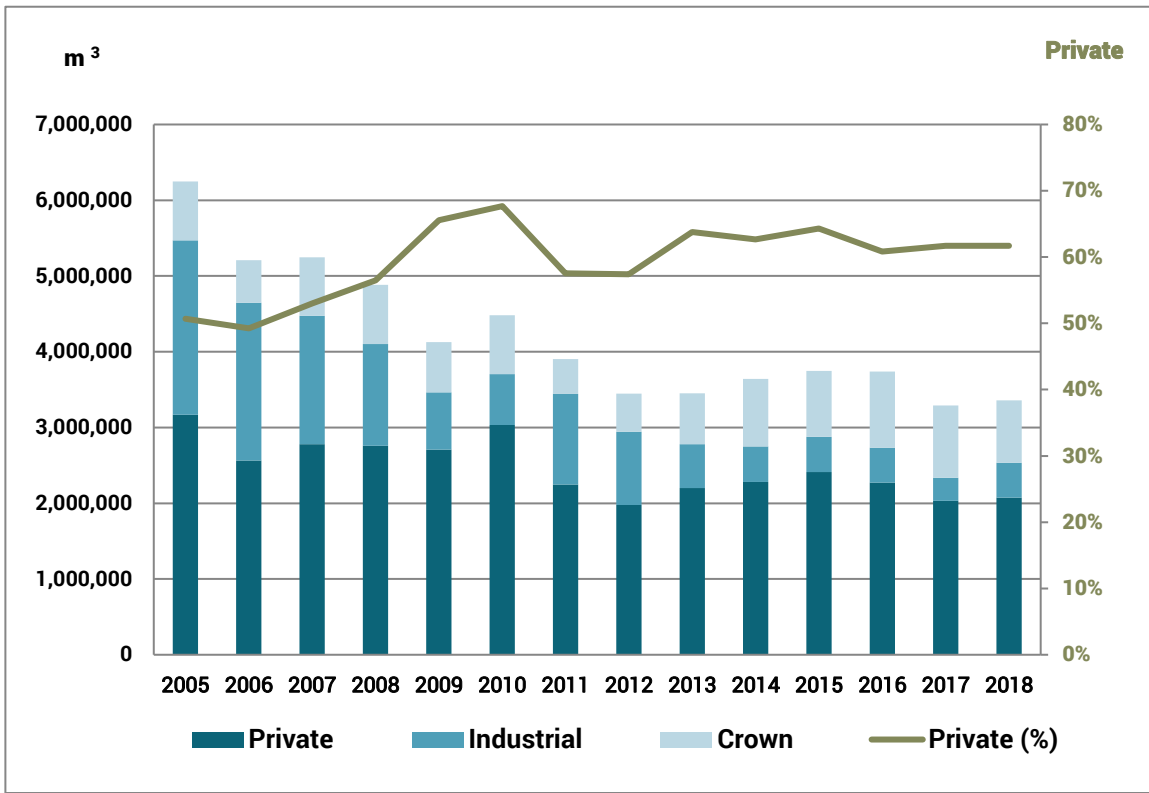
NOTE:

The volume of firewood harvest included in this report reflects only the amount acquired by registered commercial firewood businesses. Firewood businesses acquiring less than 1000 m³ are not required to register.

However, through review of the Statistics Canada 2011 Census; The Statistics Canada Households and the Environment Survey, 2013; and the NS Dept. of Energy, Thinkwell Customer Behavior Study, 2008; the Department of Lands and Forestry estimates that as much as 444,000 cubic metres is used as a household energy source on an annual basis in Nova Scotia.

Provincial Harvest Volume History

by Tenure (m³)



NOTES: "Tenure" in this report means land ownership.
The Crown volume number includes Federal volume.

Total Provincial Harvest

by County of Origin, Species and Use

COUNTY	Percent of Harvest	Species Type	Provincial m ³ solid	Export m ³ solid	Total m ³ solid
Annapolis	5%	S	119,602	-	119,602
		H	29,472	6,115	35,587
Antigonish	4%	S	113,547	-	113,547
		H	24,717	3,743	28,460
Cape Breton	3%	S	98,046	-	98,046
		H	3,012	-	3,012
Colchester	10%	S	239,565	-	239,565
		H	48,129	32,110	80,239
Cumberland	17%	S	391,990	1,533	393,523
		H	91,308	78,213	169,521
Digby	5%	S	179,389	-	179,389
		H	4,572	-	4,572
Guysborough	8%	S	207,120	-	207,120
		H	22,831	26,237	49,068
Hants	5%	S	136,627	-	136,627
		H	27,383	18,940	46,323
Halifax	5%	S	155,161	-	155,161
		H	16,343	12,057	28,400
Inverness	4%	S	121,827	-	121,827
		H	7,206	9,628	16,834
Kings	3%	S	70,670	3,264	73,934
		H	33,184	2,331	35,515
Lunenburg	8%	S	215,188	-	215,188
		H	34,605	9,019	43,624
Pictou	8%	S	205,817	44	205,861
		H	37,279	25,638	62,917
Queens	6%	S	174,658	-	174,658
		H	21,841	13,321	35,162
Richmond	2%	S	67,356	-	67,356
		H	1,963	-	1,963
Shelburne	1%	S	21,992	-	21,992
		H	3,932	-	3,932
Victoria	4%	S	135,399	-	135,399
		H	3,595	-	3,595
Yarmouth	2%	S	49,631	-	49,631
		H	2,722	-	2,722
TOTAL	100%	S	2,703,585	4,841	2,708,426
		H	414,094	237,352	651,446
GRAND TOTAL			3,117,679	242,193	3,359,872

Total Crown Tenure Harvest

by County of Origin, Species and Use

COUNTY	Percent of Harvest	Species Type	Provincial m ³ solid	Export m ³ solid	Total m ³ solid
Annapolis	8%	S	45,088	-	45,088
		H	12,753	6,073	18,826
Antigonish	4%	S	26,418	-	26,418
		H	3,051	1,236	4,287
Cape Breton	1%	S	9,418	-	9,418
		H	174	-	174
Colchester	5%	S	24,293	-	24,293
		H	2,901	10,494	13,395
Cumberland	4%	S	21,260	-	21,260
		H	11,753	988	12,741
Digby	2%	S	13,878	-	13,878
		H	173	-	173
Guysborough	14%	S	91,189	-	91,189
		H	3,909	19,042	22,951
Hants	2%	S	12,055	-	12,055
		H	1,103	2,495	3,598
Halifax	5%	S	35,838	-	35,838
		H	2,285	2,659	4,944
Inverness	8%	S	65,784	-	65,784
		H	564	357	921
Kings	1%	S	3,350	-	3,350
		H	1,047	121	1,168
Lunenburg	6%	S	28,655	-	28,655
		H	11,132	6,414	17,546
Pictou	8%	S	51,071	-	51,071
		H	5,160	8,070	13,230
Queens	15%	S	94,629	-	94,629
		H	14,141	12,175	26,316
Richmond	3%	S	27,460	-	27,460
		H	1,148	-	1,148
Shelburne	1%	S	8,941	-	8,941
		H	3,075	-	3,075
Victoria	14%	S	114,397	-	114,397
		H	153	-	153
Yarmouth	1%	S	6,482	-	6,482
		H	680	-	680
TOTAL	100%	S	680,206	-	680,206
		H	75,202	70,124	145,326
GRAND TOTAL			755,408	70,124	825,532

NOTE: "Tenure" in this report means land ownership.

Total Industrial Tenure Harvest

by County of Origin, Species and Use

COUNTY	Percent of Harvest	Species Type	Provincial m ³ solid	Export m ³ solid	Total m ³ solid
Annapolis	2%	S	7,248	-	7,248
		H	5	-	5
Antigonish	<1%	S	382	-	382
		H	-	-	-
Cape Breton	0%	S	-	-	-
		H	-	-	-
Colchester	23%	S	68,328	-	68,328
		H	23,104	12,206	35,310
Cumberland	37%	S	120,717	34	120,751
		H	14,378	34,690	49,068
Digby	<1%	S	1,581	-	1,581
		H	-	-	-
Guysborough	2%	S	10,185	-	10,185
		H	647	447	1,094
Hants	11%	S	45,371	-	45,371
		H	3,919	732	4,651
Halifax	17%	S	66,162	-	66,162
		H	6,438	6,278	12,716
Inverness	0%	S	-	-	-
		H	-	-	-
Kings	<1%	S	-	-	-
		H	34	-	34
Lunenburg	2%	S	9,683	-	9,683
		H	20	-	20
Pictou	3%	S	11,541	44	11,585
		H	1,429	464	1,893
Queens	2%	S	9,376	-	9,376
		H	39	-	39
Richmond	0%	S	-	-	-
		H	-	-	-
Shelburne	1%	S	4,141	-	4,141
		H	-	-	-
Victoria	0%	S	-	-	-
		H	-	-	-
Yarmouth	<1%	S	396	-	396
		H	-	-	-
TOTAL	100%	S	355,111	78	355,189
		H	50,013	54,817	104,830
GRAND TOTAL			405,124	54,895	460,019

NOTE: "Tenure" in this report means land ownership.

Total Private Tenure Harvest

by County of Origin, Species and Use

COUNTY	Percent of Harvest	Species Type	Provincial m ³ solid	Export m ³ solid	Total m ³ solid
Annapolis	4%	S	67,266	-	67,266
		H	16,714	42	16,756
Antigonish	5%	S	86,432	-	86,432
		H	21,609	2,507	24,116
Cape Breton	4%	S	88,628	-	88,628
		H	2,838	-	2,838
Colchester	9%	S	146,944	-	146,944
		H	22,124	9,410	31,534
Cumberland	17%	S	250,013	1,499	251,512
		H	65,177	42,535	107,712
Digby	8%	S	163,930	-	163,930
		H	4,399	-	4,399
Guysborough	6%	S	105,746	-	105,746
		H	18,275	6,748	25,023
Hants	6%	S	79,201	-	79,201
		H	22,361	15,713	38,074
Halifax	3%	S	53,161	-	53,161
		H	7,620	3,120	10,740
Inverness	3%	S	56,043	-	56,043
		H	6,642	9,271	15,913
Kings	5%	S	67,311	3,264	70,575
		H	32,080	2,210	34,290
Lunenburg	10%	S	176,850	-	176,850
		H	23,453	2,605	26,058
Pictou	9%	S	143,205	-	143,205
		H	30,690	17,104	47,794
Queens	4%	S	70,653	-	70,653
		H	7,661	1,146	8,807
Richmond	2%	S	39,896	-	39,896
		H	815	-	815
Shelburne	<1%	S	8,910	-	8,910
		H	857	-	857
Victoria	1%	S	20,712	-	20,712
		H	3,442	-	3,442
Yarmouth	2%	S	42,753	-	42,753
		H	2,042	-	2,042
TOTAL	100%	S	1,667,654	4,763	1,672,417
		H	288,799	112,411	401,210
GRAND TOTAL			1,956,453	117,174	2,073,627

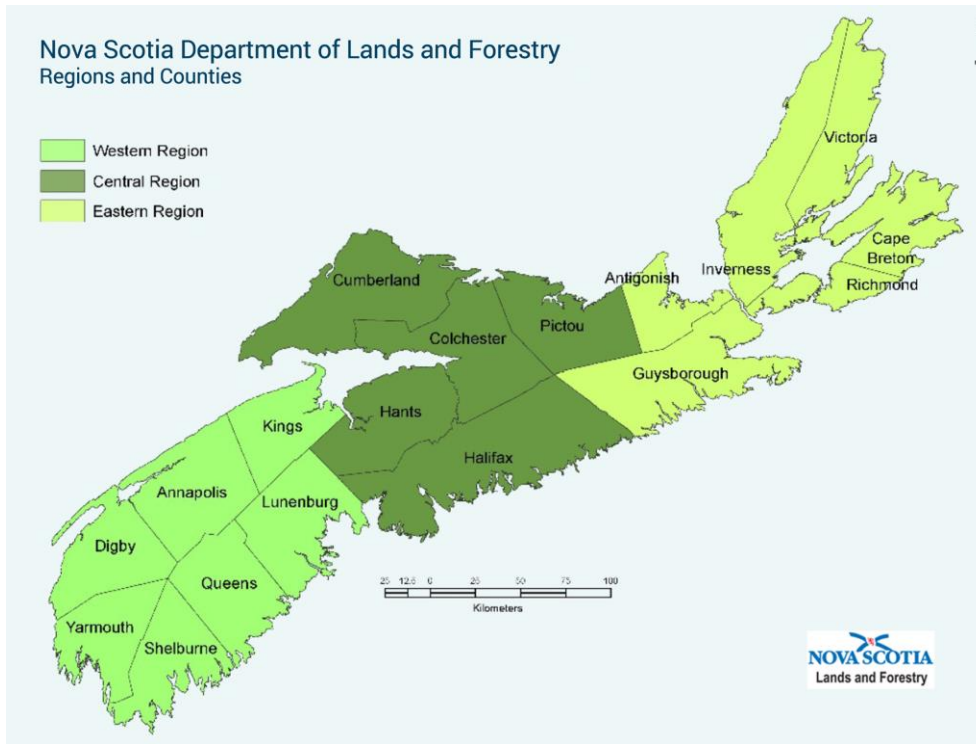
NOTE: "Tenure" in this report means land ownership.

Total Federal Tenure Harvest

by County of Origin, Species and Use

COUNTY	Percent of Harvest	Species Type	Provincial m ³ solid	Export m ³ solid	Total m ³ solid
Annapolis	0%	S	-	-	-
		H	-	-	-
Antigonish	53%	S	315	-	315
		H	57	-	57
Cape Breton	0%	S	-	-	-
		H	-	-	-
Colchester	0%	S	-	-	-
		H	-	-	-
Cumberland	0%	S	-	-	-
		H	-	-	-
Digby	0%	S	-	-	-
		H	-	-	-
Guysborough	0%	S	-	-	-
		H	-	-	-
Hants	0%	S	-	-	-
		H	-	-	-
Halifax	0%	S	-	-	-
		H	-	-	-
Inverness	0%	S	-	-	-
		H	-	-	-
Kings	5%	S	9	-	9
		H	23	-	23
Lunenburg	0%	S	-	-	-
		H	-	-	-
Pictou	0%	S	-	-	-
		H	-	-	-
Queens	0%	S	-	-	-
		H	-	-	-
Richmond	0%	S	-	-	-
		H	-	-	-
Shelburne	0%	S	-	-	-
		H	-	-	-
Victoria	42%	S	290	-	290
		H	-	-	-
Yarmouth	0%	S	-	-	-
		H	-	-	-
TOTAL	100%	S	614	-	614
		H	80	-	80
GRAND TOTAL			694	-	694

NOTE: "Tenure" in this report means land ownership.



Businesses by Acquisition Class

Sawmills

NOTE: Acquisition Classes are in m³ solid, based on wood of Nova Scotia Origin

Name	Location	County
Acquiring over 200,000 per year		
Harry Freeman & Son Ltd.	Greenfield	Queens
J.D. Irving – Truro Lumber	Valley	Colchester
Ledwidge Lumber Co. Ltd.	Enfield	Halifax
Scotsburn Lumber Ltd.	Scotsburn	Pictou
Acquiring 30,001 to 200,000 per year		
Elmsdale Lumber Co. Ltd.	Elmsdale	Hants
F.W. Taylor Lumber Ltd.	Middle Musquodoboit	Halifax
Groupe Savoie Westville Divison	Westville	Pictou
Lewis Mouldings & Wood Specialties	Weymouth	Digby
Acquiring 10,001 to 30,000 per year		
J.A. Turner & Sons (1987) Ltd.	West Northfield	Lunenburg
Turner and Turner Lumber Ltd.	Bridgewater	Lunenburg
Williams Brothers (2013) Ltd.	Barney’ s River	Pictou

Name	Location	County
Acquiring 3,001 to 10,000 per year		
A.F.T. Sawmill Ltd.	Meteghan River	Digby
Churchill Lumber	Pleasant Valley	Yarmouth
Dave's Lumber Ltd.	Pictou	Pictou
Elmer Lohnes Lumbering Ltd.	Wileville	Lunenburg
New Arbor Products Limited	Glenholme	Colchester
S.G. Levy & Sons	Wolfville	Kings
Acquiring 1,001 to 3,000 per year		
3282669 Nova Scotia Ltd.	Middle Musquodoboit	Halifax
Baddeck Valley Wood Producers	Baddeck	Victoria
Douglas and Charles Moore Lumber	North Sydney	Cape Breton
E & M Burgess Enterprises Ltd.	Newport Station	Hants
L.E. Elliott Lumber Ltd.	New Ross	Lunenburg
Lester D. Collicutt Lumber Ltd.	Chester	Lunenburg
Maurice Bruhm Ltd.	Mahone Bay	Lunenburg
Thomas Scott Lumber Ltd.	Barrington	Shelburne
Acquiring 1 to 1,000 per year		
Aubrey Conrad	Branch LaHave	Lunenburg
B.A. Fraser Lumber Ltd.	Magagree Valley	Inverness
Barry George	Christmas Island	Cape Breton
Barss Corner Lumber	New Germany	Lunenburg
Benjamin T. Otter	West Branch	Pictou
Bill Johns	Digby	Digby
Brad Lilly	Lawrencetown	Annapolis
Bras d'Or Mobile Milling Company Ltd.	Black Rock	Victoria
C. James Nickerson	Clyde River	Shelburne
Cecil MacLennan	Benacadie West	Cape Breton
Cogmagun Sawmilling	Centre Burlington	Hants
Conway Workshop Association	Digby	Digby
Doug's Portable Custom Sawing	Debert	Colchester
Edward Atwood	Barrington	Shelburne
Far East Enterprises	Antigonish	Antigonish
Fisherman's Choice Trap Builders	River John	Pictou
Forsyth & Forsyth Lumbering	Coldbrook	Kings
Frank and Jack Penny	Springfield	Annapolis
Fred Zwicker	Cambridge	Kings
Free Spirit Farm	Tatamagouche	Colchester
Garnett Davison	Newport	Hants
Gary LeBlanc Logging & Lumber	Church Point	Digby
Gerry Falconer	Scotsburn	Pictou
Glenn Spencer	Aylesford	Kings
Gordon Bezanson	New Chester	Guysborough
Greenwood Meadows Ltd.	Baddeck	Victoria
Hazeldale Milling & Trucking Ltd.	Little Narrows	Victoria
Hugh MacInnis Lumber Ltd.	Frenchvale	Cape Breton
James Johnson	East Mountain	Colchester
Jeffrey Robar	Chelsea	Lunenburg
Jody Davis	Shelburne	Shelburne

CONT' D

Name	Location	County
Acquiring 1 to 1,000 per year (cont'd)		
John and Everett Rand	Canning	Kings
Karl Dueck	Upper Kennetcook	Hants
Kyle Millett Logging	Chester Basin	Lunenburg
Larch Wood Enterprises	Margaree	Inverness
Lawrence Rudolph	Little Liscomb	Guysborough
MacLean's Sawmill	Antigonish	Antigonish
Mark Ripley	Oxford Junction	Cumberland
Meander Wood Services	Newport	Hants
Michael and Henry Silver	North Brookfield	Queens
Michael Harlow	Dartmouth	Queens
Michael Joudrey	River John	Pictou
Middle River Contracting Ltd.	Westville	Pictou
North Ranger Forest Products	Barton	Digby
Payson Dobson Lumber Ltd.	Westchester	Cumberland
Penner Custom Sawing	Berwick	Kings
Peter Lawrence	Brooklyn	Queens
R.D. Risser Milling	Middle Musquodoboit	Halifax
Randall Dearmond	Beaver Brook	Colchester
Raymond Campbell	Wentworth	Colchester
Richard Neily	Falmouth	Hants
River Ryan Lumber	New Waterford	Cape Breton
Robert Gaudet Firewood & Lumber	Corberrie	Digby
Robert Lees	Westville	Pictou
Robert Todd	Laconia	Lunenburg
Ron Levy	Windsor	Hants
Shawn Eldridge	Falmouth	Hants
Sherbrooke Village Sawmill	Sherbrooke	Guysborough
Spectrum Automotive Ltd.	Kentville	Kings
Sweet Mountain Farm	Antigonish	Antigonish
Theodore Bruhm	West Northfield	Lunenburg
Timothy Barteaux	Annapolis Royal	Annapolis
Vernon Sprague & Sons	Wentworth	Cumberland
W.R. Chisholm & Sons Trucking Ltd.	Scotsburn	Pictou
Wayne Comeau	Saulnierville	Digby
Webster Farms Ltd.	Cambridge Station	Kings
Wolfgang Development Ltd	Glen Haven	Halifax

Acquiring None

A.G. Spears Sawmill	Shelburne	Shelburne
Brown's Portable Sawmill	Caribou River	Colchester
C.E. Harrison & Sons	Parrsboro	Cumberland
Central Cape Breton Forestry Serv.	Benacadie	Cape Breton
Chuck Grady	Mulgrave	Guysborough
D & E Sawmill	Yarmouth	Yarmouth
D. Robinson	Aylesford	Kings
Daniel J. LeBlanc	Concession	Digby
John MacLean	Little Narrows	Victoria
Joseph Breen	Afton	Antigonish
KAPP Lumber Mill & Production	Little Liscomb	Guysborough
Laurent Thibodeau & Son	Saulnierville	Digby

CONT' D

Name	Location	County
Acquiring None (cont'd)		
MacDonald's Sawmill	Sherbrooke	Guysborough
Neil MacKeigan Lumber Company Ltd	Albert Bridge	Cape Breton
Noland Farms	Weymouth	Digby
Northfire Farms	Milton	Shelburne
Pick Family Hobby Mill	Newport	Hants
Stoked Lumber	Mt Uniacke	Hants

Wood Export

NOTE: Acquisition Classes are in m³ solid, based on wood of Nova Scotia Origin

Name	Location	County
Acquiring over 3,000 per year		
Athol Forest Cooperative	Amherst	Cumberland
Great Northern Timber International	Sheet Harbour	Halifax
Hebco Resources and Trade	Bedford	Halifax
North Nova Forest Co-op Ltd.	Wentworth	Cumberland
Acquiring 1 to 3,000 per year		
Arbec Forest Products Inc.	Miramichi	New Brunswick
H.C. Haynes Inc.	Clifton	Colchester
River Philip Contracting Limited	Oxford	Cumberland
Wagner Forest N.S. Ltd.	Truro	Colchester
Acquiring none		
AV Nackawic Inc.	Nackawic	New Brunswick
Bob O'Leary	Truro	Colchester
Century Forestry Consultants Ltd.	Pictou	Pictou
Columbia Forest Products	Johnville	Colchester
Kevin Langille Logging & Contracting	Scotsburn	Pictou
Little River Farms	Oxford	Cumberland
Melvin Langille	Tatamagouche	Colchester
Milltown Forestry Services Ltd.	Old Barns	Colchester
Red Point Export Ltd.	Jamesville	Victoria
Verso Corporation	Jay, Maine	Maine, USA

Firewood Sales

NOTE: Acquisition Classes are in m³ solid, based on wood of Nova Scotia Origin

Name	Location	County
Acquiring over 1,000 per year		
Barrett Enterprises	Lower Sackville	Halifax
Conform Ltd.	Middle Musquodoboit	Halifax
Dave Grandy Trucking Ltd.	Tatamagouche	Colchester
E & R Langille Contracting Limited	New Glasgow	Pictou
E.B. Corkum Farm & Forest Ltd.	Port Williams	Kings
M. Keddy Farm and Forest Limited	New Ross	Lunenburg
Parson's Wood Products Ltd.	Middle Musquodoboit	Halifax
Acquiring 1 to 1,000 per year		
Brazil Lake Enterprises	Brazil Lake	Yarmouth
J. W. Tanner Logging Ltd.	Bass River	Colchester
Medway Community Forest Cooperative	Caledonia	Queens
New Wave Forestry	Thorburn	Pictou
Peter Van Den Heuvel	Upper Pomquet	Antigonish
Ronal Graham Pulp Contracting Ltd.	Upper Stewiacke	Colchester
Thomas F. Hayne Contracting Ltd.	Antigonish	Antigonish
Wilfred H. Kinsman Forest Products	Cambridge	Kings
Acquiring none		
La Forêt Acadienne Limitée	Church Point	Digby

Fuel Chips Sales

NOTE: Acquisition Classes are in m³ solid, based on wood of Nova Scotia Origin

Name	Location	County
Acquiring over 1 per year		
Spec Environmental Solutions Inc.	Concession	Digby

Log Homes

NOTE: Acquisition Classes are in m³ solid, based on wood of Nova Scotia Origin

Name	Location	County
Acquiring over 1 per year		
Heartwood Log Homes Ltd.	Margaretsville	Annapolis
Acquiring none		
Chedabucto Log Home Construction Ltd.	Boylston	Guysborough
Kenomee Log Homes	Economy	Colchester

Poles/Post Plants

NOTE: Acquisition Classes are in m³ solid, based on wood of Nova Scotia Origin

Name	Location	County
Acquiring over 1 per year		
Corkum's Forest Products	Falmouth	Hants
Russell Bros. Logging	Upper Stewiacke	Colchester
Acquiring none		
Stella Jones Inc.	Truro	Colchester

Pulp/Paper/Hardboard Mills

NOTE: Acquisition Classes are in m³ solid, based on wood of Nova Scotia Origin

Name	Location	County
Acquiring over 50,000 per year		
Louisiana-Pacific Canada	Hubbards	Lunenburg
Northern Pulp Nova Scotia Corporation	New Glasgow	Pictou
Port Hawkesbury Paper LP	Port Hawkesbury	Richmond

Energy Generation

NOTE: Acquisition Classes are in m³ solid, based on wood of Nova Scotia Origin

Name	Location	County
Acquiring over 10,000 per year		
Brooklyn Power Corporation	Brooklyn	Queens
Hefler Forest Products Ltd.	Middle Sackville	Halifax
Nova Scotia Power Inc.	Port Hawkesbury	Richmond
Acquiring 1 to 10,000 per year		
Dalhousie Agriculture Campus	Truro	Colchester

Pellet Plants

NOTE: Acquisition Classes are in m³ solid, based on wood of Nova Scotia Origin

Name	Location	County
Acquiring over 1,001 per year		
Great Northern Timber Resources	Halifax	Halifax
Acquiring none		
Shaw Resources	Shubenacadie	Hants

Provincial Lumber Production

by Class (fbm)

PRODUCTION CLASS (fbm) *	Number of Businesses **	Production (fbm)	Percent of Total Production	Average Production per Business (fbm)
no production in 2018	18	n/a	n/a	n/a
1 – 20,000	42	343,179	0.08%	8,370
20,001 - 100,000	18	866,769	0.19%	48,154
100,001 - 500,000	10	2,552,784	0.57%	255,278
500,001 -1,000,000	5	3,069,270	0.69%	613,854
1,000,001 – 3,000,000	5	11,444,204	2.56%	2,288,841
3,000,001 – 10,000,000	5	34,512,859	7.73%	6,902,572
over 10,000,000	5	393,757,327	88.18%	78,751,465
TOTAL	108	446,546,392	100%	4,961,627

NOTES:

* fbm (board feet): A board foot is a piece of lumber one foot long, one foot wide and one inch thick or an equivalent volume of lumber

** In 2018, there were 90 businesses that produced lumber and 18 sawmills that had no production, for a total of 108 businesses. Also, while businesses can have more than one type of production (e.g. Energy and Lumber), they can only register as one type of business (their primary production type). Therefore not all businesses that produce lumber are registered as “sawmills.”

Provincial Secondary Forest Product Volume

by Species Type (m³)

PRODUCT	Softwood (m ³)	Hardwood (m ³)	TOTAL (m ³)
Firewood / Slabwood	4623	40,182	44,805
Fuel Chips / Energy Chips Pellets	66,761	1,064	67,825
Baskets / Components Cutting Boards / Flooring / Fruit Boxes / Mouldings	-	1,044	1,044
Hog Fuel	379,971	159	380,130
Sawn Products	1,017,019	24,236	1,041,255
Pulp / Paper / Hardboard	611,096	35,030	646,126
Poles / Posts / Pilings / House Logs / Railway ties	4,534	1,694	6,228
Shavings	63,521	72	63,593
Sawdust	87,238	1,194	88,432
Bark / Bark Mulch	54,091	4,719	58,810
Pulp Quality Chips	735,847	7,997	743,844

NOTE: Regulations do not require registered buyers under 1,000 m³ report the volume of secondary products they produce, therefore the information in the table above does not include these small buyers.

Registered Buyers – 2018

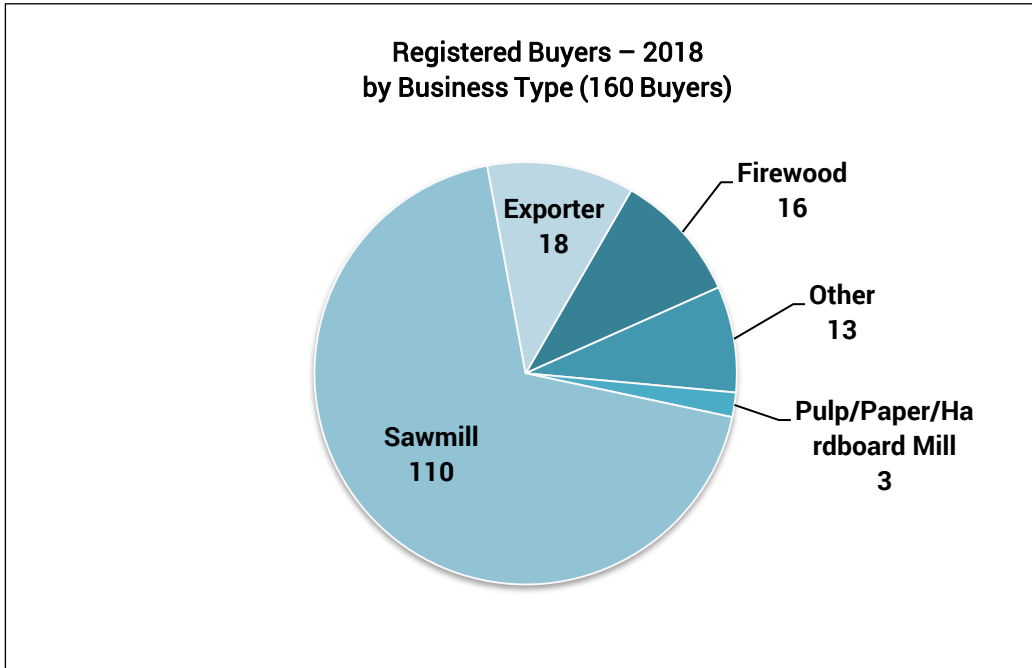
by Business Type and County

COUNTY	Sawmill	Pulp & Paper Mills	Wood Export	Hardboard Mill	Firewood	Posts & Poles	Energy Gen.	Fuel Chips / Chip Plant	Log Homes	Pellet Plant	TOTAL
ANNAPOLIS	3	-	-	-	-	-	-	-	1	-	4
ANTIGONISH	4	-	-	-	2	-	-	-	-	-	6
CAPE BRETON	7	-	-	-	-	-	-	-	-	-	7
COLCHESTER	8	-	6	-	3	2	1	-	1	-	21
CUMBERLAND	4	-	4	-	-	-	-	-	-	-	8
DIGBY	11	-	-	-	1	-	-	1	-	-	13
GUYSBOROUGH	6	-	-	-	-	-	-	-	1	-	7
HANTS	11	-	-	-	-	1	-	-	-	1	13
HALIFAX	5	-	2	-	3	-	1	-	-	1	12
INVERNESS	2	-	-	-	-	-	-	-	-	-	2
KINGS	9	-	-	-	2	-	-	-	-	-	11
LUNENBURG	12	-	-	1	1	-	-	-	-	-	14
PICTOU	11	1	2	-	2	-	-	-	-	-	16
QUEENS	4	-	-	-	1	-	1	-	-	-	6
RICHMOND	-	1	-	-	-	-	1	-	-	-	2
SHELBURNE	6	-	-	-	-	-	-	-	-	-	6
VICTORIA	5	-	1	-	-	-	-	-	-	-	6
YARMOUTH	2	-	-	-	1	-	-	-	-	-	3
OUT OF PROVINCE	-	-	3	-	-	-	-	-	-	-	3
TOTAL	110	2	18	1	16	3	4	1	3	2	160

Registered Buyers

by Business Type

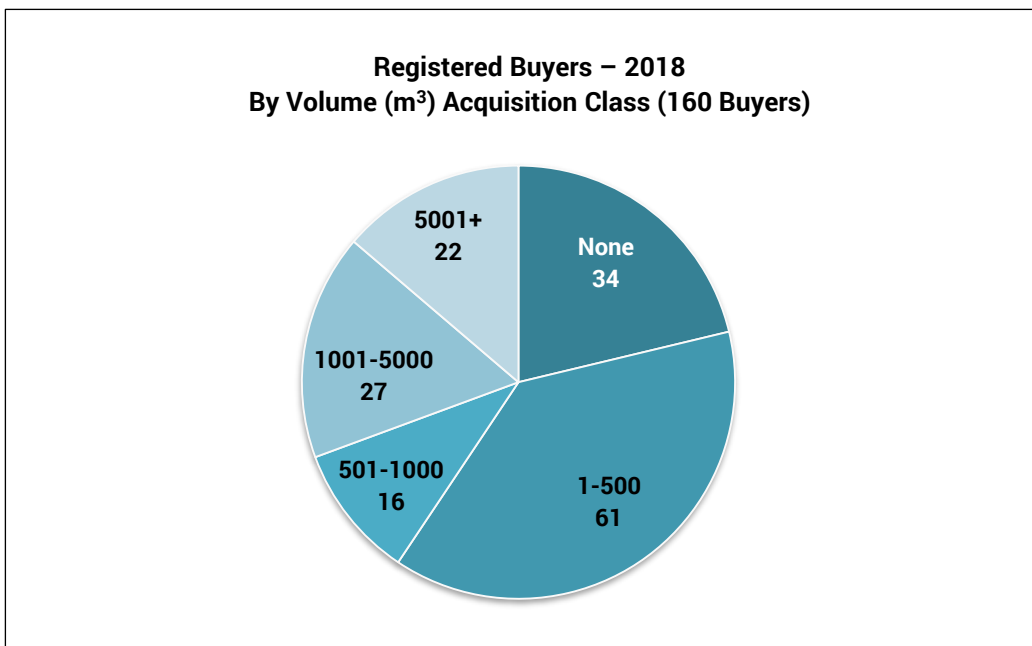
FIGURE 1



Registered Buyers

by Volume Acquisition Class (m³)

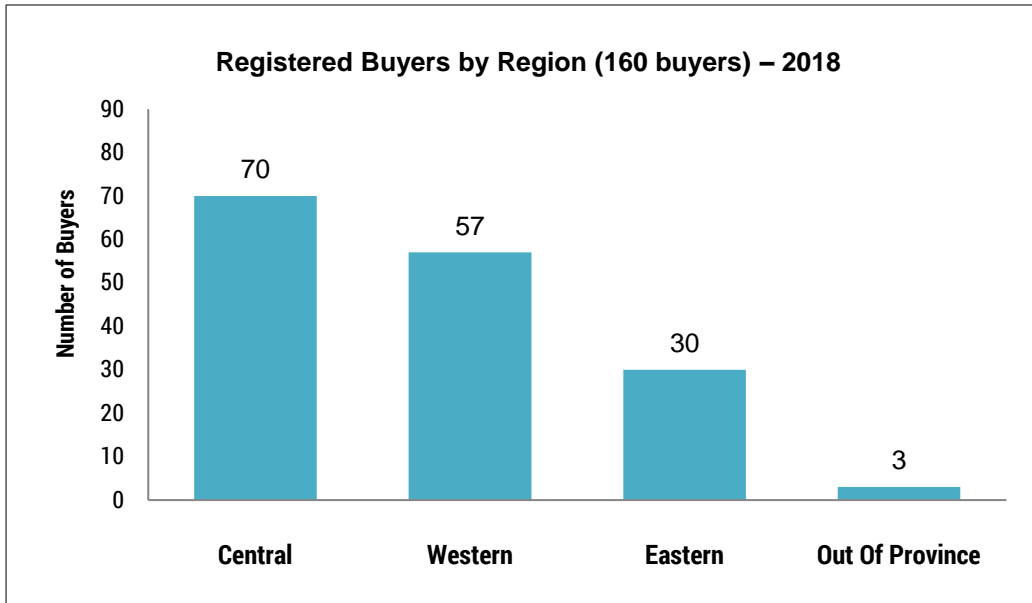
FIGURE 2



Registered Buyers

by Region

FIGURE 3

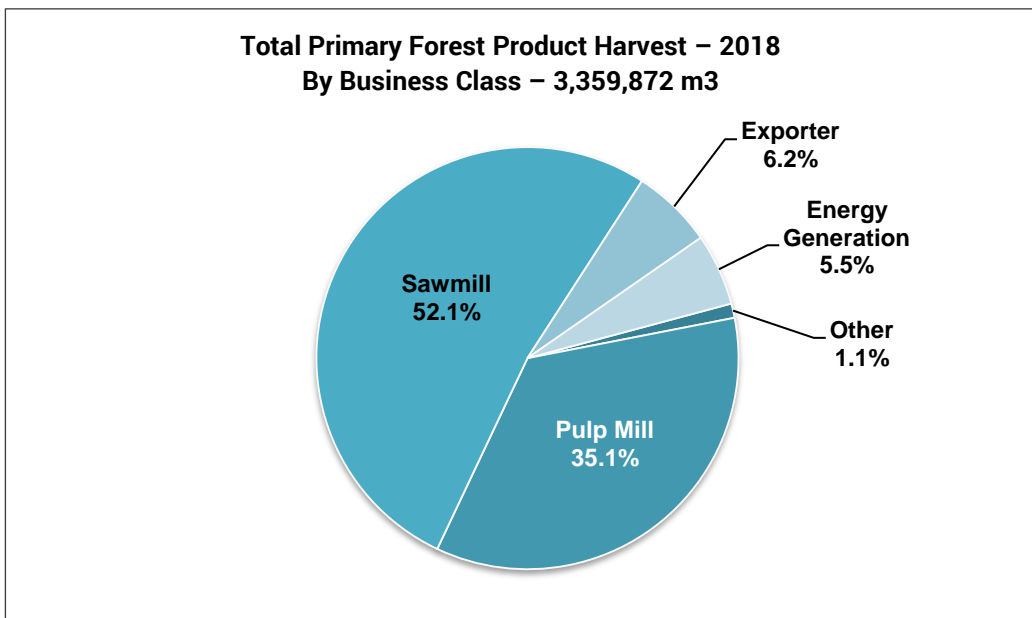


Primary Forest Product Harvest

Primary Forest Product Harvest

by Business Class

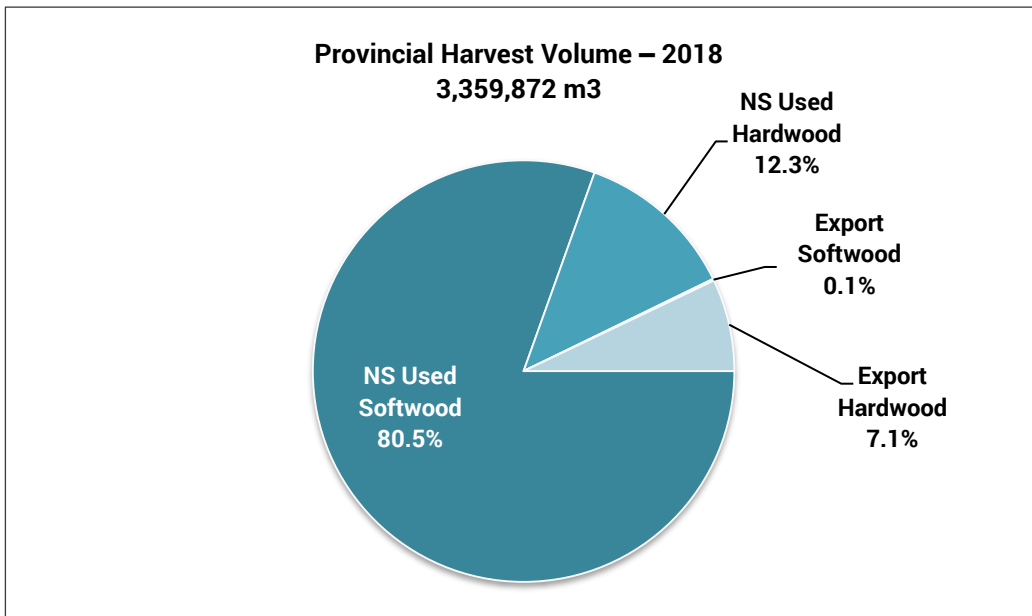
FIGURE 4



Provincial Harvest Volume

by Species and Use

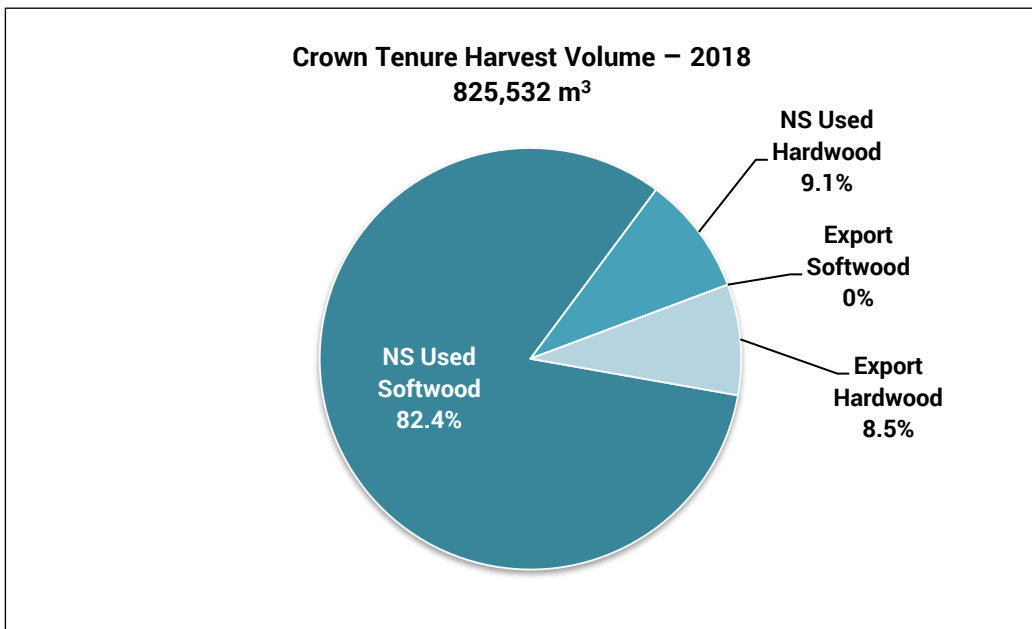
FIGURE 5



Crown Tenure Harvest Volume

by Species and Use

FIGURE 6

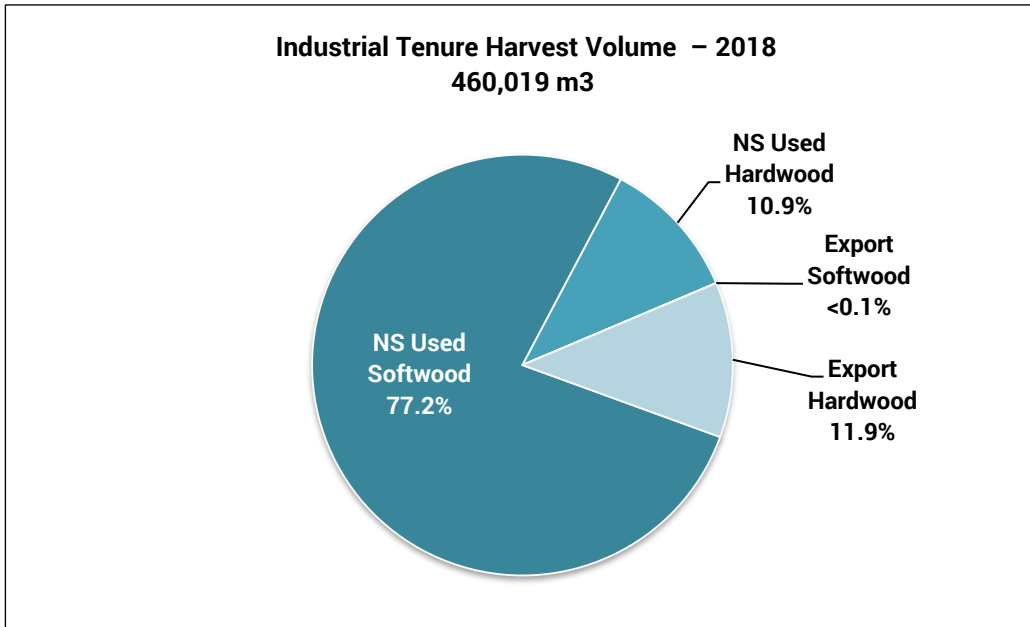


NOTE: "Tenure" in this report means land ownership.

Industrial Tenure Harvest Volume

by Species and Use


FIGURE 7



Private Tenure Harvest Volume

by Species and Use

FIGURE 8

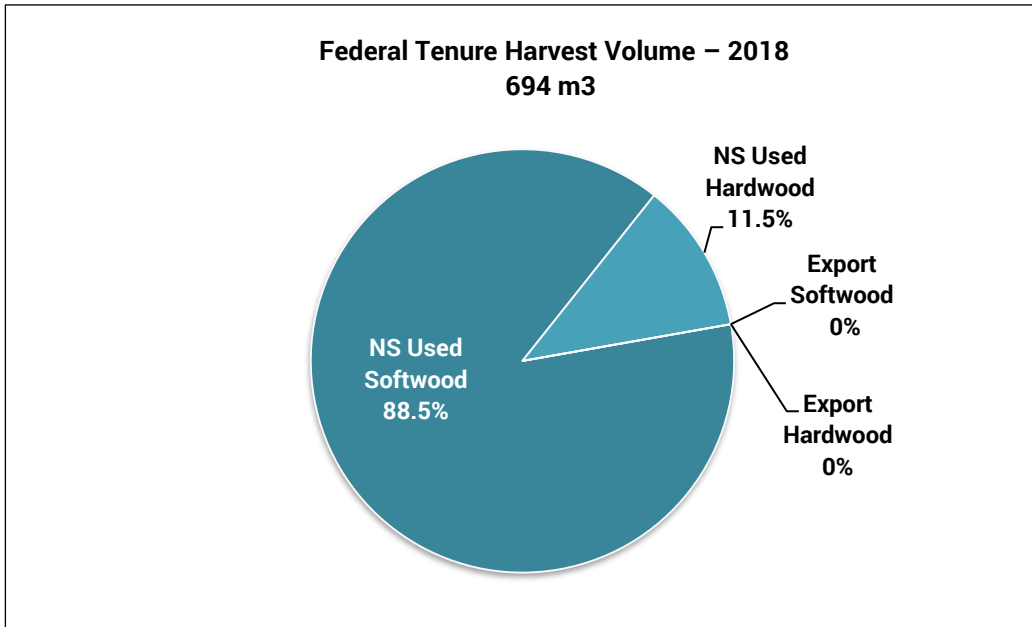


NOTE: "Tenure" in this report means land ownership.

Federal Tenure Harvest Volume

by Species and Use

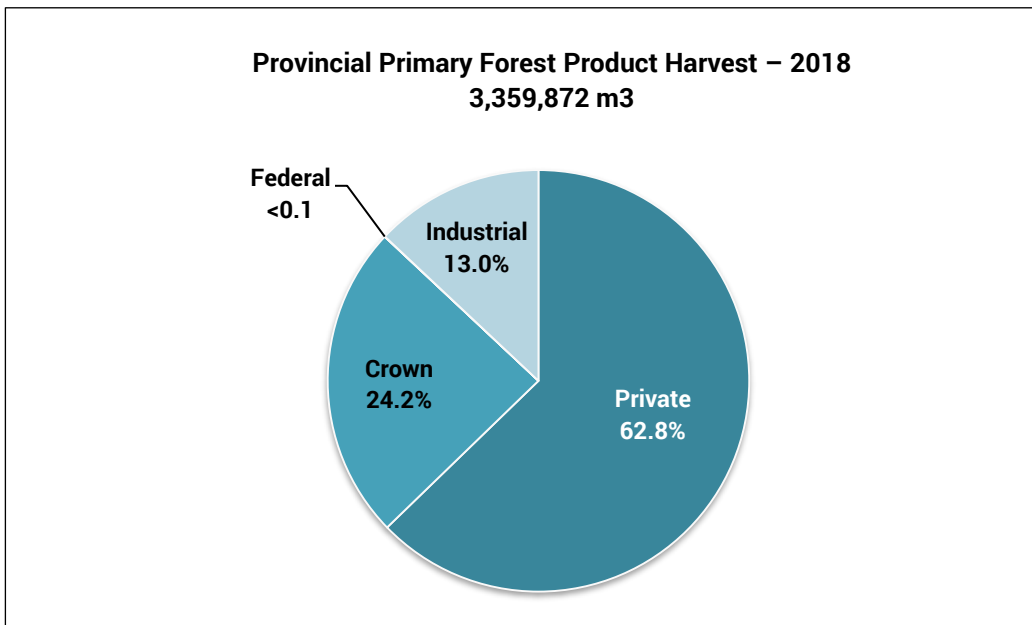
FIGURE 9



Provincial Primary Forest Product Harvest

by Land Tenure

FIGURE 10

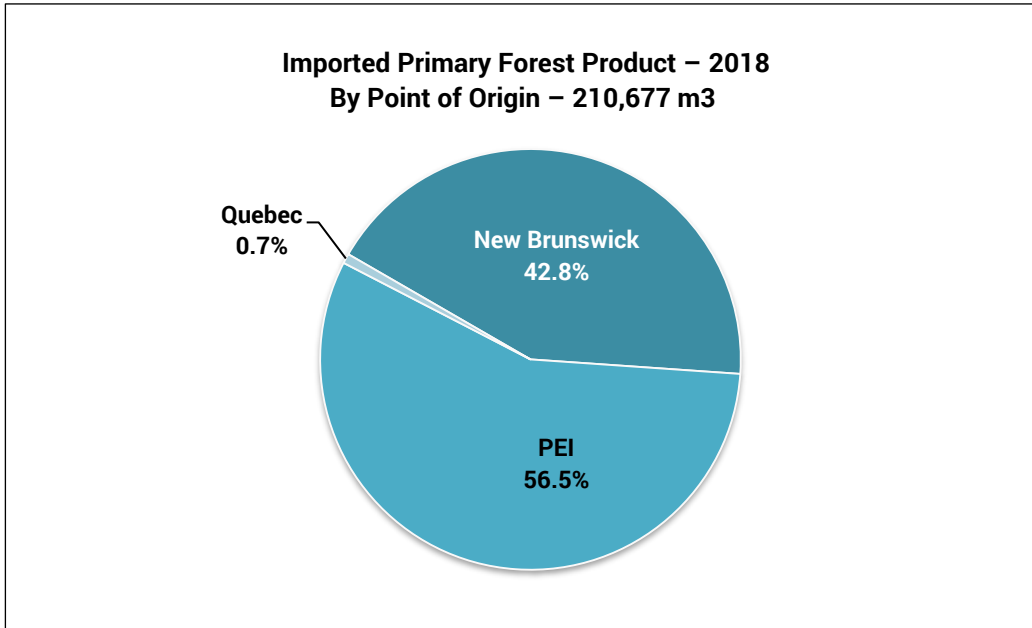


NOTE: "Tenure" in this report means land ownership.

Primary Forest Products – Imported

by Point of Origin

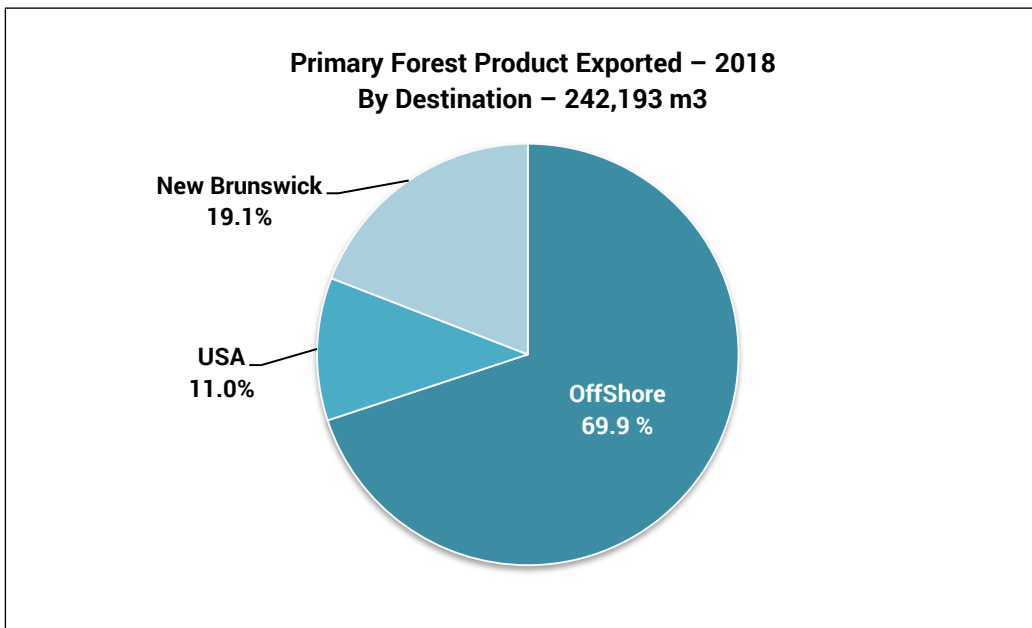
FIGURE 11



Primary Forest Products – Exported

by Destination

FIGURE 12

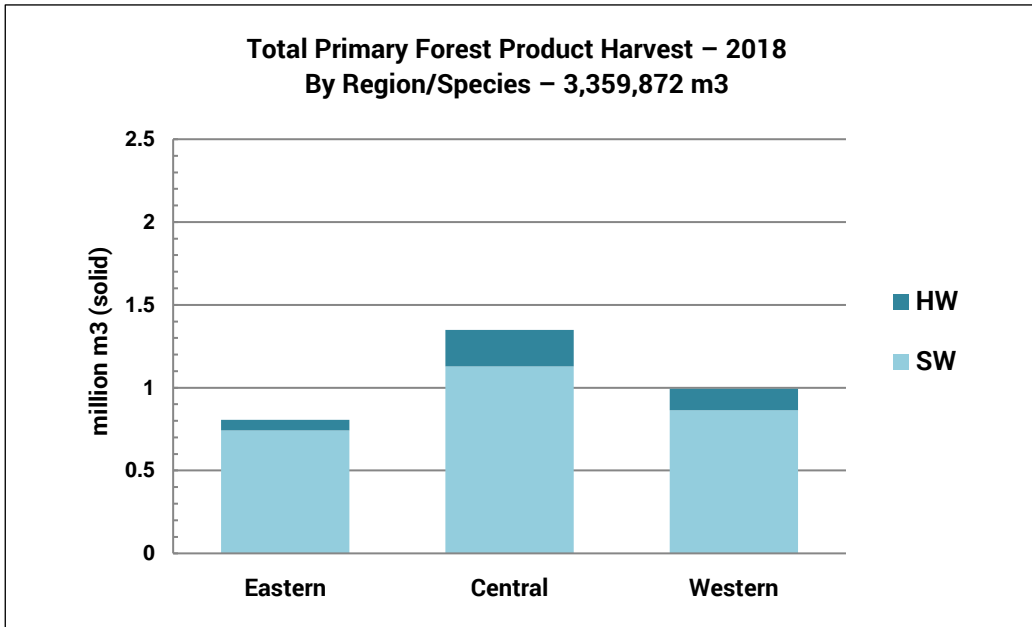


NOTE: "Tenure" in this report means land ownership.

Primary Forest Product Harvest

by Region and Species

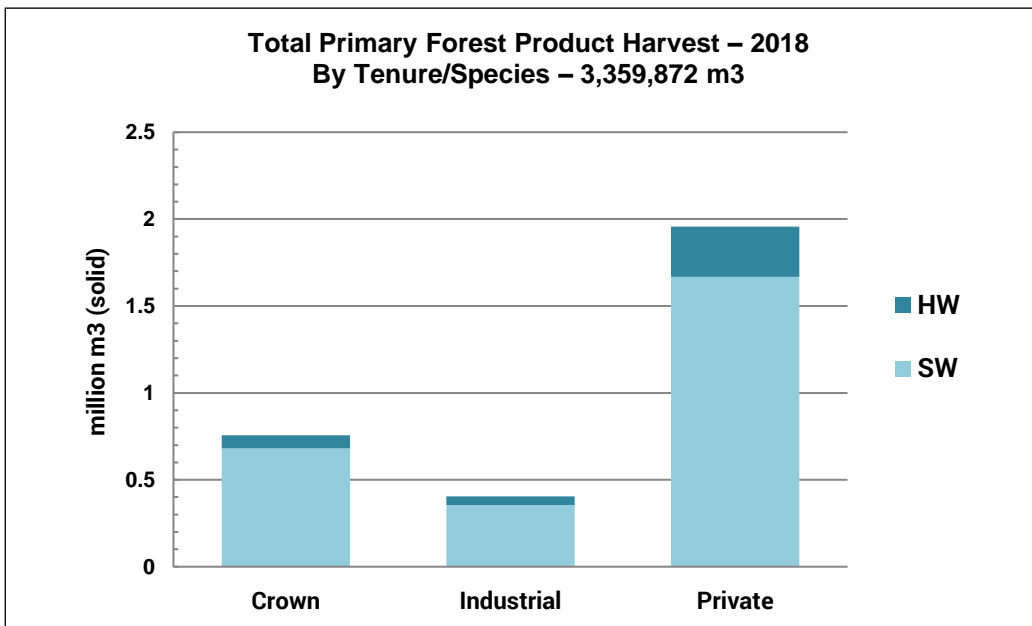
FIGURE 13



Primary Forest Product Harvest

by Tenure and Species

FIGURE 14

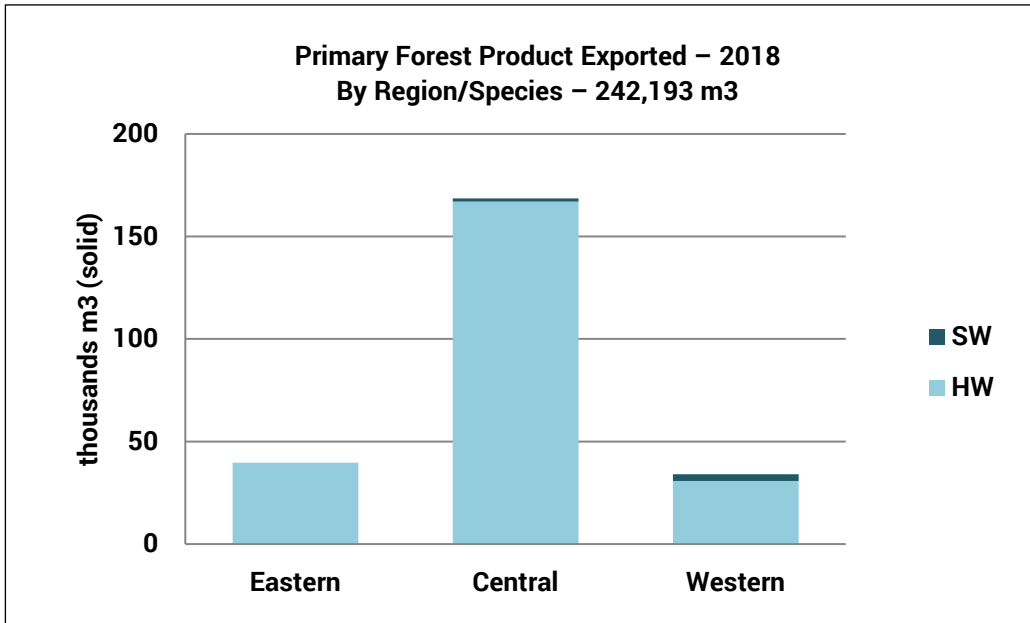


NOTE: "Tenure" in this report means land ownership.

Primary Forest Products – Exported

by Region and Species

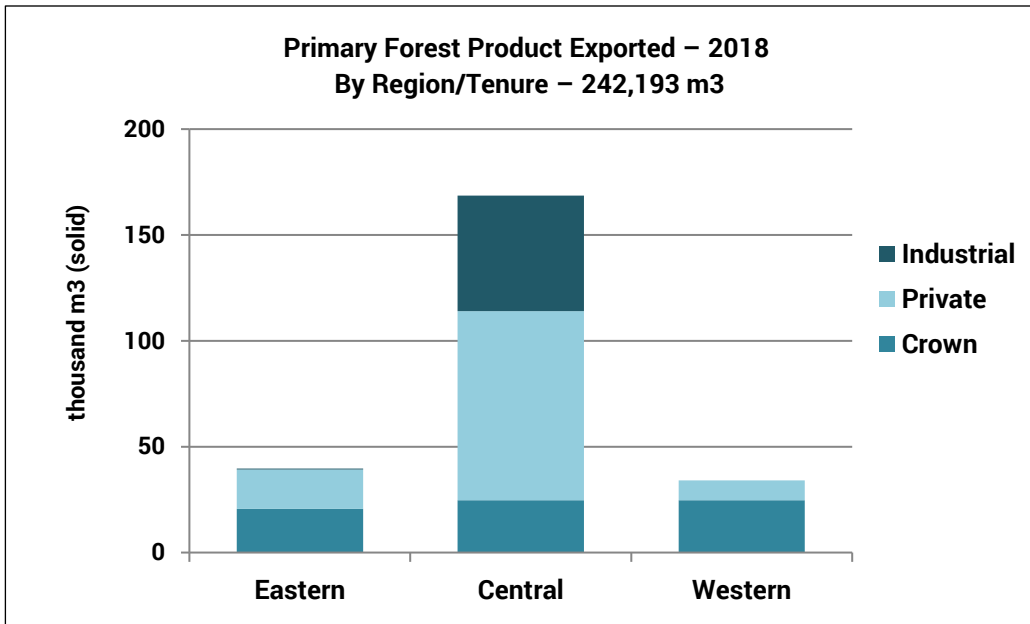
FIGURE 15



Primary Forest Products – Exported

by Region and Tenure

FIGURE 16

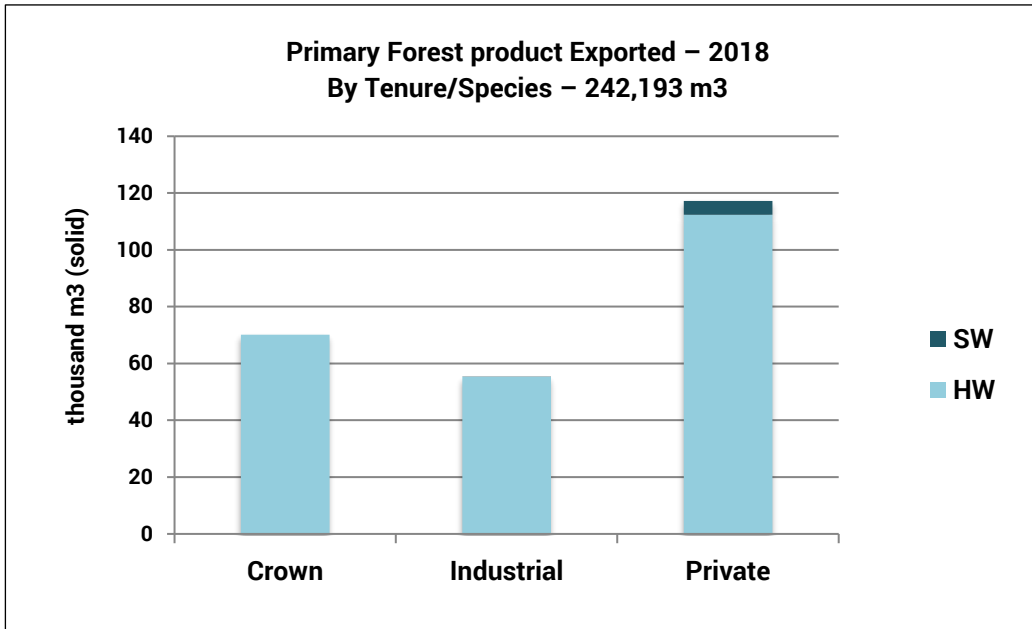


NOTE: "Tenure" in this report means land ownership.

Primary Forest Products – Exported

by Tenure and Species

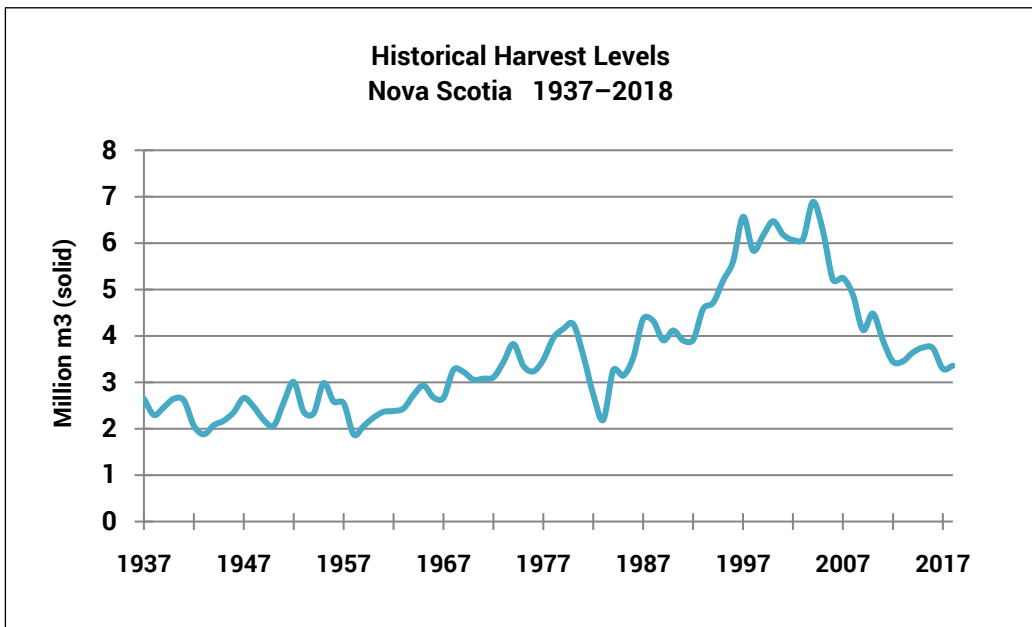
FIGURE 17



Harvest Level History

1937 to 2018

FIGURE 18

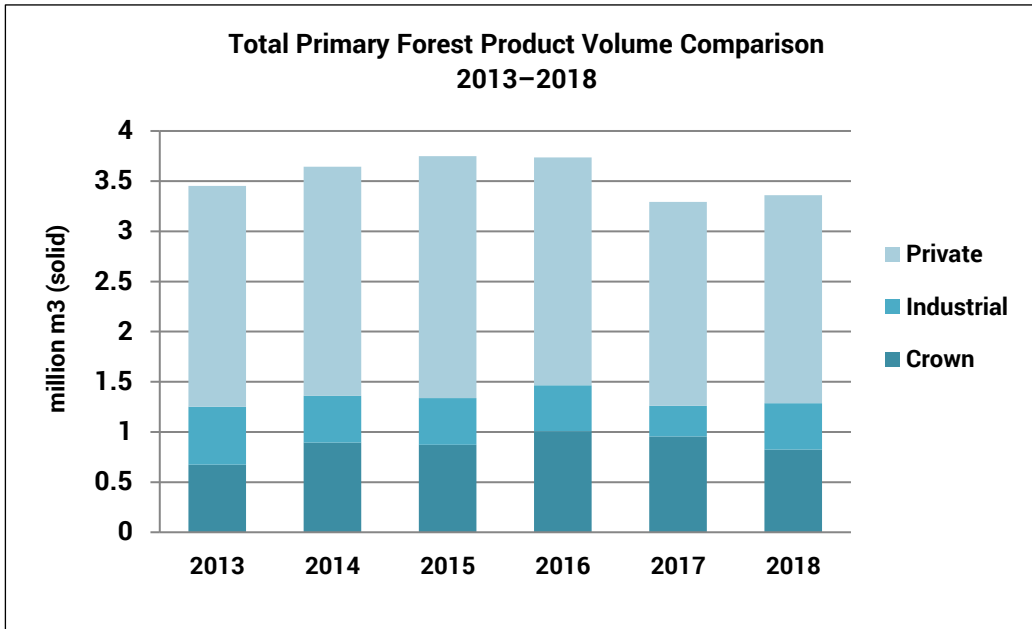


NOTE: “Tenure” in this report means land ownership.

Primary Forest Product Volumes History

2013 to 2018

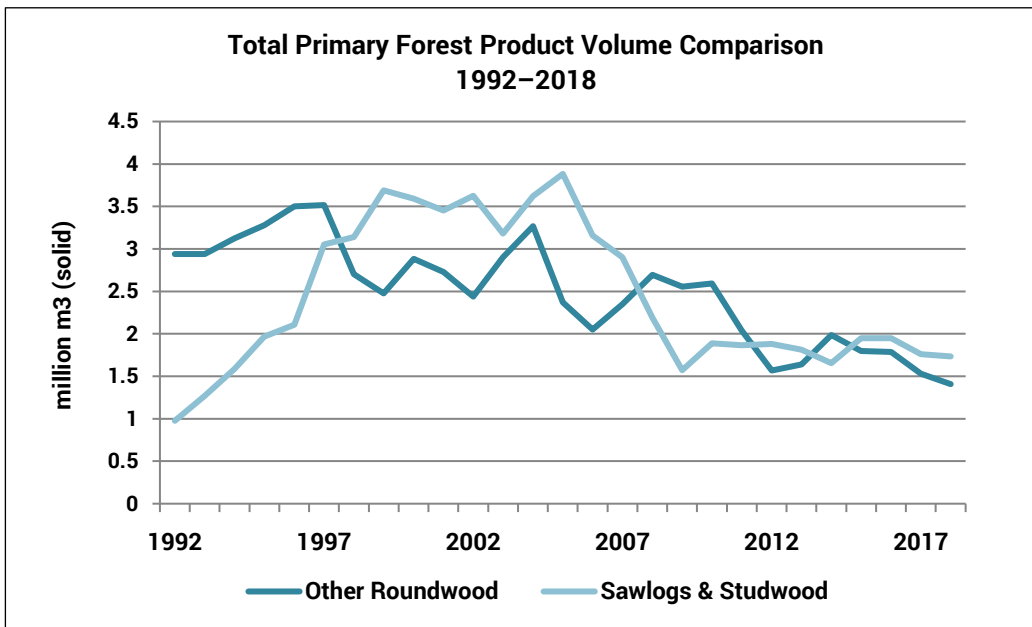
FIGURE 19



Primary Forest Product Volumes History

1992 to 2018

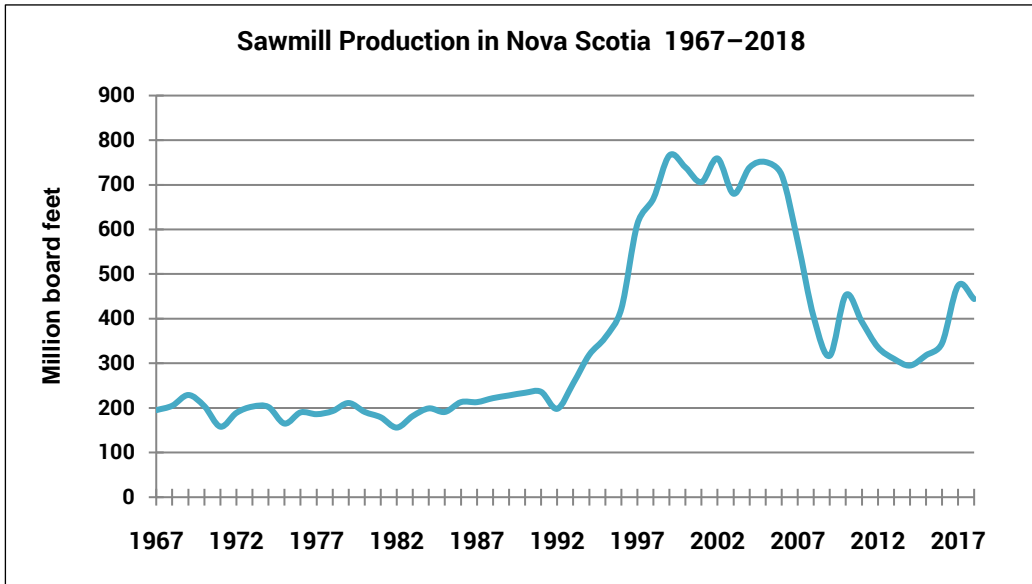
FIGURE 20



Sawmill Production in Nova Scotia

1967 to 2018

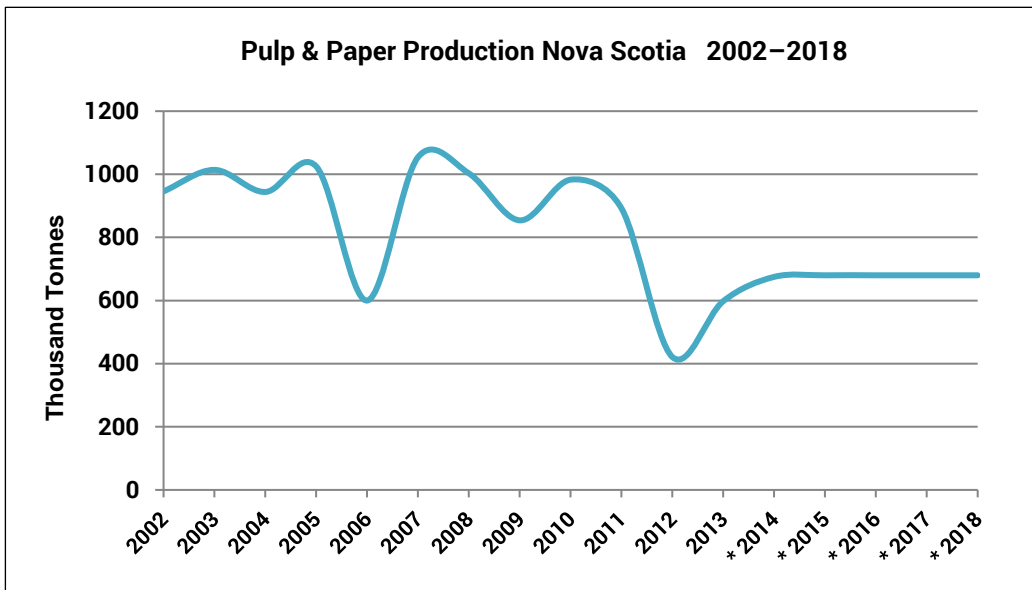
FIGURE 21



Pulp and Paper Production in Nova Scotia

2002 to 2018 *

FIGURE 22



NOTES: * Years 2014–2018 state capacity instead of actual production to maintain confidentiality when less than three companies are reporting. Capacity figures are based on the following company websites:
www.porthawkesburypaper.com
northernpulp.ca/our-company/operations-today/

WOOD ACQUISITION PLAN PROGRAM

Summary – 2018

The Wood Acquisition Plan (WAP) Program required by the Forest Sustainability Regulations, completed its 19th year of operation in 2018. All Registered Buyers who, in 2018 acquired greater than 5,000 cubic metres of wood from privately owned forest land in Nova Scotia were required to submit a WAP by February 28th, 2019 for the volume of wood they acquired.

The volumes for 2018 that required a WAP totaled 2,445,756 cubic metres, accounting for 97% of the private and industrial harvest. Table 1 of the report details the acquired volumes by softwood and hardwood as well as private and industrial owners.

From the volumes reported in Table 1, a total of 6,235,497 silviculture credits were required to be submitted for the 2,445,756 cubic metres of wood Registered Buyers acquired. Table 1 also shows that the Registered Buyers submitted a total net of 7,243,848 silviculture credits.

There were 22 Registered Buyers with approved WAP's in 2018 (see Table 2). These approved WAP's resulted in 15,035 hectares of silviculture treatments being submitted. There was one contribution made to the Sustainable Forestry Fund, which amounted to \$228.00

Table 3 illustrates the summary of the 15,035 hectares of silviculture that were submitted, equating to 7,243,848 credits. With regard to silviculture credits claimed, Category 2a (Plantation Establishment) made up 28% of the total credits claimed. Next was Category 5 (Density Control and Release in Natural Stands) at 28%, followed by Category 4 (Density Control and Release in Plantations) at 22%, and Category 6 (Commercial Thinning) at 7%. These four silviculture treatments made up 85% of all silviculture credits claimed for 2018.

Table 4 summarizes the silviculture credits submitted by species type, and Table 5 summarizes the completed silviculture by category and tenure class.

A summary of completed silviculture area claimed in year 2018 by silviculture category, ownership and species type (see Table 6) indicates that submitted softwood and hardwood treatment area was 94% and 6% respectively.

WAP Requirements and Silviculture Completed

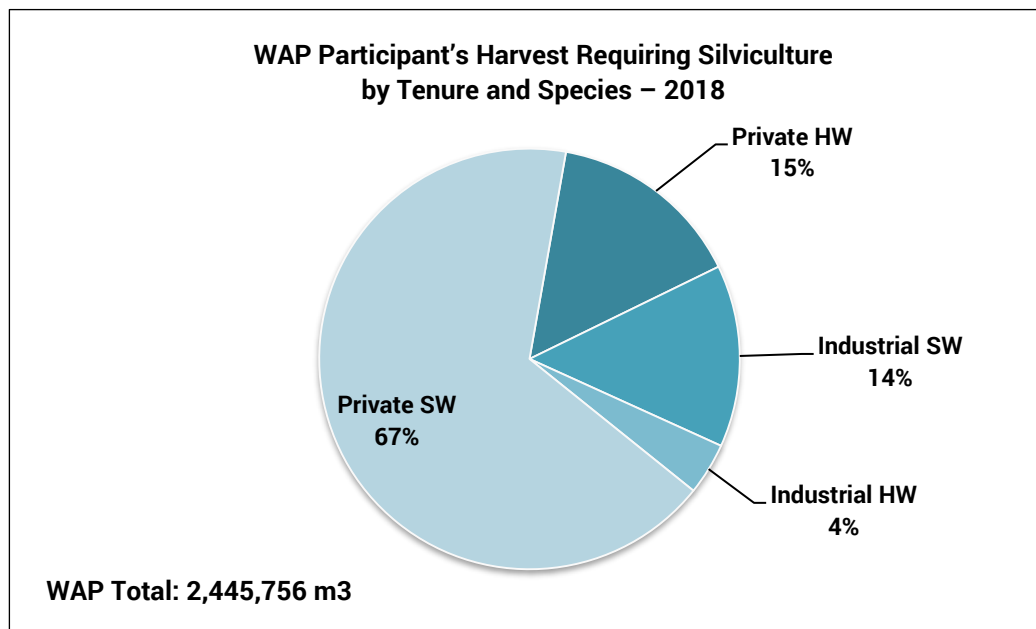
by Tenure and Species

TABLE 1				
TENURE	Species	Wood Acquisition (m ³)	Required Silviculture Credit Value 2018 (less SFF Contribution)	Completed Silviculture Credit Value 2018 (+ Admin)
Industrial	Softwood	354,802	1,064,178	2,822,226
Industrial	Hardwood	102,489	61,493	108,199
SUBTOTAL		457,291	1,125,671	2,930,425
Private	Softwood	1,631,978	4,895,934	4,871,475
Private	Hardwood	356,487	213,892	246,740
SUBTOTAL		1,988,465	5,109,826	5,118,215
TOTAL		2,445,756	6,235,497	8,048,640
TOTAL Administrative Credits Applied				804,792
NET Completed Silviculture Credit Value				7,243,848

Harvest Requiring Silviculture

by Tenure and Species

FIGURE 23

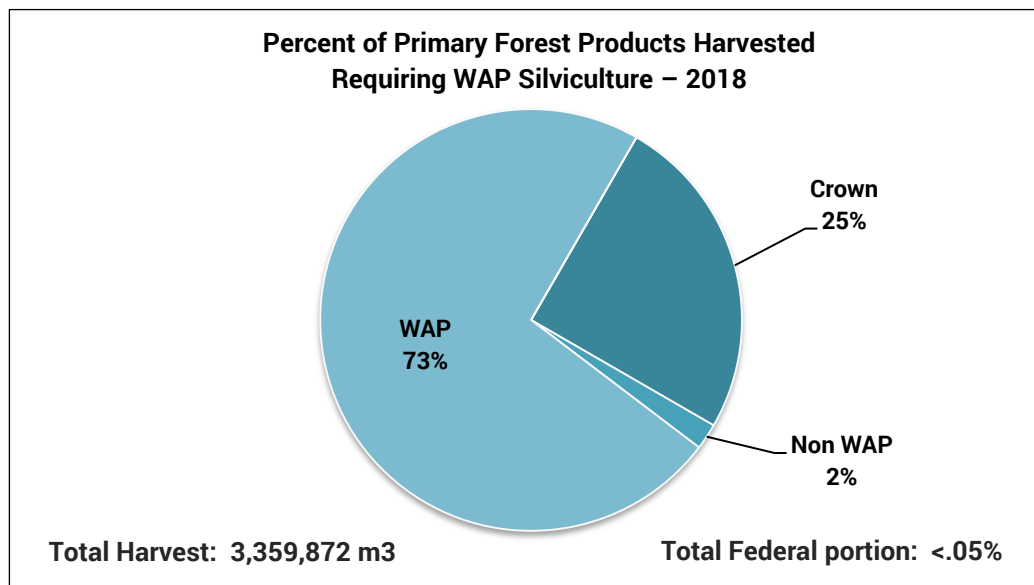


NOTE: "Tenure" in this report means land ownership.

Percent of Primary Forest Products Harvested

Requiring WAP Silviculture

FIGURE 24



2018 Registered Buyers

with Approved Wood Acquisition Plans

TABLE 2

REGISTERED BUYER	County	Business Type
Athol Forestry Cooperative	Cumberland	Wood Export
A.F.T Sawmill	Digby	Sawmill
Brooklyn Power Corporation	Queens	Energy Generation
Dave's Lumber	Pictou	Sawmill
Elmer Lohnes Lumbering Ltd	Lunenburg	Sawmill
Elmsdale Lumber Co. Ltd.	Hants	Sawmill
F.W. Taylor Lumber Ltd.	Halifax	Sawmill
Great Northern Timber International	Halifax	Wood Export
Groupe Savoie Westville Division	Pictou	Sawmill
Harry Freeman & Son Ltd.	Queens	Sawmill
Hefler Forest Products Ltd.	Halifax	Energy Generation
J.A. Turner & Sons (2012) Ltd.	Lunenburg	Sawmill
J.D. Irving Limited, Truro	Colchester	Sawmill
Ledwidge Lumber Co. Ltd.	Halifax	Sawmill
Lewis Mouldings & Wood Specialists	Digby	Sawmill
Louisiana – Pacific Canada Limited	Lunenburg	Hardboard Mill
Northern Pulp Nova Scotia	Pictou	Pulp/Paper Mill
Nova Scotia Power Inc.	Richmond	Energy Generation
Port Hawkesbury Paper LP	Richmond	Pulp/Paper Mill
Scotsburn Lumber	Pictou	Sawmill
Turner and Turner Lumber Limited	Lunenburg	Sawmill
Williams Brother (2013) Ltd.	Pictou	Sawmill

Summary of Completed Silviculture

by Category, Area and Credit Value

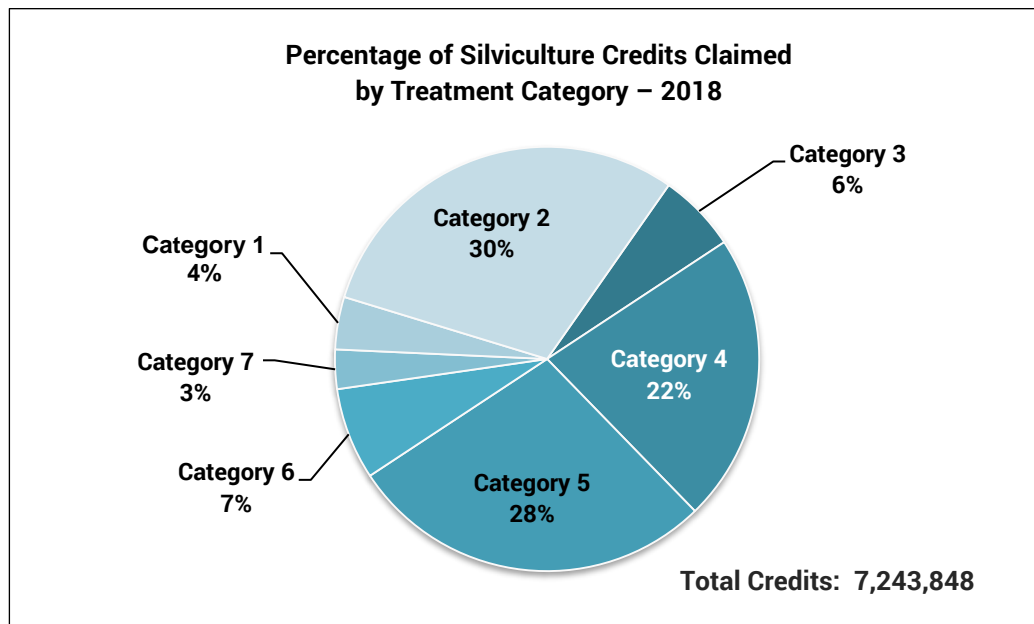
TABLE 3

CATEGORY	Area (Hectares) (%)		Credit Values (credits) (%)	
1. (a) Natural Regeneration Establishment < 300/ ha	3,613	(24)	252,901	(3)
(b) Natural Regeneration Establishment >= 300/ha	164	(1)	49,263	(1)
2. (a) Established Plantation	3,421	(23)	2,052,678	(28)
(b) Intensive Plantation	978	(7)	146,734	(2)
3. Early Competition Control: Plantation & Natural	1,037	(7)	415,036	6)
4. Density Control & Release; Plantations	1,973	(13)	1,578,096	(22)
5. Density Control & Release; Natural Stand	2,529	(17)	2,022,920	(28)
6. Commercially Thinned	954	(6)	524,612	(7)
7. Quality Improvement:				
(a) Crop Trees Released	0	(0)	0	(0)
(b) Crop Trees Pruned	0	(0)	0	(0)
(c) Selection Managed	366	(2)	201,608	(3)
TOTALS	15,035 ha		7,243,848 credits	

Percentage of Silviculture Credits Claimed

by Treatment Category

FIGURE 25



Summary of Completed Silviculture

by Species Type and Credit Value

SPECIES TYPE	Credit Value (+ Admin)	% of Total
Softwood	7,693,701	96%
Hardwood	354,939	4%
TOTAL	8,048,640	100%

Summary of Completed Silviculture

by Category and Tenure Class

CATEGORY	Credits Value	
	Industrial	Private
1. (a) Natural Regeneration Establishment < 300/ ha	77	252,824
(b) Natural Regeneration Establishment >= 300/ ha	17,460	31,803
2. (a) Plantation Establishment	420,666	1,632,012
(b) Intensive Plantation	5,085	141,649
3. Early Competition Control: Plantation & Natural	193,624	221,412
4. Density Control & Release; Plantation	969,840	608,256
5. Density Control & Release; Natural Stands	813,792	1,209,128
6. Commercially Thinned	147,565	377,047
7. Quality Improvement:		
(a) Crop Trees Released	0	0
(b) Crop Trees Pruned	0	0
(c) Selection Managed	69,300	132,308
TOTAL Credits by Tenure	2,637,409	4,606,439
TOTAL Credits	7,243,848	

NOTE: "Tenure" in this report means land ownership.

Summary of Completed Silviculture Area

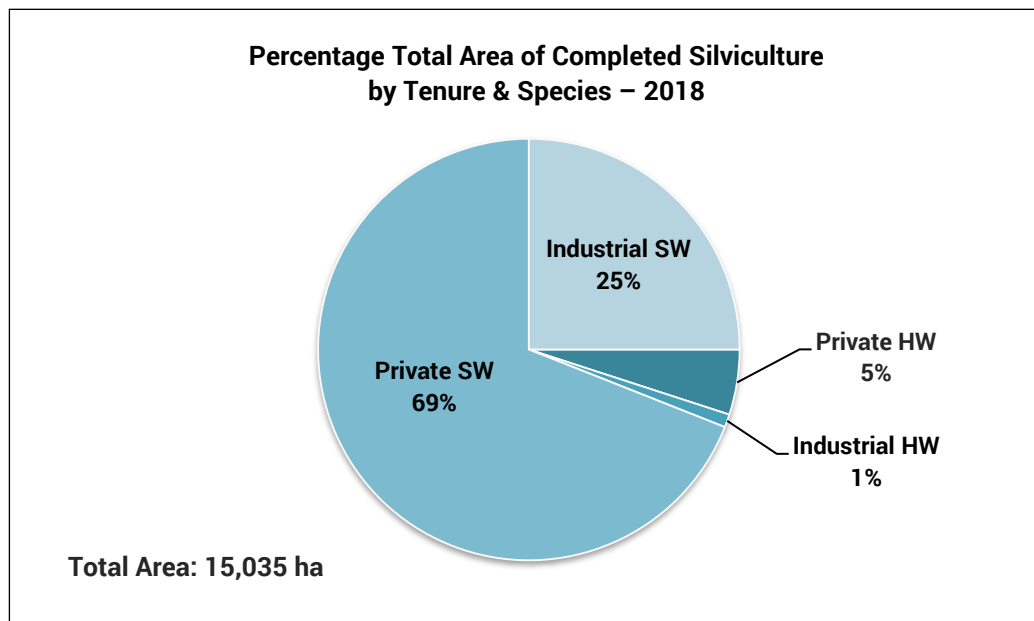
by Category and Tenure Class

CATEGORY	Area Treated (Hectares) by Tenure/ Species			
	SOFTWOOD		HARDWOOD	
	Industrial	Private	Industrial	Private
1. (a) Natural Regeneration Establishment < 300/ ha	1	3,155	0	457
(b) Natural Regeneration Establishment >= 300/ha	58	106	0	0
2. (a) Established Plantation	701	2,720	0	0
(b) Intensive Plantation	34	944	0	0
3. Early Competition Control: Plantation & Natural	484	554	0	0
4. Density Control & Release; Plantations	1,213	760	0	0
5. Density Control & Release; Natural Stand	982	1,374	35	138
6. Commercially Thinned	268	596	0	89
7. Quality Improvement:				
(a) Crop Trees Released	0	0	0	0
(b) Crop Trees Pruned	0	0	0	0
(c) Selection Managed	0	184	126	56
TOTAL AREA by Tenure / Species (ha)	3,741	10,393	161	740
TOTAL AREA by Species (ha)	14,134		901	
TOTAL AREA	15,035 ha			

Percentage Total Area of Completed Silviculture

by Tenure and Species

FIGURE 26



NOTE: "Tenure" in this report means land ownership.

Registry of Buyers

Appendices

Appendix 1

Primary Forest Products Definitions

Pulpwood – Any wood intended to be either ground or chemically broken down to a pulp to be used in products such as paper, packaging, hardboard, etc.

Sawlogs – Any log intended to be sawn to produce lumber, but does not include studwood or lathwood

Veneer Logs – Logs intended for peeling or slicing to produce thin slices of wood

Studwood – Any log between 8 and 10 feet lengths plus trim, intended to be sawn into lumber used for vertical support in the wall of buildings

Energy Chips – Wood chips intended to be used in a facility designed to produce energy and includes wood destined for cogeneration facilities.

Lathwood – Any log intended to be sawn into thin, narrow strips of wood referred to as laths

Firewood – Any wood intended for residential heating purposes

Fuel Chips – Wood chips intended for the use of generating heat for buildings other than residential housing, or for the production of other heating products such as wood pellets, bricks, etc.

Poles – Any logs intended to be used as utility poles or other purposes where the log is used in round form and not sawn, but does not include house logs

Fuel Wood – Any roundwood intended for the use of generating heat for buildings other than residential housing, or for the production of other heating products such as wood pellets, bricks etc.

House Logs – Logs intended for the construction of log homes and buildings

Posts/Rails – Roundwood intended for the manufacture of post and rails for fencing, landscape or other such uses

Energy wood – Roundwood intended to be used in a facility designed to produce energy and includes wood destined for cogeneration facilities

In Woods Pulp Chips – Chips produced at in woods operations that are intended to be either ground or chemically broken down to a pulp to be used in products such as paper, packaging, hardboard, etc. In woods pulp chips do not include sawmill chips which are produced at sawmill facilities

Export Pulpwood – Any wood intended to be either ground or chemically broken down to a pulp to be used in products such as paper, packaging, hardboard, etc. and exported out of the province

Export Sawlogs – Any log intended to be sawn to produce lumber, but does not include studwood or lathwood and exported out of the province.

Export Studwood – Any log between 8 and 10 feet lengths plus trim intended to be sawn into lumber used for vertical support in the wall of buildings and exported out of the province

Export Veneer – Logs intended for peeling or slicing to produce thin slices of wood and exported out of the province

Export OSB Wood – Roundwood intended for the manufacture of oriented strand board and exported out of the province

Secondary Forest Products Definitions

Bark – The outermost layer of trees, commonly removed before processing sawlogs or pulpwood

Bark Mulch – Bark that has been processed and commonly used for landscaping or gardening purposes

Barrel Staves/Headings – Any components produced for the manufacture of wooden barrels

Baskets – Containers made of wooden strips or other wooden materials used to hold or carry things

Cutting Boards – Flat wooden item used to protect a countertop or table while cutting food or materials

Energy Chips – Wood chips intended to be used in a facility designed to produce energy and includes wood destined for cogeneration facilities

Export Pulp Chips – Wood chips that are intended to be either ground or chemically broken down to a pulp to be used in products such as paper, packaging, hardboard, rayon etc. and exported out of the province

Fence Posts – The wooden part of a fence set in the ground as a supporting part of a fence

Fence Rails – The wooden part of a fence that is connected horizontally between the fence posts

Firewood – Any wood intended for residential heating purposes

Flooring – Any wooden material sawn or processed and intended for surface covering of a floor

Fruit Boxes – A container made from wooden strips or other wooden materials used to hold various fruits and berries

Fuel Chips – Wood chips intended for the use of generating heat for buildings other than residential housing, or for the production of other heating products such as wood pellets, bricks, etc.

Fuel Pellets – Small, rounded, compressed material made from wood and bark and intended for heat or energy production

Hardboard – A construction board made by compressing wood pulp with a binder at a high temperature

Hogfuel – An unrefined mix of coarse chips of bark and wood fiber. Hog fuel is any type of wood byproduct or waste that can be burned for fuel but cannot be categorized as chips, shavings, bark, or sawdust

House Logs – Logs intended for the construction of log homes or other structures

Landscape Ties – Timbers sawn and intended for landscaping purposes

Laths – Thin, narrow strips of wood sawn from logs

Lumber – Wood processed by sawing into boards, planks, beams, timbers, etc.

Mine Packs – Timbers used for mining applications such as mine roof supports or cribwork

Mouldings – Strips of wood with various profiles used as trim, casings, or decorative purposes

Paper – Material formed into thin sheets from wood fibre and used for writing, printing, or wrapping

Poles and Pilings – Logs intended to be driven or inserted into the ground for structural support or for suspending utilities such as wires, cables, lights, etc.

Pulp Quality Chips – Chips produced that are intended to be either ground or chemically broken down to a pulp to be used in products such as paper, packaging, hardboard, rayon, etc.

Railway ties – Timbers used in the construction of railways

Sawdust – Small wood particles produced by sawing logs or wood

Shavings – The thin slices of wood usually produced by a planer when dressing lumber

Shingles – Thin tapered pieces of wood used to cover roofs and walls of buildings

Slabwood – The outside piece cut from a log when squaring it for lumber

Wood Pulp – Wood fibre reduced chemically or mechanically to a pulp and used in the manufacture of paper, tissue, packaging, etc.

Frequently Asked Questions

1) What is the purpose of the Registry of Buyers?

The purpose of the Registry is to provide a means of collecting reliable data and information in a timely manner, which pertains to the acquisition of primary forest products, and the generation of secondary forest products.

2) How was the Registry of Buyers established?

The Registry is formally established under the Forests Act. As the administrator of the Act, the Minister of Lands and Forestry is responsible for ensuring that the intent of the Registry of Buyers is carried out within the Department.

3) What regulations pertain to the Registry of Buyers?

There are two sets of regulations which pertain to the Registry; The Registration and Statistical Returns regulations and the Forest Sustainability regulations.

4) What is the purpose of the Registration and Statistical Returns regulations?

The purpose of the Registration and Statistical Returns regulations (novascotia.ca/just/regulations/regs/FOreturn.htm), are to require those who intend to acquire any amount of primary wood products to become a registered buyer with the department and provide an annual report on the types, amounts, and origins of the forest products they acquire. These regulations apply to all industrial end users, such as sawmills.

5) What is the purpose of the Forest Sustainability regulations?

The Forest Sustainability regulations (www.novascotia.ca/just/regulations/regs/fosust.htm) apply to end users who acquire more than 5,000 cubic metres of primary forest product annually from private land (private and industrial), in the province. These users are required to provide for a silviculture program, where the required value of the program is directly proportional to the amounts of wood acquired. Silviculture means the science and art of cultivating forest crops and, more particularly, the theory and practice of controlling the establishment, composition, constitution and growth of forests.

6) How can Registered Buyers meet their silviculture obligations?

Registered Buyers can meet their silviculture obligations by paying into the Sustainable Forestry Fund, deliver their own silviculture program, or a combination of both. Most Registered Buyers deliver their own silviculture program.

7) What silviculture treatments are eligible?

The eligible silviculture treatments, along with the technical criteria are identified in the Forest Sustainability regulations, (www.novascotia.ca/just/regulations/regs/fosust.htm).

8) What is most of the wood harvested in Nova Scotia used for?

The largest volume of primary forest product harvested in Nova Scotia is studwood/sawlogs, used by sawmills to produce lumber (see the information on Page 7-8 in this report). In the production of the lumber several other secondary or by-products that are created such as chip, sawdust, shavings and hog fuel. These secondary products will be used in other facilities such as the cogeneration facilities to produce energy, or the pellet mills to produce pellets or the pulp mills to produce Kraft pulp or paper.

9) How much primary wood is used to produce energy, including co-gen facilities and wood exported to produce energy?

As per tables on page 8 of this report, 4% of the total primary wood harvested from Nova Scotia (147,427 m³ solid), was used as energy wood. There was no primary wood exported as energy wood. Note that there may have been secondary wood products used for this purpose, but the Registry of Buyers report focusses on primary forest products.

10) How is primary wood acquired by pellet mills reported?

If a pellet mill acquires any primary forest products, this wood would be reported as either fuelwood or fuel chips, depending on the form it was acquired.

Note that pellet mills also acquire secondary forest products (shavings, sawdust, bark) to produce pellets.

11) When is a wood product considered primary or secondary?

As an example, if a Registered Buyer acquired hardwood roundwood and there were two identified products; hardwood veneer logs and roundwood to be chipped for export, the Registered Buyer would report two separate primary forest products. Both of these products fall under the category of primary forest products. When roundwood is chipped for use as either pulp chips, fuel or energy chips, they are considered primary forest products. When roundwood is processed into a secondary product, such as lumber, any of the residual material from processing the roundwood that are then chipped for pulp chips, fuel or energy chips, are considered secondary products and recorded as such.

12) Does the firewood volume being reported include all the firewood acquired/sold in the province?

The firewood harvest volume included in this report reflects only the amount acquired by registered commercial firewood businesses. Firewood businesses acquiring less than 1000 m³ are not required to register.

13) What happens if a business has more than one product being made at that one site?

When a business at one site has more than one type of product (example: Energy and Lumber) they can only register as one type of business which would be their primary production or business type. In these cases they are still required to report all primary forest product types being acquired and all secondary products being produced.

14) Why does the Figure 22 “Pulp and Paper Production” flatline after 2014?

In 2014 there were less than 3 mills reporting information under Pulp and Paper Production to maintain the confidentiality of the information between the mills the chart reports capacity instead of actual production. Confidentiality of individual statistical information is protected according to provincial regulations and policy. Capacity is based on the company websites:

www.porthawkesburypaper.com

northernpulp.ca/our-company/operations-today/