

## WOOD ACQUISITION PLAN PROGRAM

### Summary - 2003

The Wood Acquisition Program (W.A.P.) required by the Forest Sustainability Regulations completed the fourth year of operation in 2003. All Registered Buyers that acquired greater than 5,000 m<sup>3</sup> from privately owned forest lands in Nova Scotia during the 2003 calendar year were required to submit a Wood Acquisition Plan for that volume in 2004. Most compliant Registered Buyers opted for undertaking a silviculture program for the year 2003, and submitted a summary of completed silviculture (Form D, Part III) for claim in 2003 along with supporting silviculture site location details.

The volumes from 2003 that required a Wood Acquisition Plan totaled 5.481 million cubic metres (Table 1). From those volumes, a total of 9.568 million silviculture credit value was required in year 2003, and the summary reports indicated that 15.229 million silviculture credits were claimed, which included 13.706 million silviculture credits and 1.523 million administrative credits (Table 1). In addition to claimed silviculture credits, Registered Buyers contributed 102,209 dollars to the Sustainable Forestry Fund in 2003. In comparison to year 2002, required silviculture credit decreased by 32% and completed silviculture claimed decreased by 17% in 2003. This reduction can be attributed to a one year silviculture requirement of 70% of required value due to the regulatory change for wood chips. The 70% requirement was in effect for 2003. Industrial silviculture credits exceeded credits required in 2003 (Table 1) by 2.8 million. Private silviculture credit value claimed exceeded credits required by 2.6 million and completed hardwood silviculture on both Industrial and Private landowners exceeded credit value required (Table 1).

A total of 31,855 hectares of silviculture for a credit value of 13.707 million were claimed in 2003 (Table 2). Established Plantation (Category 2), recorded the most area claimed at 26.31% which accounted for 39.75% of total credit value (Table 2). Natural Regeneration Establishment (Category 1a), recorded 22.42% in area but accounted for only 2.6 percent of total credit value claimed in 2003 (Table 2). Categories 3 to 5 each had at least 10% of claimed area, Category 6 had 6% and only Categories 1b, and 7 each contributed less than 1% of total area claimed in 2003 (Table 2). Softwood silviculture completed on all lands was 96 percent of the total credit value claimed in year 2003 (Table 3).

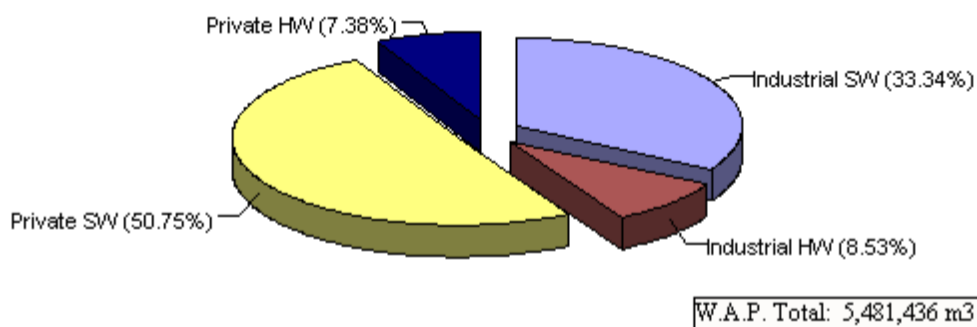
A breakdown of completed silviculture by category and ownership is described in Table 4. Private silviculture value claimed in the Wood Acquisition Plans for 2003 totaled 7.4 million credits (Table 4). An additional 0.60 million dollars of silviculture was completed on private woodlots through the silviculture program operated by the Association of Sustainable Forestry with DNR silviculture funding in year 2003. Total private woodlot silviculture value completed in 2003 was 8.0 million. Industrial silviculture claimed through Wood Acquisition Plans for year 2003 totaled 6.3 million credits (Table 4).

A summary of completed silviculture area claimed in year 2003 by silviculture category, ownership and species type is included in Table 5.

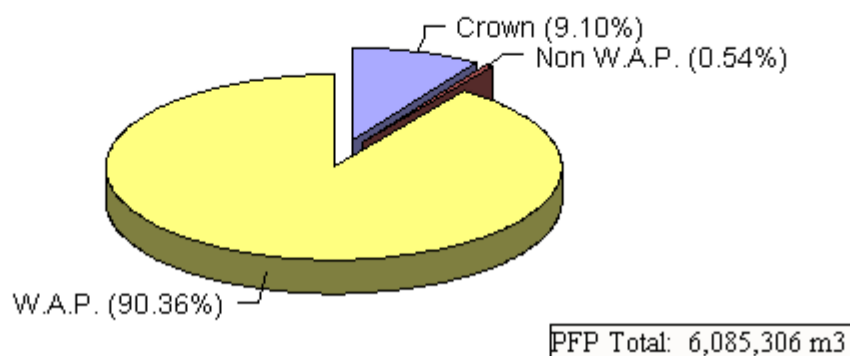
**TABLE 1. SUMMARY OF WOOD ACQUISITION PLAN REQUIREMENTS AND SILVICULTURAL COMPLETIONS BY TENURE - 2003**

Tenure	Species	Wood Acquisition (m <sup>3</sup> )	Required Silviculture Credit Value (70% of Actual) 2003	Completed Silviculture Credit Value 2003
Industrial	Softwood	1,827,266	3,837,259	6,712,961
Industrial	Hardwood	467,719	192,566	295,766
<b>Sub-Total</b>		<b>2,294,985</b>	<b>4,029,825</b>	<b>7,008,727</b>
Private	Softwood	2,781,882	5,389,889	7,959,308
Private	Hardwood	404,569	149,086	261,453
<b>Sub-Total</b>		<b>3,186,451</b>	<b>5,538,975</b>	<b>8,220,761</b>
<b>TOTAL</b>		<b>5,481,436</b>	<b>9,568,800</b>	<b>15,229,488</b>
<b>Total Administrative Credits Applied</b>				<b>1,522,812</b>
<b>Net Completed Silviculture Credit Value</b>				<b>13,706,677</b>

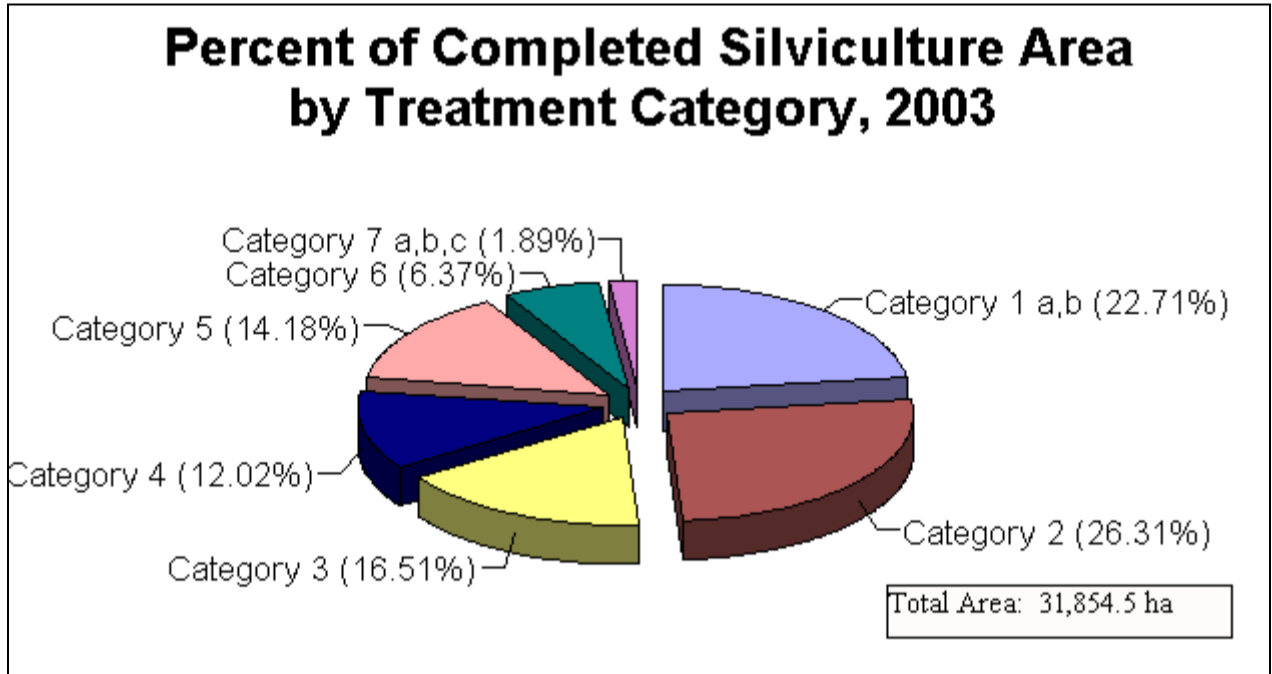
**Total Wood Acquisitions Requiring Silviculture by Tenure & Species, 2003**



**Percent of Total Wood Volumes Requiring W.A.P. Silviculture, 2003**



<b>TABLE 2. SUMMARY OF COMPLETED SILVICULTURE BY SILVICULTURE CATEGORY, AREA AND CREDIT VALUE - 2003</b>		
<b>Category</b>	<b>Area (hectares) (%)</b>	<b>Credit Value (%)</b>
1a. Natural Regeneration Establishment < 500 ha	7,140.8 (22)	357,041 (3)
1b. Natural Regeneration Establishment > 500 ha	94.3 (< 1)	28,287 (< 1)
2. Established Plantation	8,382.1 (26)	5,448,378 (40)
3. Early Competition Control: Plantation & Natural	5,258.0 (17)	1,577,406 (12)
4. Plantation (2): Density Controlled & Released	3,829.1 (12)	1,914,555 (14)
5. Natural (1): Density Controlled & Released	4,517.9 (14)	3,388,425 (25)
6. Commercially Thinned	2,029.0 (6)	811,604 (6)
7. Quality Improvement: (a) Crop Tree Released (b) Crop Trees Pruned (c) Selection Managed	204.2 (< 1) 278.5 (< 1) 120.55 (< 1)	61,269 (< 1) 83,547 (< 1) 36,165 (< 1)
<b>TOTALS</b>	<b>31,854.5</b>	<b>13,706,677</b>



<b>TABLE 3. SUMMARY OF COMPLETED SILVICULTURE BY SPECIES TYPE AND CREDIT VALUE - 2003</b>		
<b>Species Type</b>	<b>Credit Value</b>	<b>% of Total</b>
Softwood	14,672,269	96%
Hardwood	557,219	4%
<b>Total</b>	<b>15,229,488</b>	<b>100</b>

<b>TABLE 4. SUMMARY OF COMPLETED SILVICULTURE BY CATEGORY AND TENURE CLASS - 2003</b>		
<b>Category</b>	<b>Credit Value</b>	
	<b>Industrial</b>	<b>Private</b>
1a Natural Regeneration Establishment < 500/ha	292,408	64,633
1b Natural Regeneration Establishment > 500/ha	1,230	27,057
2. Established Plantation	1,768,715	3,679,663
3. Early Competition Control: Plantation & Natural	745,683	831,723
4. Plantation (2): Density Controlled & Released	1,279,665	634,890
5. Natural (1): Density Controlled & Released	1,498,980	1,889,445
6. Commercially Thinned	673,684	137,920
7. Quality Improvement: (a) Crop Tree Released	32,628	28,641
(b) Crop Trees Pruned	14,460	69,087
(c) Selection Managed	465	35,700
<b>TOTALS</b>	<b>6,307,918</b>	<b>7,398,759</b>
	<b>13,706,677</b>	

**TABLE 5. SUMMARY OF COMPLETED SILVICULTURE AREA (HECTARES)  
BY SILVICULTURE CATEGORY AND TENURE CLASS - 2003**

Category	Area Treated (hectares) Tenure Class			
	Industrial Softwood	Private Softwood	Industrial Hardwood	Private Hardwood
1a Natural Regeneration Establishment < 500/ha	2,073.96	1,012.11	3,774.20	280.54
1b Natural Regeneration Establishment > 500/ha	4.10	90.19	0.00	0.00
2. Established Plantation	2,721.10	5,661.02	0.00	0.00
3. Early Competition Control: Plantation & Natural	2,485.61	2,772.41	0.00	0.00
4. Plantation (2): Density Controlled & Released	2,559.33	1,269.78	0.00	0.00
5. Natural (1): Density Controlled & Released	1,933.89	2,280.50	64.75	238.76
6. Commercially Thinned	1,684.21	282.55	0.00	62.25
7. Quality Improvement: (a) Crop Tree Released (b) Crop Trees Pruned (c) Selection Managed	60.56 0.0 1.55	95.47 230.29 61.29	48.20 48.20 0.0	0.0 0.0 57.1
<b>TOTAL AREA</b>	<b>13,524.3</b>	<b>13,755.6</b>	<b>3,935.4</b>	<b>639.3</b>
<b>TOTAL AREA BY SPECIES (%)</b>	<b>27,279.9 (86%)</b>		<b>4,574.6 (14%)</b>	

**Percent of Total Area of Completed  
Silviculture by Tenure & Species, 2003**

