

# Royal Gazette

## Part II Regulations under the Regulations Act

Printed by the Queen's Printer

Halifax, Nova Scotia

Vol. 36, No. 18

September 7, 2012

### Contents

Act	Reg. No.	Page
<b>Dalhousie University-Nova Scotia Agricultural College Merger Act</b>		
Proclamation of Act, S. 23, S.N.S. 2012, c. 3–S. 16, 17 and 20 to 22 . . . . .	160/2012	492
<b>Insurance Act</b>		
Automobile Insurance Contract Mandatory Conditions Regulations–amendment . . . . .	161/2012	493
Automobile Insurance Underwriting Practices Regulations–amendment . . . . .	162/2012	494
<b>Motor Vehicle Act</b>		
School Areas Regulations . . . . .	164/2012	496
Traffic Signs Regulations . . . . .	165/2012	497
<b>Municipal Government Act</b>		
Designation of Debts Order . . . . .	163/2012	494
<b>Petroleum Products Pricing Act</b>		
Prescribed Petroleum Products Prices . . . . .	159/2012	490
Prescribed Petroleum Products Prices . . . . .	166/2012	518

**In force date of regulations:** As of March 4, 2005\*, the date a regulation comes into force is determined by subsection 3(6) of the *Regulations Act*. The date a regulation is made, the date a regulation is approved, the date a regulation is filed and any date specified in a regulation are important to determine when the regulation is in force.

\*Date that subsections 3(6) and (7) and Sections 11 and 13 of the *Regulations Act* and amendments to the *Regulations Act* made by Chapter 46 of the Acts of 2004 were proclaimed in force.

**N.S. Reg. 159/2012**

Made: August 16, 2012

Filed: August 17, 2012

Prescribed Petroleum Products Prices

Order dated August 16, 2012  
made by the Nova Scotia Utility and Review Board  
pursuant to Section 14 of the *Petroleum Products Pricing Act*  
and Sections 16 to 19 of the *Petroleum Products Pricing Regulations*

**Order****NSUARB-GAS-W-12-33****In the Matter of the *Petroleum Products Pricing Act*****- and -**

**In the Matter of Prescribing Prices for Petroleum Products  
pursuant to Section 14 of the *Petroleum Products Pricing Act* and  
Sections 16 to 19 of the *Petroleum Products Pricing Regulations***

**Before:** Roland A. Deveau, Q.C., Acting Vice-Chair**Order**

**Whereas** the purpose of the *Petroleum Products Pricing Regulations* is to ensure just and reasonable prices for specified petroleum products taking into consideration the objectives of preserving the availability of such products in rural areas, stabilizing prices of such products and minimizing the variances in prices of such products across the Province;

**And whereas** the Nova Scotia Utility and Review Board (“Board”) considered the manner in which it would proceed to set petroleum prices in its decision, 2006 NSUARB 108, issued on October 16, 2006;

**And whereas** the Board revised the retail margin and transportation allowance effective January 6, 2012, in its decision, 2011 NSUARB 181, issued on November 23, 2011;

**And whereas** the average of the average of the daily high and low reported product prices (in Canadian cents) for the week ended August 15, 2012, are:

Grade 1 Regular gasoline	78.3¢ per litre
Ultra-low-sulfur diesel oil	82.7¢ per litre

**Now therefore** the Board prescribes the benchmark prices for petroleum products to be:

Gasoline:	
Grade 1	78.3¢ per litre
Grade 2	81.3¢ per litre
Grade 3	84.3¢ per litre
Ultra-low-sulfur diesel oil	82.7¢ per litre

**And now therefore** the Board has determined, based on historical data regarding price changes and to achieve revenue neutrality, it is appropriate to apply, and the Board so orders, forward averaging corrections of:

Gasoline:	plus 1.5¢ per litre
Ultra-low-sulfur diesel oil:	plus 1.6¢ per litre

**And now therefore** the Board prescribes the prices for petroleum products as set forth in Schedule “A” effective on and after 12:01 a.m., August 17, 2012.

**Dated** at Halifax, Nova Scotia, this 16th day of August, 2012.

Sgd: *Elaine Wagner*  
Clerk of the Board

## Schedule "A"

**Prices Prescribed for Petroleum Products  
under the *Petroleum Products Pricing Act* and the  
*Petroleum Products Pricing Regulations*  
effective on and after 12:01 a.m. on August 17, 2012**

Nova Scotia Petroleum Price Schedule								
Petroleum Prices in Cents/Litre					Self-Service Pump Prices		Full-Service Pump Prices	
(Pump Prices includes 15% HST)								
	Base Wholesale Price	Fed. Excise Tax	Prov. Tax	Wholesale Selling Price	Min	Max	Min	Max
<b>Zone 1</b>								
Regular Unleaded	86.3	10.0	15.5	111.8	134.1	136.2	134.1	999.9
Mid-Grade Unleaded	89.3	10.0	15.5	114.8	137.5	139.6	137.5	999.9
Premium Unleaded	92.3	10.0	15.5	117.8	141.0	143.1	141.0	999.9
Ultra-Low-Sulfur Diesel	90.8	4.0	15.4	110.2	132.3	134.3	132.3	999.9
<b>Zone 2</b>								
Regular Unleaded	86.8	10.0	15.5	112.3	134.7	136.7	134.7	999.9
Mid-Grade Unleaded	89.8	10.0	15.5	115.3	138.1	140.2	138.1	999.9
Premium Unleaded	92.8	10.0	15.5	118.3	141.6	143.6	141.6	999.9
Ultra-Low-Sulfur Diesel	91.3	4.0	15.4	110.7	132.8	134.9	132.8	999.9
<b>Zone 3</b>								
Regular Unleaded	87.2	10.0	15.5	112.7	135.1	137.2	135.1	999.9
Mid-Grade Unleaded	90.2	10.0	15.5	115.7	138.6	140.6	138.6	999.9
Premium Unleaded	93.2	10.0	15.5	118.7	142.0	144.1	142.0	999.9
Ultra-Low-Sulfur Diesel	91.7	4.0	15.4	111.1	133.3	135.4	133.3	999.9
<b>Zone 4</b>								
Regular Unleaded	87.3	10.0	15.5	112.8	135.2	137.3	135.2	999.9
Mid-Grade Unleaded	90.3	10.0	15.5	115.8	138.7	140.8	138.7	999.9
Premium Unleaded	93.3	10.0	15.5	118.8	142.1	144.2	142.1	999.9
Ultra-Low-Sulfur Diesel	91.8	4.0	15.4	111.2	133.4	135.5	133.4	999.9
<b>Zone 5</b>								
Regular Unleaded	87.3	10.0	15.5	112.8	135.2	137.3	135.2	999.9
Mid-Grade Unleaded	90.3	10.0	15.5	115.8	138.7	140.8	138.7	999.9
Premium Unleaded	93.3	10.0	15.5	118.8	142.1	144.2	142.1	999.9
Ultra-Low-Sulfur Diesel	91.8	4.0	15.4	111.2	133.4	135.5	133.4	999.9
<b>Zone 6</b>								
Regular Unleaded	88.0	10.0	15.5	113.5	136.0	138.1	136.0	999.9
Mid-Grade Unleaded	91.0	10.0	15.5	116.5	139.5	141.6	139.5	999.9
Premium Unleaded	94.0	10.0	15.5	119.5	142.9	145.0	142.9	999.9
Ultra-Low-Sulfur Diesel	92.5	4.0	15.4	111.9	134.2	136.3	134.2	999.9

**N.S. Reg. 160/2012**

Made: August 20, 2012

Filed: August 20, 2012

Proclamation, S. 23, S.N.S. 2012, c. 3

Order in Council 2012-268 dated August 20, 2012  
Proclamation made by the Governor in Council  
pursuant to Section 23 of the  
*Dalhousie University-Nova Scotia Agricultural College Merger Act*

The Governor in Council on the report and recommendation of the Minister of Agriculture dated June 6, 2012, and pursuant to Section 23 of Chapter 3 of the Acts of 2012, the *Dalhousie University-Nova Scotia Agricultural College Merger Act*, and subsection (7) of Section 3 of Chapter 235 of the Revised Statutes, 1989, the *Interpretation Act*, is pleased to order and declare by proclamation that Sections 16, 17 and 20 to 22 of Chapter 3 of the Acts of 2012, the *Dalhousie University-Nova Scotia Agricultural College Merger Act*, do come into force on and not before September 1, 2012.

PROVINCE OF NOVA SCOTIA

sgd: **J. J. Grant**

G/S

ELIZABETH THE SECOND, by the Grace of God,  
of the United Kingdom, Canada and Her Other  
Realms and Territories, Queen, Head of the  
Commonwealth, Defender of the Faith.

TO ALL TO WHOM THESE PRESENTS SHALL COME, OR WHOM THE SAME MAY IN ANY WISE  
CONCERN,

GREETING:

**A PROCLAMATION**

WHEREAS in and by Section 23 of Chapter 3 of the Acts of 2012, the *Dalhousie University-Nova Scotia Agricultural College Merger Act*, it is enacted as follows:

- 23** This Act comes into force on such day as the Governor in Council orders and declares by proclamation.

AND WHEREAS it is deemed expedient that Sections 16, 17 and 20 to 22 of Chapter 3 of the Acts of 2012, the *Dalhousie University-Nova Scotia Agricultural College Merger Act*, do come into force on and not before September 1, 2012;

NOW KNOW YE THAT WE, by and with the advice of the Executive Council of Nova Scotia, do by this Our Proclamation order and declare that Sections 16, 17 and 20 to 22 of Chapter 3 of the Acts of 2012, the *Dalhousie University-Nova Scotia Agricultural College Merger Act*, do come into force on and not before September 1, 2012, of which all persons concerned are to take notice and govern themselves accordingly.

IN TESTIMONY WHEREOF We have caused these  
our Letters to be made Patent and the  
Great Seal of Nova Scotia to be  
hereunto affixed.

WITNESS, Our Trusty and Well Beloved His Honour  
Brigadier-General, the Honourable J. J. Grant  
(Retired), Lieutenant Governor of the Province of  
Nova Scotia.

AT Our Government House in the Halifax Regional Municipality, this 20th day of August in the year of Our Lord two thousand and twelve and in the sixty-first year of Our Reign.

BY COMMAND:

**sgd: Ross Landry**  
Provincial Secretary  
Minister of Justice and Attorney General

---

**N.S. Reg. 161/2012 to 162/2012**

Made: August 20, 2012

Filed: August 20, 2012

Automobile Insurance Contract Mandatory Conditions Regulations  
and Automobile Insurance Underwriting Practices Regulations

Order in Council 2012-274 dated August 20, 2012  
Amendment to regulations made by the Governor in Council  
pursuant to Section 159 and subsection 159A(2) of the *Insurance Act*

The Governor in Council on the report and recommendation of the Minister responsible for the *Insurance Act* dated July 18, 2012, and pursuant to Section 159 and subsection 159A(2) of Chapter 231 of the Revised Statutes of Nova Scotia, [1989,] the *Insurance Act*, is pleased, effective on and after August 20, 2012, to

- (a) pursuant to Section 159 of the Act, amend the *Automobile Insurance Contract Mandatory Conditions Regulations*, N.S. Reg. 181/2003, made by the Governor in Council by Order in Council 2003-456 dated October 31, 2003, in the manner set forth in Schedule “A” attached to and forming part of the report and recommendation; and
- (b) pursuant to subsection 159A(2) of the Act, amend the *Automobile Insurance Underwriting Practices Regulations*, N.S. Reg. 125/2003, made by the Governor in Council by Order in Council 2003-279 dated June 24, 2003, in the manner set forth in Schedule “B” attached to and forming part of the report and recommendation.

**N.S. Reg. 161/2012**

Automobile Insurance Contract Mandatory Conditions Regulations

**Schedule “A”**

**Amendment to the *Automobile Insurance Contract Mandatory Conditions Regulations* made by the Governor in Council under Section 159 of Chapter 231 of the Revised Statutes of Nova Scotia, 1989, the *Insurance Act***

Part I of Subsection 2 of Schedule 2 to the *Automobile Insurance Contract Mandatory Conditions Regulations*, N.S. Reg. 181/2003, made by the Governor in Council by Order in Council 2003-456 dated October 31, 2003, is amended by striking out “sub-sub-paragraph (ii) of subparagraph (b) of paragraph B” in clause (c) of paragraph A and substituting “clauses (b) and (c) of provision (2) of paragraph B”.

**N.S. Reg. 162/2012**

Automobile Insurance Underwriting Practices Regulations

**Schedule "B"****Amendment to the *Automobile Insurance Underwriting Practices Regulations* made by the Governor in Council under subsection 159A(2) of Chapter 231 of the Revised Statutes of Nova Scotia, 1989, the *Insurance Act***

Clause 4(2)(d) of the *Automobile Insurance Underwriting Practices Regulations*, N.S. Reg. 125/2003, made by the Governor in Council by Order in Council 2003-279 dated June 24, 2003, is amended by

- (a) striking out the period at the end of subclause (vii) and substituting a comma; and
- (b) adding the following subclauses immediately after subclause (vii):
  - (viii) has made an inquiry about coverage under a contract that did not result in a claim for payment or indemnification under that contract,
  - (ix) has made a notification of an incident that did not result in a claim for payment or indemnification under a contract.

**N.S. Reg. 163/012**

Made: August 16, 2012

Filed: August 21, 2012

Designation of Debts Order

Order dated August 16, 2012  
made by the Minister of Service Nova Scotia and Municipal Relations  
pursuant to subsection 452A(2) of the *Municipal Government Act*

**In the Matter of Subsection 452A(2) of Chapter 18 of the  
Acts of 1998, the *Municipal Government Act*****and****In the Matter of the Designation of Debts Owing to Municipalities as Debts  
Due to Her Majesty in the Right of the Province****Order**

I, John MacDonell, Minister of Service Nova Scotia and Municipal Relations, pursuant to subsection 452A(2) of Chapter 18 of the Acts of 1998, the *Municipal Government Act*, at the request of the municipalities listed in Schedule "A" attached to and forming part of this Order, designate the following debts owing to municipalities to be debts due to Her Majesty in right of the Province of Nova Scotia, effective on and after the date of this Order:

All fines which are unpaid as of June 30, 2012, and which have been ordered by the Nova Scotia Supreme Court or the Nova Scotia Provincial Court to be paid by an offender for contravention of a by-law of any of the municipalities listed in Schedule "A" attached to and forming part of this Order.

Made at Halifax, Nova Scotia, on August 16, 2012.

Sgd.: *John MacDonell*  
Honourable John MacDonell,  
Minister of Service Nova Scotia and Municipal Relations

**Schedule "A"**  
**List of Municipalities**  
**(Designation of Debts for Unpaid Fines)**

Municipality of the County of Antigonish	Town of Amherst
Municipality of the District of Argyle	Town of Antigonish
Municipality of Barrington	Town of Berwick
Municipality of the District of Chester	Town of Bridgetown
Municipality of Clare	Town of Clark's Harbour
Municipality of the County of Colchester	Town of Digby
Municipality of the District of Digby	Town of Lockeport
Municipality of the District of Guysborough	Town of Lunenburg
Halifax Regional Municipality	Town of Mahone Bay
Municipality of the District of East Hants	Town of Middleton
Municipality of the District of West Hants	Town of Mulgrave
Municipality of the District of Lunenburg	Town of New Glasgow
Municipality of the County of Pictou	Town of Oxford
Municipality of the County of Richmond	Town of Shelburne
Region of Queens Municipality	Town of Stewiacke
Municipality of the District of St. Mary's	Town of Trenton
	Town of Windsor
	Village of Pugwash

**N.S. Reg. 164/2012**

Made: August 21, 2012

Filed: August 21, 2012

School Areas Regulations

Order dated August 21, 2012  
made by the Minister of Transportation and Infrastructure Renewal  
pursuant to subsection 103(2C) of the *Motor Vehicle Act*

**In the matter of subsection 103(2C) of Chapter 293 of the  
Revised Statutes of Nova Scotia, 1989,  
the *Motor Vehicle Act***

- and -

**In the matter of Regulations Respecting School Areas**

**Order**

I, Maurice Smith, QC, Minister of Transportation and Infrastructure Renewal for the Province of Nova Scotia, pursuant to subsection 103(2C) of Chapter 293 of the Revised Statutes of Nova Scotia, 1989, the *Motor Vehicle Act*, hereby make regulations respecting school areas in the form set forth in the attached Schedule "A", effective on and after September 1, 2012, the date that Chapter 46 of the Acts of 2011, the *Safer School Zones Act*, comes into force.

Dated and made at Halifax, in the Halifax Regional Municipality, Nova Scotia, August 21, 2012.

Sgd.: *Maurice Smith*  
The Honourable Maurice Smith, QC  
Minister of Transportation and Infrastructure Renewal

**Schedule "A"**

**Regulations Respecting School Areas  
made by the Minister of Transportation and Infrastructure Renewal  
pursuant to subsection 103(2C) of Chapter 293 of the  
Revised Statutes of Nova Scotia, 1989, the *Motor Vehicle Act***

**Citation**

1 These regulations may be cited as the *School Areas Regulations*.

**Definition of school area**

- 2 (1) In Section 103 of the *Motor Vehicle Act* and these regulations, "school area" means the area of a highway between
- (a) a WC-1 "school area" sign and an RB-1 "maximum speed" sign below which is placed an R102T "end school area" tab sign; or
  - (b) a WC-1 "school area" sign and an R-102 "end school area" sign.
- (2) The references to signs in clauses (1)(a) and (b) are to the official traffic signs as designated and described in the *Traffic Signs Regulations* made under the *Motor Vehicle Act*.



**Conditions for school area**

- 3 (1) The reduced speed limits for a school area set out in subsection 103(2) of the Act apply only if a child is present in the school area.
- (2) A child is deemed to be present in a school area if a child is outdoors and
- (a) on the highway in the school area; or
  - (b) on land within 30 m of the centre line of the travelled portion of the highway in the school area.
- 

**N.S. Reg. 165/2012**

Made: August 22, 2012

Filed: August 23, 2012

Traffic Signs Regulations

Order dated August 22, 2012

Regulations made by the Minister of Transportation and Infrastructure Renewal  
pursuant to Section 88 of the *Motor Vehicle Act*

**In the Matter of Section 88 of Chapter 293  
of the Revised Statutes of Nova Scotia, 1989,  
the *Motor Vehicle Act***

**-and-**

**In the Matter of an Order Respecting Traffic Signs  
made by the Minister of Transportation and Infrastructure Renewal  
under Section 88 of the *Motor Vehicle Act***

**Order**

I, Maurice Smith, QC, Minister of Transportation and Infrastructure Renewal for the Province of Nova Scotia, pursuant to Section 88 of Chapter 293 of the Revised Statutes of Nova Scotia, 1989, the *Motor Vehicle Act*, do hereby, effective on and after September 1, 2012,

- (a) repeal the regulations regarding traffic signs, N.S. Reg. 47/2001, made by the Minister of Transportation and Public Works by Order dated April 30, 2001; and
- (b) make new regulations respecting traffic signs in the form set forth in Schedule "A" attached.

Dated and made at Halifax, in the Halifax Regional Municipality, Nova Scotia, this 22nd day of August, 2012.

Sgd.: *Maurice Smith*  
Honourable Maurice Smith, QC  
Minister of Transportation and Infrastructure Renewal

**Schedule "A"****Regulations Respecting Official Traffic Signs  
made by the Minister of Transportation and Infrastructure Renewal  
under Section 88 of Chapter 293 of the Revised Statutes of Nova Scotia, 1989,  
the *Motor Vehicle Act*****Citation**

1 These regulations may be cited as the *Traffic Signs Regulations*.

**Definitions**

2 In these regulations,

“Act” means the *Motor Vehicle Act*;

“Provincial Traffic Authority” means the person appointed by the Minister under Section 86 of the Act as Provincial Traffic Authority;

“Schedule” means the document entitled *Province of Nova Scotia Schedule of Official Traffic Signs* attached to and forming part of these regulations;

“traffic authority” means a traffic authority appointed under Section 86 of the Act, Section 311 of the *Municipal Government Act* or Section 7 of the *Halifax-Dartmouth Bridge Commission Act*.

**Advisory or warning signs**

- 3 (1) In this Section, “Manual” means the *Manual of Uniform Traffic Control Devices for Canada*, Fourth Edition, September 1998, published by the Transportation Association of Canada, as revised from time to time.
- (2) An official traffic sign that is not described in these regulations may be erected or placed on or near a highway for advisory or warning purposes if
- (a) the sign conforms to the description, depiction and specifications prescribed in the Manual, to the extent that the Manual is not inconsistent with the Act and its regulations, or
  - (b) the sign is approved by the Provincial Traffic Authority.

**Official traffic sign must be in accordance with description and depiction**

- 4 (1) Except as provided in Section 3 for official traffic signs erected for advisory or warning purposes, and subject to subsection (2), an official traffic sign must be made in accordance with its description in the table in Section 8 and its depiction in the Schedule.
- (2) The distance, speed, weight, time or date shown on an official traffic sign described in these regulations may be varied by the Minister or the traffic authority.

**Lettering style, dimensions and proportions of signs**

- 5 (1) Letters, numerals and symbols on an official traffic sign described in these regulations must conform as nearly as possible to the styles and proportions shown on the sign as depicted in the Schedule.
- (2) The dimensions shown in the Schedule for an official traffic sign are the minimum dimensions allowed, and may be increased proportionally.

**Expressing rate of speed or speed limit**

6 Notice of a maximum or minimum rate of speed or a speed limit in kilometres per hour that has been fixed and approved for a highway may be given by an official traffic sign on which is displayed

- (a) “maximum” or “truck maximum” or “minimum”; and
- (b) the rate of speed expressed merely as a numeral without description or qualifying words.

**Abbreviations for displaying time of day**

7 An official traffic sign that displays a time of day may use “h” to designate an hour and “m” to designate a minute.

**Designations and descriptions of official traffic signs**

8 Unless varied by the Minister or a traffic authority under subsection 4(2), designations and descriptions of the official traffic signs are as set out in the following table:

<b>Designations and Descriptions of Official Traffic Signs</b>	
<b>Individual Sign Designations and Descriptions</b>	
<b>Designation</b>	<b>Description</b>
RA-1	<p><b>“Stop” sign</b></p> <ul style="list-style-type: none"> <li>• must have block capital white letters on a red background</li> <li>• lettering must be at least 20 cm in height</li> </ul>
RA-2	<p><b>“Yield” sign</b></p> <ul style="list-style-type: none"> <li>• must have a red band on a white background</li> </ul>
RA-3 (R or L)	<p><b>“School crosswalk” sign</b></p> <ul style="list-style-type: none"> <li>• must have a black symbol of 2 pedestrians on a white background</li> <li>• must be oriented so that the symbol shows the pedestrians walking toward the centre of the roadway</li> </ul>
RA-4 (R or L)	<p><b>“Pedestrian crosswalk” sign</b></p> <ul style="list-style-type: none"> <li>• must have a black symbol of a pedestrian on a white background</li> <li>• must be oriented so that the symbol shows the pedestrian walking toward the centre of the roadway</li> </ul>
RA-5 (R or L)	<p><b>“Pedestrian crosswalk” overhead sign</b></p> <ul style="list-style-type: none"> <li>• must have a white symbol of a pedestrian on a black background</li> <li>• must be oriented so that the symbol shows the pedestrian walking toward the centre of the roadway</li> <li>• may be internally illuminated</li> </ul>
RA-8	<p><b>“Cross only at crosswalks” sign</b></p> <ul style="list-style-type: none"> <li>• must have block capital black letters on a white background</li> </ul>
RA-9	<p><b>“No pedestrian crossing” sign</b></p> <ul style="list-style-type: none"> <li>• must have block capital black letters on a white background</li> </ul>

RB-1	<p><b>“Maximum speed” sign</b></p> <ul style="list-style-type: none"> <li>• must have block capital black letters and black numerals on a white background</li> <li>• the numerals on the sign indicate the maximum speed in kilometres per hour at which a vehicle may be driven on the highway where the sign is erected</li> </ul>
RB-2	<p><b>“Trucks maximum speed” sign</b></p> <ul style="list-style-type: none"> <li>• must have block capital black letters and black numerals on a white background</li> <li>• the numerals on the sign indicate the maximum speed in kilometres per hour at which a truck may be driven on the highway where the sign is erected</li> </ul>
RB-3	<p><b>“Night speed” sign</b></p> <ul style="list-style-type: none"> <li>• must have block capital white letters and white numerals on a black background</li> <li>• the numerals on the sign indicate the maximum speed in kilometres per hour at which a vehicle may be driven at night on the highway where the sign is erected</li> </ul>
RB-4	<p><b>“Minimum speed” sign</b></p> <ul style="list-style-type: none"> <li>• must have block capital black letters and black numerals on a white background</li> <li>• the numerals on the sign indicate the minimum speed in kilometres per hour at which a vehicle may be driven on the highway where the sign is erected</li> </ul>
RB-5	<p><b>“Maximum speed ahead” sign</b></p> <ul style="list-style-type: none"> <li>• must have a black arrow and black numerals on a white background</li> <li>• the numerals on the sign indicate the maximum speed in kilometres per hour at which a vehicle may be driven in the speed zone in advance of which the sign is placed</li> </ul>
RB-9S	<p><b>“Except bicycles” tab sign</b></p> <ul style="list-style-type: none"> <li>• must have block capital black letters on a white background</li> <li>• may only be displayed in conjunction with the following signs: <ul style="list-style-type: none"> <li>- “through traffic prohibited” sign (RB-10),</li> <li>- “prohibitive turn control” sign (RB-11L, RB-11R or RB-16),</li> <li>- “restrictive turn control” sign (RB-14L, RB-14R, RB-15 or RB-15A),</li> <li>- “do not enter” sign (RB-23),</li> <li>- any other regulatory sign that approaching bicycle traffic is not required to comply with</li> </ul> </li> <li>• indicates that approaching bicycle traffic is not required to comply with the sign under which the tab sign is displayed</li> </ul>
RB-10	<p><b>“Through traffic prohibited” sign</b></p> <ul style="list-style-type: none"> <li>• must have a red circle and a diagonal line superimposed over a black arrow on a white background</li> <li>• indicates that traffic approaching the face of the sign must not proceed straight ahead</li> <li>• may be supplemented by any of the following signs appended to or placed beneath it: <ul style="list-style-type: none"> <li>- “except bicycles” tab sign (RB-9S)</li> <li>- “except buses” tab sign (RB-11S1)</li> <li>- “except authorized vehicles” tab sign (R-107)</li> </ul> </li> </ul>

RB-11L, RB-11R, RB-16	<p><b>“Prohibitive turn control” sign</b></p> <ul style="list-style-type: none"> <li>• must have a red circle and a diagonal line superimposed over a black arrow on a white background</li> <li>• indicates that traffic approaching the face of the sign must not turn in the direction shown by the black arrow on the sign</li> <li>• may be supplemented by any of the following signs appended to or placed beneath it: <ul style="list-style-type: none"> <li>- “except bicycles” tab sign (RB-9S)</li> <li>- “except buses” tab sign (RB-11S1)</li> <li>- “except authorized vehicles” tab sign (R-107)</li> </ul> </li> </ul>
RB-14L, RB-14R, RB-15, RB-15A	<p><b>“Restrictive turn control” sign</b></p> <ul style="list-style-type: none"> <li>• must have a green circle circumscribing a black arrow or arrows on a white background</li> <li>• indicates that traffic approaching the face of the sign must turn or travel only in the direction or directions shown by the black arrow or arrows on the sign</li> <li>• may be supplemented by any of the following signs appended to or placed beneath it: <ul style="list-style-type: none"> <li>- “except bicycles” tab sign (RB-9S)</li> <li>- “except buses” tab sign (RB-11S1)</li> <li>- “except authorized vehicles” tab sign (R-107)</li> </ul> </li> </ul>
RB-11S1	<p><b>“Except buses” tab sign</b></p> <ul style="list-style-type: none"> <li>• must have block capital black letters on a white background</li> <li>• may only be displayed in conjunction with the following signs: <ul style="list-style-type: none"> <li>- “through traffic prohibited” sign (RB-10)</li> <li>- “prohibitive turn control” sign (RB-11, RB-12 or RB-16)</li> <li>- “restrictive turn control” sign (RB-13, RB-14, RB-15 or RB-15A)</li> <li>- any other regulatory sign that an approaching bus is not required to comply with</li> </ul> </li> <li>• indicates that approaching bus traffic is not required to comply with the sign under which the tab sign is displayed</li> </ul>
RB-17R	<p><b>“No right turn on red” sign</b></p> <ul style="list-style-type: none"> <li>• must have a red circle and a diagonal line superimposed over a black arrow on a white background</li> <li>• a depiction of a black traffic signal head showing a red display must be located below the red circle</li> <li>• indicates to a driver facing a traffic signal head that they cannot make a right turn when the red light is displayed</li> <li>• may be supplemented by the R-105 “except with green arrow” sign, displayed as a tab beneath or forming part of the sign</li> </ul>
RB-17L	<p><b>“No left turn on red” sign</b></p> <ul style="list-style-type: none"> <li>• must have a red circle and a diagonal line superimposed over a black arrow on a white background</li> <li>• a depiction of a black traffic signal head showing a red display must be located below the red circle</li> <li>• indicates to a driver facing a traffic signal head that they cannot make a left turn when the red light is displayed</li> <li>• may be supplemented by the R-105 “except with green arrow” sign, displayed as a tab beneath or forming part of the sign</li> </ul>

RB-21	<p><b>“One way” sign</b></p> <ul style="list-style-type: none"> <li>• must have a white arrow on a black background</li> </ul>
RB-23	<p><b>“Do not enter” sign</b></p> <ul style="list-style-type: none"> <li>• must have a red circle on a white background with a thick white horizontal line in the centre of the circle</li> </ul>
RB-24	<p><b>“Two way traffic” sign</b></p> <ul style="list-style-type: none"> <li>• must have black symbols and black arrows on a white background</li> </ul>
RB-25	<p><b>“Keep right” sign</b></p> <ul style="list-style-type: none"> <li>• must have a black symbol and a black arrow on a white background</li> <li>• indicates that traffic proceeding beyond the sign must travel to the right of the sign</li> </ul>
RB-31	<p><b>“Do not pass” sign</b></p> <ul style="list-style-type: none"> <li>• must have a red circle circumscribing 2 black vehicle symbols with a red diagonal line superimposed over the vehicle symbols on a white background</li> </ul>
RB-31A	<p><b>“Do not pass here to crosswalk” sign</b></p> <ul style="list-style-type: none"> <li>• must have a red circle circumscribing 2 black vehicle symbols with a red diagonal line superimposed over the vehicle symbols on a white background</li> <li>• the words “do not pass here to crosswalk” must be below the symbol in block capital black letters on a white background</li> </ul>
RB-32	<p><b>“Passing permitted” sign</b></p> <ul style="list-style-type: none"> <li>• must have a green circle circumscribing 2 black vehicle symbols on a white background</li> </ul>
RB-34	<p><b>“Keep right except to pass” sign</b></p> <ul style="list-style-type: none"> <li>• must have block capital black letters on a white background</li> </ul>
RB-35	<p><b>“Slower traffic keep right” sign</b></p> <ul style="list-style-type: none"> <li>• must have block capital black letters on a white background</li> <li>• indicates to drivers that slower moving vehicles must travel in the right lane</li> </ul>
RB-36	<p><b>“Yield centre lane to opposing traffic” sign</b></p> <ul style="list-style-type: none"> <li>• must have block capital black letters on a white background</li> </ul>
RB-41L, RB-41R, RB-42L, RB-42R, RB-43, RB-44, RB-45, RB-48	<p><b>“Overhead lane control” sign</b></p> <ul style="list-style-type: none"> <li>• must have a white arrow or arrows on a black background</li> <li>• when mounted over a traffic lane, indicates that the traffic in the marked lane over which it is erected must proceed in the direction or directions shown by the arrow or arrows</li> <li>• RB-41L, RB-41R, RB-42L, RB-42R, RB-43, RB-44 and RB-45 signs may also be used in side-mounted installations if the traffic authority determines it is appropriate</li> <li>• when side-mounted indicates that the traffic in the marked lane immediately adjacent to the sign must proceed in the direction or directions shown by the arrow or arrows.</li> </ul>

RB-46A, RB-46B, RB-46L, RB-46R, RB-47A, RB-47B, RB-47C, RB-47D, RB-47E, RB-47L, RB-47R, RB-49	<p><b>“Side mounted lane control” sign</b></p> <ul style="list-style-type: none"> <li>• must have white arrows on a black background separated by short white lines</li> <li>• indicates that traffic in a lane must proceed in the direction shown for that lane</li> </ul>
RB-51, RB-52, RB-52A	<p><b>“No parking” sign</b></p> <ul style="list-style-type: none"> <li>• must have a red circle circumscribing a black letter “P” on a white background with a red diagonal line superimposed over the letter “P”</li> <li>• may have 1 or 2 arrows pointing in the direction or directions in which parking is prohibited and may have wording in block capital black letters showing where parking is prohibited, such as “on pavement”, “next 3 km”, “within 3 m of pavement”</li> <li>• may show in block capital black letters and black numerals the hours of the day and the days of the week during which parking is prohibited</li> <li>• may have, in block capital black letters, wording such as “bus stop”, “taxi stand”, “loading zone”, “except police vehicles” or other wording considered necessary by the traffic authority under whose authority the sign is erected</li> <li>• may be placed side-by-side with a “parking permitted” sign (RB-53) on 1 sign plate that has a white background and dimensions of at least 60 cm along its horizontal axis and 75 cm along its vertical axis, if the sign plate also has a “no stopping” sign (RB-55, RB-57, RB-57A) placed on it above or below the “no parking” and “parking permitted” signs</li> </ul>
RB-52B	<p><b>“Accessible parking” sign</b></p> <ul style="list-style-type: none"> <li>• must have a white background on which there is a red circle circumscribing a black letter “P” with a red diagonal line superimposed over the letter “P”, a white and blue disabled person symbol and in block capital black letters the words “accessible parking by permit only”</li> <li>• may have 1 or 2 black arrows pointing in the direction or directions in which parking is prohibited without the identification permit or number plate required under the Act or its regulations in order to park in an accessible parking zone</li> <li>• may show in block capital black letters and black numerals the length of time, the hours of [the] day and days of the week during which a person may park a vehicle on which is displayed the required identification permit or number plate in an accessible parking zone</li> <li>• may be placed side-by-side with a “parking permitted” sign (RB-53) on 1 sign plate that has a white background and dimensions of at least 60 cm along its horizontal axis and 75 cm along its vertical axis, if the sign plate also has a “no stopping” sign (RB-55, RB-57, RB-57A) placed on it above or below the “no parking” and “parking permitted” signs</li> </ul>
RB-53	<p><b>“Parking permitted” sign</b></p> <ul style="list-style-type: none"> <li>• must have a green circle circumscribing a black capital letter “P” on a white background</li> <li>• may have 1 or 2 black arrows pointing in a direction or directions in which parking is permitted</li> <li>• may show in block capital black letters and black numerals the length of time, hours of the day, or days of the week during which parking is permitted</li> </ul>



	<ul style="list-style-type: none"> <li>• may have, in block capital black letters, other wording considered necessary by the traffic authority under whose authority the sign is erected</li> <li>• may be placed side-by-side with a “no parking” sign (RB-51, RB-52, RB-52A) or an “accessible parking” sign (RB-52B) on 1 sign plate that has a white background and dimensions of at least 60 cm along its horizontal axis and 75 cm along its vertical axis, if the sign plate also has a “no stopping” sign (RB-55, RB-57, RB-57A) placed on it above or below the “no parking” and “parking permitted” signs</li> </ul>
RB-55, RB-57, RB-57A	<p><b>“No stopping” sign</b></p> <ul style="list-style-type: none"> <li>• must have a red circle circumscribing a black octagon symbol on a white background with a red diagonal line superimposed over the octagon symbol</li> <li>• may have 1 or 2 black arrows pointing in the direction or directions in which stopping is prohibited</li> <li>• may have wording in block capital black letters showing where stopping is prohibited, such as “on pavement”, “next 3 km”, “within 3 m of pavement”</li> <li>• may show in block capital black letters and black numerals the hours of the day and days of the week during which stopping is prohibited</li> <li>• must be placed above or below a sign plate that holds a “no parking” sign (RB-51, RB-52, RB-52A, RB-52B) and a “parking permitted” sign (RB-53) placed side-by-side and, if so placed, despite its depiction in the Schedule, <ul style="list-style-type: none"> <li>- the “no stopping” sign must have dimensions of at least 60 cm along its horizontal axis and 30 cm along its vertical axis</li> <li>- if the “no stopping” sign includes words or letters, numerals, or words and an arrow or arrows, the words or letters, numerals, or words and arrow or arrows must be positioned on the sign to the right of the black octagon, red circle and red diagonal</li> </ul> </li> </ul>
RB-61	<p><b>“Truck route” sign</b></p> <ul style="list-style-type: none"> <li>• must have a green circle circumscribing a black truck symbol on a white background</li> </ul>
RB-61S-A, RB-61S-B, RB-61S-C	<p><b>“Truck route arrows” sign</b></p> <ul style="list-style-type: none"> <li>• must have a black arrow or arrows on a white background or a white arrow or arrows on a black background</li> <li>• may show in block capital black letters and black numerals on a white background or in block capital white letters and white numerals on a black background the hours of the day and days of the week during which trucks are allowed to operate on the highway</li> <li>• must be displayed as a tab beneath or form part of a “truck route” sign (RB-61)</li> <li>• indicates that truck traffic approaching the sign must proceed or travel only in the direction or directions shown by the arrow or arrows and only during the period of time shown</li> </ul>
RB-62	<p><b>“Truck prohibition” sign</b></p> <ul style="list-style-type: none"> <li>• must have a red circle circumscribing a black truck symbol on a white background with a red diagonal line superimposed over the truck symbol</li> <li>• indicates that a truck with a registered weight of over 3000 kg must not be used on the highway except to make a local delivery</li> </ul>



RB-63	<p><b>“Weight limit control” sign</b></p> <ul style="list-style-type: none"> <li>• must have block capital black letters and black numerals on a white background</li> <li>• the numerals on the sign show the maximum gross vehicle weight in tonnes permitted for a vehicle on the highway</li> </ul>
RB-63A	<p><b>“Bridge weight restriction” sign</b></p> <ul style="list-style-type: none"> <li>• must have block capital black letters and black numerals on a white background</li> <li>• shows the maximum permitted loading for a variety of axle weights for the bridge</li> <li>• indicates that a vehicle exceeding the gross vehicle weight or applicable axle weight shown on the sign must not be used on the bridge</li> </ul>
RB-63B	<p><b>“Vehicle combination bridge weight restriction” sign</b></p> <ul style="list-style-type: none"> <li>• must have block capital black letters, black numerals and black truck symbols on a white background</li> <li>• shows the maximum gross vehicle weights allowed on the bridge for a single unit vehicle, a combination of 2 vehicle units, and a combination of 3 vehicle units</li> <li>• indicates that a vehicle exceeding the applicable gross vehicle weight shown on the sign must not be used on the bridge</li> </ul>
RB-65	<p><b>“Snowmobiles prohibited” sign</b></p> <ul style="list-style-type: none"> <li>• must have a red circle circumscribing a black snowmobile symbol on a white background with a red diagonal line superimposed over the snowmobile symbol</li> </ul>
RB-66	<p><b>“Pedestrians prohibited” sign</b></p> <ul style="list-style-type: none"> <li>• must have a red circle circumscribing a black symbol of a walking pedestrian on a white background with a red diagonal line superimposed over the pedestrian symbol</li> </ul>
RB-67	<p><b>“Cycling prohibited” sign</b></p> <ul style="list-style-type: none"> <li>• must have a red circle circumscribing a black bicycle symbol on a white background with a red diagonal line superimposed over the bicycle symbol</li> </ul>
RB-68	<p><b>“Shared sidewalk” sign</b></p> <ul style="list-style-type: none"> <li>• must have a green circle circumscribing black symbols of a walking pedestrian and a bicycle on a white background</li> <li>• the words “shared sidewalk” must be below the green circle in block capital black letters</li> <li>• indicates that cyclists and pedestrians may use the sidewalk as determined by the traffic authority under whose authority the sign is erected</li> </ul>
R[B]-69	<p><b>“Dangerous goods route” sign</b></p> <ul style="list-style-type: none"> <li>• must have a green circle circumscribing a black diamond symbol on a white background</li> </ul>
RB-70	<p><b>“Dangerous goods prohibited” sign</b></p> <ul style="list-style-type: none"> <li>• must have a red circle circumscribing a black diamond symbol on a white background with a red diagonal line superimposed over the diamond symbol</li> <li>• indicates that the carriage of dangerous goods is prohibited on the highway</li> </ul>

RB-76	<p><b>“Truck inspection station (advance)” sign</b></p> <ul style="list-style-type: none"> <li>• must have black truck and scale symbols and a specified distance in black numerals on a white background</li> <li>• indicates that an inspection station is ahead and the distance to the inspection station</li> </ul>
RB-77	<p><b>“Truck inspection station exit” sign</b></p> <ul style="list-style-type: none"> <li>• must have black truck and scale symbols and a black upward-slanting arrow on a white background</li> <li>• indicates the exit for and direction to a truck inspection station</li> </ul>
RB-80, RB-80A, RB-81, RB-81A	<p><b>“Reserved lane” sign</b></p> <ul style="list-style-type: none"> <li>• must have a black symbol of a bus, taxi, vehicle or bicycle, or some combination of those, on a white background, together with a white diamond symbol on a black rectangular area in the upper left-hand corner of the sign</li> <li>• must have a black arrow to indicate the lane that is reserved</li> <li>• the number marked within the vehicle symbol represents the minimum number of occupants required for the vehicle to operate in the lane indicated by the sign</li> <li>• indicates that vehicles other than the vehicles specified on the sign must not be operated in the reserved lane</li> <li>• a reserved lane may be a designated lane on a highway or may comprise the entirety of the highway</li> <li>• a reserved lane sign for a lane intended to be reserved only on particular days and between particular hours must show those days or hours in block capital black letters and black numerals</li> <li>• when 1 or 2 vehicle symbols are to be displayed, RB-80 or RB-81 must be used</li> <li>• when 3 or more vehicle symbols are to be displayed, RB-80A or RB-81A must be used</li> <li>• RB-80 or RB-80A must be installed directly above the lane that is reserved</li> <li>• RB-81 or RB-81A must be installed adjacent to the lane that is reserved</li> <li>• the dates, times and combination of symbols displayed on a “reserved lane” sign are as determined by the traffic authority under whose authority the sign is erected</li> </ul>
RB-80S1	<p><b>“Begin reserved lane” tab sign</b></p> <ul style="list-style-type: none"> <li>• must have block capital black letters on a white background</li> <li>• indicates the start of a reserved lane, and must be displayed as a tab beneath or form part of the first reserved lane sign in a series</li> </ul>
RB-80S2	<p><b>“End reserved lane” tab sign</b></p> <ul style="list-style-type: none"> <li>• must have block capital black letters on a white background</li> <li>• indicates the end of a reserved lane and must be installed at the end of the reserved lane, usually as a tab displayed beneath or forming part of a reserved lane sign</li> </ul>
RB-90, RB-91	<p><b>“Reserved bicycle lane” sign</b></p> <ul style="list-style-type: none"> <li>• must have a black symbol of a bicycle on a white background, together with a white diamond symbol on a black rectangular area in the upper left-hand corner of the sign</li> <li>• must have a black arrow to indicate the lane that is reserved</li> <li>• indicates that the lane is reserved for use exclusively by bicycles</li> </ul>

	<ul style="list-style-type: none"> <li>the position of a reserved bicycle lane sign is determined by the location of the lane for which the sign is intended</li> <li>RB-90 must be installed directly above the lane that is reserved</li> <li>RB-91 must be installed adjacent to the lane that is reserved</li> <li>when a reserved bicycle lane is shared with buses, taxis or high-occupancy vehicles, the appropriate reserved lane sign (RB-80, RB-81, RB-80A, RB-81A) must be used instead of a reserved bicycle lane sign</li> </ul>
RB-92	<p><b>“Reserved bicycle lane ends” sign</b></p> <ul style="list-style-type: none"> <li>must have a black symbol of a bicycle and block capital black letters on a white background, together with a white diamond symbol on a black rectangular area in the upper left-hand corner of the sign</li> <li>must be installed at the end of a reserved bicycle lane to mark its end</li> </ul>
RC-2	<p><b>“No fishing from bridge” sign</b></p> <ul style="list-style-type: none"> <li>must have block capital black letters on a white background</li> </ul>
RC-4L, RC-4R	<p><b>“Stop line” sign</b></p> <ul style="list-style-type: none"> <li>must have block capital black letters on a white background, together with a black arrow to show the location of the stop line</li> <li>indicates the point at which a driver approaching the traffic control device must stop their vehicle</li> <li>must be oriented so that the arrow on the sign points toward the roadway</li> </ul>
WC-1	<p><b>“School area” sign</b></p> <ul style="list-style-type: none"> <li>must have a black symbol of a walking schoolboy and schoolgirl on a fluorescent yellow-green background</li> <li>indicates the beginning of a school area</li> </ul>
R-100	<p><b>“Wrong way” sign</b></p> <ul style="list-style-type: none"> <li>must have block capital white letters on a red background</li> </ul>
R-101	<p><b>“Through traffic keep right” sign</b></p> <ul style="list-style-type: none"> <li>must have block capital black letters on a white background</li> </ul>
R-102	<p><b>“End school area” sign</b></p> <ul style="list-style-type: none"> <li>must have block capital black letters on a fluorescent yellow-green background</li> <li>indicates to a driver that they are leaving a school area and the speed limit is reinstated to the speed limit that applies immediately before the start of that school area</li> </ul>
R-102T	<p><b>“End school area” tab sign</b></p> <ul style="list-style-type: none"> <li>must have block capital black letters on a fluorescent yellow-green background.</li> <li>when displayed below an RB-1 “maximum speed” sign, indicates to a driver that they are leaving a school area and the speed limit is the maximum speed shown on the RB-1 “maximum speed” sign</li> </ul>
R-103T	<p><b>“School area maximum speed 30” tab sign</b></p> <ul style="list-style-type: none"> <li>must have block capital black letters and black numerals on a white background</li> <li>when displayed below a WC-1 “school area” sign, indicates that the maximum speed in the school area is 30 km/h when children are present</li> </ul>

R-104T	<p><b>“School area maximum speed 50” tab sign</b></p> <ul style="list-style-type: none"> <li>• must have block capital black letters and black numerals on a white [white] background</li> <li>• when placed below [appended to?] a WC-1 “school area” sign, indicates that the maximum speed in the school area is 50 km/h when children are present</li> </ul>
R-105	<p><b>“Except with green arrow” sign</b></p> <ul style="list-style-type: none"> <li>• must have block capital black letters on a white background</li> </ul>
R-107	<p><b>“Except authorized vehicles” tab sign</b></p> <ul style="list-style-type: none"> <li>• must have block capital black letters on a white background</li> <li>• may be used [displayed?] in conjunction with any of the following signs: <ul style="list-style-type: none"> <li>- “through traffic prohibited” sign (RB-10)</li> <li>- “prohibitive turn control” sign (RB-11L, RB-11R or RB-16)</li> <li>- “restrictive turn control” sign (RB-14L, RB-14R, RB-15 or RB-15A)</li> <li>- any other regulatory sign that an approaching authorized vehicle is not required to comply with</li> </ul> </li> <li>• indicates that approaching authorized vehicles are not required to comply with the sign under which the tab sign is displayed</li> <li>• the traffic authority under whose authority the sign is erected determines the vehicle or class of vehicles that are authorized</li> </ul>
R-108	<p><b>“Time” sign</b></p> <ul style="list-style-type: none"> <li>• must have block capital black letters and black numerals on a white background</li> <li>• may be displayed under a “turn control” sign (RB-11 to RB-16A inclusive) or a “do not pass” sign (RB-31)</li> <li>• the letters and numerals on the “time” sign show the hours of the day and days of the week during which the other sign applies</li> </ul>
R-109	<p><b>“Tow-away zone” sign</b></p> <ul style="list-style-type: none"> <li>• must have block capital red letters on a white background</li> <li>• may be incorporated or placed with or appended to a “no parking” sign (RB-51 to RB-52B inclusive) or a “no stopping” sign (RB-55 to RB-57A inclusive)</li> </ul>
R-110	<p><b>“Emergency parking only” sign</b></p> <ul style="list-style-type: none"> <li>• must have block capital black letters on a white background</li> </ul>
R-111	<p><b>“Do not litter” sign</b></p> <ul style="list-style-type: none"> <li>• must have a red circle circumscribing a black symbol of a can on a white background with a red diagonal line superimposed over the can symbol</li> </ul>
R-112	<p><b>“Slow moving vehicles prohibited” sign</b></p> <ul style="list-style-type: none"> <li>• must have a red circle circumscribing a symbol of an orange triangle with a red border on a white background</li> <li>• must have a red diagonal line superimposed over the triangle symbol</li> </ul>
R-113	<p><b>“Keep off median” sign</b></p> <ul style="list-style-type: none"> <li>• must have block capital black letters on a white background</li> </ul>
R-114	<p><b>“Do not drive on paved shoulder” sign</b></p> <ul style="list-style-type: none"> <li>• must have block capital black letters on a white background</li> </ul>

R-115	<p><b>“Do not cross median” sign</b></p> <ul style="list-style-type: none"> <li>• must have block capital black letters on a white background</li> </ul>
R-116	<p><b>“Street closed local traffic only” sign</b></p> <ul style="list-style-type: none"> <li>• must have block capital black letters on a white background</li> </ul>
R-117, R-118	<p><b>“Road closed detour” sign</b></p> <ul style="list-style-type: none"> <li>• must have block capital black letters and a black single-headed or double-headed arrow on a white background</li> <li>• a driver facing the sign must proceed in the direction or one of the directions indicated by the arrows</li> </ul>
R-119, R-120	<p><b>“All traffic exit left” or “all traffic exit right” sign</b></p> <ul style="list-style-type: none"> <li>• must have block capital black letters and a black arrow on a white background</li> </ul>
R-121	<p><b>“Vehicles over 12 tonnes reduce speed” sign</b></p> <ul style="list-style-type: none"> <li>• must have block capital black letters on a white background</li> </ul>
R-122	<p><b>“Vehicles over 12 tonnes 15 km/h on bridge” sign</b></p> <ul style="list-style-type: none"> <li>• must have block capital black letters on a white background</li> </ul>
R-123	<p><b>“Gross weight” sign</b></p> <ul style="list-style-type: none"> <li>• must have block capital black letters and black numerals on a white background</li> <li>• may be displayed as a tab beneath the “truck route” sign (RB-61) or “truck prohibition” sign (RB-62)</li> <li>• indicates that a vehicle with a gross weight in excess of the gross weight stated on the sign must not be used on the highway</li> </ul>
R-124	<p><b>“Shut off your radio transmitter” sign</b></p> <ul style="list-style-type: none"> <li>• must have block capital black letters on a white background</li> </ul>
R-125	<p><b>“Trucks over xxxx kg registered weight report to scale” sign</b></p> <ul style="list-style-type: none"> <li>• must have block capital black letters on a white background</li> <li>• may have arrows or words directing trucks to the scale</li> <li>• indicates that a driver of a vehicle or vehicle combination with a total registered weight of more than the weight specified on the sign must report to the upcoming truck inspection station (scale)</li> </ul>
R-126	<p><b>“Report to scale when directed” sign</b></p> <ul style="list-style-type: none"> <li>• must have black truck and scale symbols and block capital black letters on a white background</li> <li>• indicates that a driver of a truck must report to the truck inspection station (scale) when directed by a “truck report to/bypass scale” sign (R-127)</li> </ul>
R-127	<p><b>“Truck report to/bypass scale” sign</b></p> <ul style="list-style-type: none"> <li>• must have a lighted electronic display on a black background that displays 1 of the following messages in block capital letters: <ul style="list-style-type: none"> <li>- “truck report to scale”, which indicates to a driver of a truck that they must report to the truck inspection station (scale)</li> <li>- “truck bypass scale”, which indicates to a driver of a truck that they may bypass the truck inspection station (scale)</li> </ul> </li> </ul>

R-128	<p><b>“Trucks right lane only next X km” sign</b></p> <ul style="list-style-type: none"> <li>• must have block capital black letters on a white background</li> <li>• indicates that a drivers of a vehicle or vehicle combination with a registered weight in excess of 4500 kg must use only the right lane for the distance specified on the sign</li> </ul>
R-200	<p><b>“No lane change ahead” sign</b></p> <ul style="list-style-type: none"> <li>• must have block capital black letters on a white background with an upward pointing black arrow</li> <li>• indicates that there is an area ahead where traffic must not change from one lane to another</li> </ul>
R-201	<p><b>“No lane change” sign</b></p> <ul style="list-style-type: none"> <li>• must have block capital black letters on a white background</li> <li>• indicates the beginning of an area where traffic must not change from one lane to another</li> </ul>
R-202	<p><b>“No lane change” overhead sign</b></p> <ul style="list-style-type: none"> <li>• must have block capital black letters on a white background with a downward pointing black arrow</li> <li>• erected over a marked lane to indicate that traffic in that lane must not travel from that lane to another lane</li> </ul>
R-203	<p><b>“End no lane change” sign</b></p> <ul style="list-style-type: none"> <li>• must have block capital black letters on a white background</li> <li>• indicates the end of no-lane-change area.</li> </ul>
<b>Colours Required for Sign Borders</b>	
<b>Border Colour</b>	<b>Sign Designation</b>
white	RA-1, RA-2, RA-5, RB-3, RB-21, RB-41L to RB-49 inclusive, RB-61S-C, R-100
black	RA-4, RA-8 to RB-2 inclusive, RB-4 to RB-17 inclusive, RB-23 to RB-36 inclusive, RB-51 to RB-61S-B inclusive, RB-62 to RC-4 inclusive, WC-1, R-101, R-102 to R-108 inclusive, R-110 to R-126 inclusive, R-128, R-200 to R-203 inclusive
red	R-109

# PROVINCE OF NOVA SCOTIA SCHEDULE OF OFFICIAL TRAFFIC SIGNS



RA-1  
60 x 60 cm



RA-2  
75 cm sides



RA-3 (R or L)  
60 x 75 cm



RA-4 (R or L)  
60 x 75 cm



RA-5 (R or L)  
60 x 75 cm



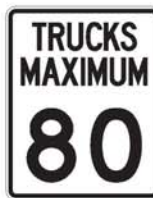
RA-8  
30 x 45 cm



RA-9  
30 x 45 cm



RB-1  
60x75 cm



RB-2  
60x75 cm



RB-3  
60x45 cm



RB-4  
60x75 cm



RB-5  
60 x 75 cm



RB-9S  
60 x 30 cm



RB-11S1  
60 x 30 cm



RB-10  
60 x 60 cm



RB-11L  
60 x 60 cm



RB-11R  
60 x 60 cm



RB-14L  
60 x 60 cm



RB-14R  
60 x 60 cm



RB-15  
60 x 60 cm



RB-15A  
60 x 60 cm



RB-16  
60 x 60 cm



RB-17R  
60 x 90 cm



RB-17L  
60 x 90 cm



RB-21  
90 x 30 cm



RB-23  
60 x 60 cm



RB-24  
60 x 75 cm



# PROVINCE OF NOVA SCOTIA SCHEDULE OF OFFICIAL TRAFFIC SIGNS



RB-25  
60 x 75 cm



RB-31  
60 x 60 cm



RB-31A  
90 x 120 cm



RB-32  
60 x 60 cm



RB-34  
60 x 75 cm




RB-35  
60 x 75 cm



RB-36  
90 x 150 cm




RB-41L  
60 x 60 cm



RB-41R  
60 x 60 cm



RB-42L  
60 x 60 cm



RB-42R  
60 x 60 cm



RB-43  
60 x 60 cm



RB-44  
60 x 60 cm



RB-45  
60 x 60 cm



RB-46L  
60 x 60 cm



RB-46R  
60 x 60 cm



RB-46A  
60 x 60 cm



RB-46B  
60 x 60 cm



RB-47L  
60 x 60 cm



RB-47R  
60 x 60 cm



RB-47A  
60 x 60 cm



RB-47B  
60 x 60 cm



RB-47C  
60 x 60 cm



RB-47D  
60 x 60 cm



RB-47E  
60 x 60 cm



# PROVINCE OF NOVA SCOTIA SCHEDULE OF OFFICIAL TRAFFIC SIGNS



RB-48  
60 x 60 cm



RB-49  
90 x 75 cm



RB-51  
30 x 30 cm



RB-52  
30 x 45 cm



RB-52A  
30 x 45 cm



RB-52B  
30 x 45 cm



RB-53  
30 x 45 cm



RB-55  
30 x 30 cm



RB-57  
30 x 45 cm



RB-57A  
30 x 45 cm



RB-61  
60 x 60 cm



RB-61SA  
60 x 45 cm



RB-61SB  
60 x 45 cm



RB-61SC  
60 x 45 cm




RB-62  
60 x 60 cm



RB-63  
60 x 75 cm



RB-63A  
90 x 90 cm



RB-63B  
90 x 120 cm



RB-65  
60 x 60 cm



RB-66  
60 x 60 cm



RB-67  
60 x 60 cm



RB-68  
30 x 45 cm



RB-69  
60 x 60 cm



RB-70  
60 x 60 cm



RB-76  
210 x 90 cm



RB-77  
210 x 90 cm

# PROVINCE OF NOVA SCOTIA SCHEDULE OF OFFICIAL TRAFFIC SIGNS



RB-80  
90 x 120 cm



RB-80A  
90 x 150 cm




RB-81  
90 x 120 cm



RB-81A  
90 x 150 cm



RB-80S1  
90 x 30 cm



RB-90  
60 x 75 cm



RB-91  
60 x 75 cm



RB-92  
60 x 75 cm



RC-2  
45 x 60 cm



RB-80S2  
90 x 30 cm



RC-4L  
60 x 75 cm



RC-4R  
60 x 75 cm



WC-1  
60 x 60 cm



R-100  
90 x 60 cm



R-101  
60 x 75 cm



R-102  
60 x 75 cm



R-102T  
60 x 30cm



R-103T  
60 x 45cm



R-104T  
60 x 45cm



R-105  
60 x 30 cm

# PROVINCE OF NOVA SCOTIA SCHEDULE OF OFFICIAL TRAFFIC SIGNS



R-107  
60 x 45 cm



R-108  
60 x 30 cm



R-109  
30 x 22.5 cm



R-110  
75 x 60 cm



R-111  
60 x 60 cm



R-112  
60 x 60 cm



R-113  
60 x 45 cm




R-114  
90 x 120 cm




R-115  
75 x 75 cm



R-116  
120 x 75 cm



R-117  
120 x 75 cm



R-118  
120 x 75 cm




R-119  
300 x 90 cm



R-120  
300 x 90 cm

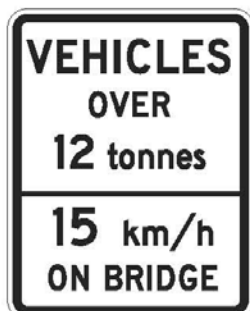
# PROVINCE OF NOVA SCOTIA SCHEDULE OF OFFICIAL TRAFFIC SIGNS



R-121  
95 x 120 cm



R-125  
335 x 152 cm



R-122  
95 x 120 cm



R-123  
60 x 45 cm



R-124  
90 x 75 cm



R-126  
240 x 240 cm

# PROVINCE OF NOVA SCOTIA SCHEDULE OF OFFICIAL TRAFFIC SIGNS



R-127  
240 x 150 cm



R-128  
120 x 150 cm



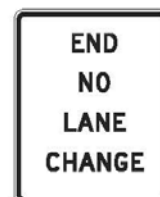
R-200  
60 x 75 cm



R-201  
60 x 75 cm



R-202  
60 x 75 cm



R-203  
60 x 75 cm

**N.S. Reg. 166/2012**

Made: August 23, 2012

Filed: August 24, 2012

Prescribed Petroleum Products Prices

Order dated August 23, 2012  
made by the Nova Scotia Utility and Review Board  
pursuant to Section 14 of the *Petroleum Products Pricing Act*  
and Sections 16 to 19 of the *Petroleum Products Pricing Regulations*

**Order****NSUARB-GAS-W-12-34****In the Matter of the *Petroleum Products Pricing Act*****- and -**

**In the Matter of Prescribing Prices for Petroleum Products  
pursuant to Section 14 of the *Petroleum Products Pricing Act* and  
Sections 16 to 19 of the *Petroleum Products Pricing Regulations***

**Before:** Roberta J. Clarke, Q.C., Member**Order**

**Whereas** the purpose of the *Petroleum Products Pricing Regulations* is to ensure just and reasonable prices for specified petroleum products taking into consideration the objectives of preserving the availability of such products in rural areas, stabilizing prices of such products and minimizing the variances in prices of such products across the Province;

**And whereas** the Nova Scotia Utility and Review Board (“Board”) considered the manner in which it would proceed to set petroleum prices in its decision, 2006 NSUARB 108, issued on October 16, 2006;

**And whereas** the Board revised the retail margin and transportation allowance effective January 6, 2012, in its decision, 2011 NSUARB 181, issued on November 23, 2011;

**And whereas** the average of the average of the daily high and low reported product prices (in Canadian cents) for the week ended August 22, 2012, are:

Grade 1 Regular gasoline	78.8¢ per litre
Ultra-low-sulfur diesel oil	84.6¢ per litre

**Now therefore** the Board prescribes the benchmark prices for petroleum products to be:

Gasoline:	
Grade 1	78.8¢ per litre
Grade 2	81.8¢ per litre
Grade 3	84.8¢ per litre
Ultra-low-sulfur diesel oil	84.6¢ per litre

**And now therefore** the Board has determined, based on historical data regarding price changes and to achieve revenue neutrality, it is appropriate to apply, and the Board so orders, forward averaging corrections of:

Gasoline:	plus 1.0¢ per litre
Ultra-low-sulfur diesel oil:	plus 1.6¢ per litre

**And now therefore** the Board prescribes the prices for petroleum products as set forth in Schedule “A” effective on and after 12:01 a.m., August 24, 2012.

**Dated** at Halifax, Nova Scotia, this 23rd day of August, 2012.

Sgd: *Elaine Wagner*  
Clerk of the Board



## Schedule "A"

**Prices Prescribed for Petroleum Products  
under the *Petroleum Products Pricing Act* and the  
*Petroleum Products Pricing Regulations*  
effective on and after 12:01 a.m. on August 24, 2012**

Nova Scotia Petroleum Price Schedule								
Petroleum Prices in Cents/Litre					Self-Service Pump Prices		Full-Service Pump Prices	
(Pump Prices includes 15% HST)								
	Base Wholesale Price	Fed. Excise Tax	Prov. Tax	Wholesale Selling Price	Min	Max	Min	Max
<b>Zone 1</b>								
Regular Unleaded	86.3	10.0	15.5	111.8	134.1	136.2	134.1	999.9
Mid-Grade Unleaded	89.3	10.0	15.5	114.8	137.5	139.6	137.5	999.9
Premium Unleaded	92.3	10.0	15.5	117.8	141.0	143.1	141.0	999.9
Ultra-Low-Sulfur Diesel	92.7	4.0	15.4	112.1	134.4	136.5	134.4	999.9
<b>Zone 2</b>								
Regular Unleaded	86.8	10.0	15.5	112.3	134.7	136.7	134.7	999.9
Mid-Grade Unleaded	89.8	10.0	15.5	115.3	138.1	140.2	138.1	999.9
Premium Unleaded	92.8	10.0	15.5	118.3	141.6	143.6	141.6	999.9
Ultra-Low-Sulfur Diesel	93.2	4.0	15.4	112.6	135.0	137.1	135.0	999.9
<b>Zone 3</b>								
Regular Unleaded	87.2	10.0	15.5	112.7	135.1	137.2	135.1	999.9
Mid-Grade Unleaded	90.2	10.0	15.5	115.7	138.6	140.6	138.6	999.9
Premium Unleaded	93.2	10.0	15.5	118.7	142.0	144.1	142.0	999.9
Ultra-Low-Sulfur Diesel	93.6	4.0	15.4	113.0	135.5	137.5	135.5	999.9
<b>Zone 4</b>								
Regular Unleaded	87.3	10.0	15.5	112.8	135.2	137.3	135.2	999.9
Mid-Grade Unleaded	90.3	10.0	15.5	115.8	138.7	140.8	138.7	999.9
Premium Unleaded	93.3	10.0	15.5	118.8	142.1	144.2	142.1	999.9
Ultra-Low-Sulfur Diesel	93.7	4.0	15.4	113.1	135.6	137.7	135.6	999.9
<b>Zone 5</b>								
Regular Unleaded	87.3	10.0	15.5	112.8	135.2	137.3	135.2	999.9
Mid-Grade Unleaded	90.3	10.0	15.5	115.8	138.7	140.8	138.7	999.9
Premium Unleaded	93.3	10.0	15.5	118.8	142.1	144.2	142.1	999.9
Ultra-Low-Sulfur Diesel	93.7	4.0	15.4	113.1	135.6	137.7	135.6	999.9
<b>Zone 6</b>								
Regular Unleaded	88.0	10.0	15.5	113.5	136.0	138.1	136.0	999.9
Mid-Grade Unleaded	91.0	10.0	15.5	116.5	139.5	141.6	139.5	999.9
Premium Unleaded	94.0	10.0	15.5	119.5	142.9	145.0	142.9	999.9
Ultra-Low-Sulfur Diesel	94.4	4.0	15.4	113.8	136.4	138.5	136.4	999.9