

Harvesting Sector: Key Facts and Figures



Photo credit: Communications Nova Scotia

The harvesting sector includes inshore and offshore vessels with both wage earning and self-employed harvesters.

- Record landed values with stable supply of key species.
- Southwest Nova has the highest landed value, driven by lobster.
- Employment has been increasing in the harvesting sector as landed values increased.
- In 2020, there were more than 6,000 licenses issued that operated from ~3,900 vessels.
- The small-boat fishery remains the backbone of the harvesting sector with nearly 95% of fishers on vessels less than 45 feet in length.

► ECONOMIC IMPACT—HARVESTING SECTOR, 2018

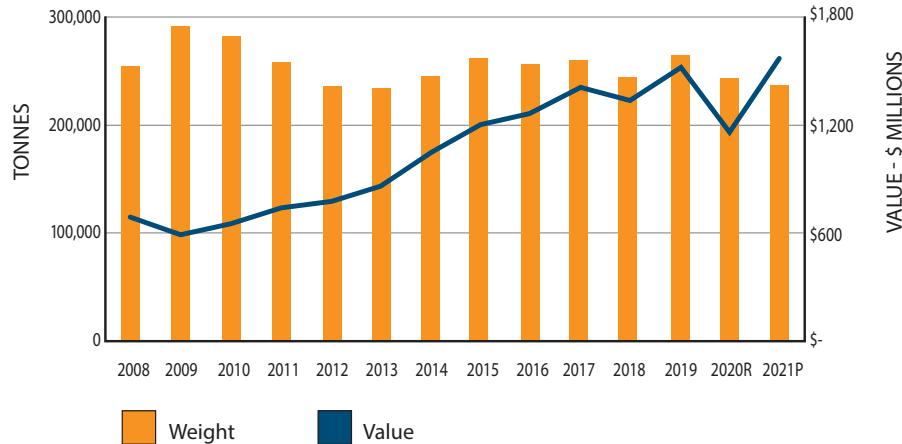
	GDP (\$ MILLIONS)	EMPLOYMENT	WAGES & SALARIES (\$M)
DIRECT	\$827	5,665	\$348
INDIRECT	\$246	2,687	\$152
INDUCED	\$212	2,017	\$96
TOTAL	\$1,285	10,370	\$596

Source: Statistics Canada Input/Output Model; Pisces Consulting

The small-boat fishery remains the backbone of the harvesting sector.

▶ LANDINGS AND LANDED VALUE

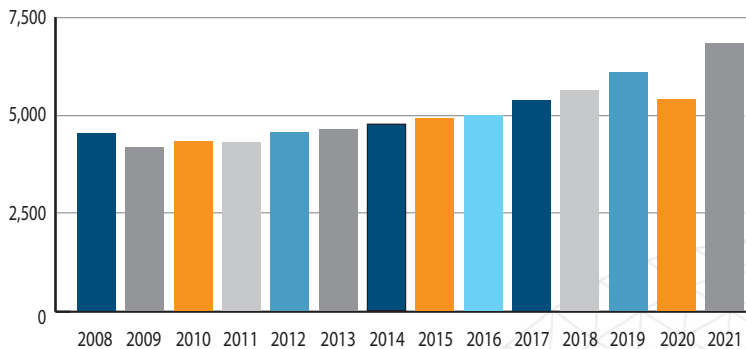
NOVA SCOTIA, 2008-2021



Source: DFO: Pisces Consulting: Note: R-Revised; P-Preliminary

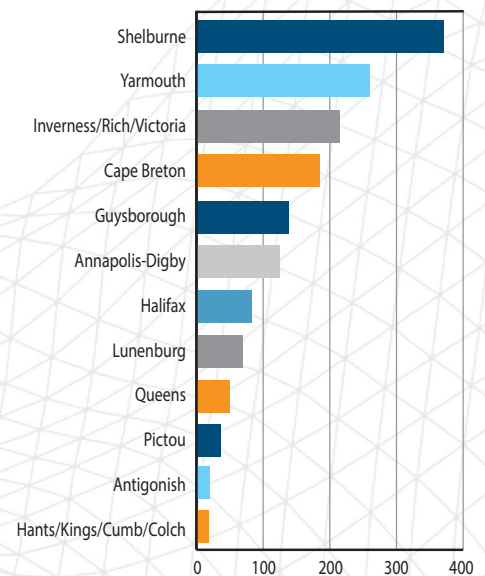
▶ HARVESTING JOBS

NOVA SCOTIA, 2008-2021



▶ LANDED VALUE BY COUNTY

NOVA SCOTIA, 2021, \$ MILLIONS



Source: Special Tabulation, DFO: Pisces Consulting

- ▶ Record landed value of \$1.58 billion in 2021, a 17% increase from 2018. Shellfish represented 90% of this landed value, and lobster \$970 million or 61%.
- ▶ Total compensation for fishers was \$497 million in 2021, a 43% increase from 2018.
- ▶ Spin-off benefits include employment in the ~67 boat yards around the province that employ about 1,000 people. These boatyards provide service to all of the Atlantic provinces and Quebec.

Note: The most recent data available is used throughout the report. For GDP this is 2018. Other indicators are either 2019,2020 or 2021 depending on the source. See the report for further explanation.