

## In Summary...

|  |
|--|
| <p><b>Activity levels**</b></p> <ul style="list-style-type: none"> <li>Localized activity has been reported in the Northern Zone in this reporting period. There was sporadic activity in Central, Eastern and Western Zone.</li> </ul>  |
| <p><b>Laboratory-confirmed cases*</b></p> <ul style="list-style-type: none"> <li>There were 18 new cases of Influenza A and 0 new cases of Influenza B during this reporting period. Laboratory confirmed case numbers have been decreasing over the past two weeks.</li> <li>There have been 158 laboratory confirmed cases of Influenza A and 6 laboratory confirmed cases of Influenza B reported during the 2021-2022 influenza season.</li> <li>There were also 1 Adenovirus, 2 Coronavirus****, 7 Enterovirus/Rhinovirus, 6 Metapneumovirus, 1 Parainfluenza and 1 Respiratory Syncytial Virus cases identified during this reporting period.</li> </ul> |
| <p><b>Severity</b></p> <ul style="list-style-type: none"> <li>This reporting period, there were 3 cases hospitalized with Influenza A.</li> <li>During the 2021-2022 influenza season,             <ul style="list-style-type: none"> <li>there have been 14 hospitalizations; mostly from influenza A (n=12)</li> <li>there have been 2 ICU admissions, both in adults aged 20+</li> <li>there have been 0 deaths*** of laboratory confirmed influenza</li> </ul> </li> </ul>   |
| <p><b>Novel Coronavirus (COVID-19)</b></p> <ul style="list-style-type: none"> <li>For current epidemiology of COVID-19 please refer to: <a href="https://novascotia.ca/coronavirus/alerts-notices/#epidemiologic-summaries">https://novascotia.ca/coronavirus/alerts-notices/#epidemiologic-summaries</a></li> </ul>   |
| <p><b>Syndromic surveillance</b></p> <ul style="list-style-type: none"> <li>The percentage of visits for influenza-like illness (ILI) was 0.9% during this reporting period.</li> </ul>  |

**Notes:** \*Reporting weeks run from Sunday to Saturday. The 2021-2022 influenza season is defined using PHAC's influenza surveillance weeks. This year runs from August 29, 2021 (Week 35) to August 27, 2022 (Week 34);

\*\*Activity level data is obtained from CNPHI, see appendix for definitions.

\*\*\*Deaths include individuals with a positive influenza test result, influenza may not have been the major contributing cause of death or hospitalization.

\*\*\*\* \*EXCLUDES novel coronavirus 2019-nCoV

LABORATORY-CONFIRMED INFLUENZA CASES

Figure 1: Number of laboratory confirmed influenza cases by report week, 2021-2022 season, Nova Scotia

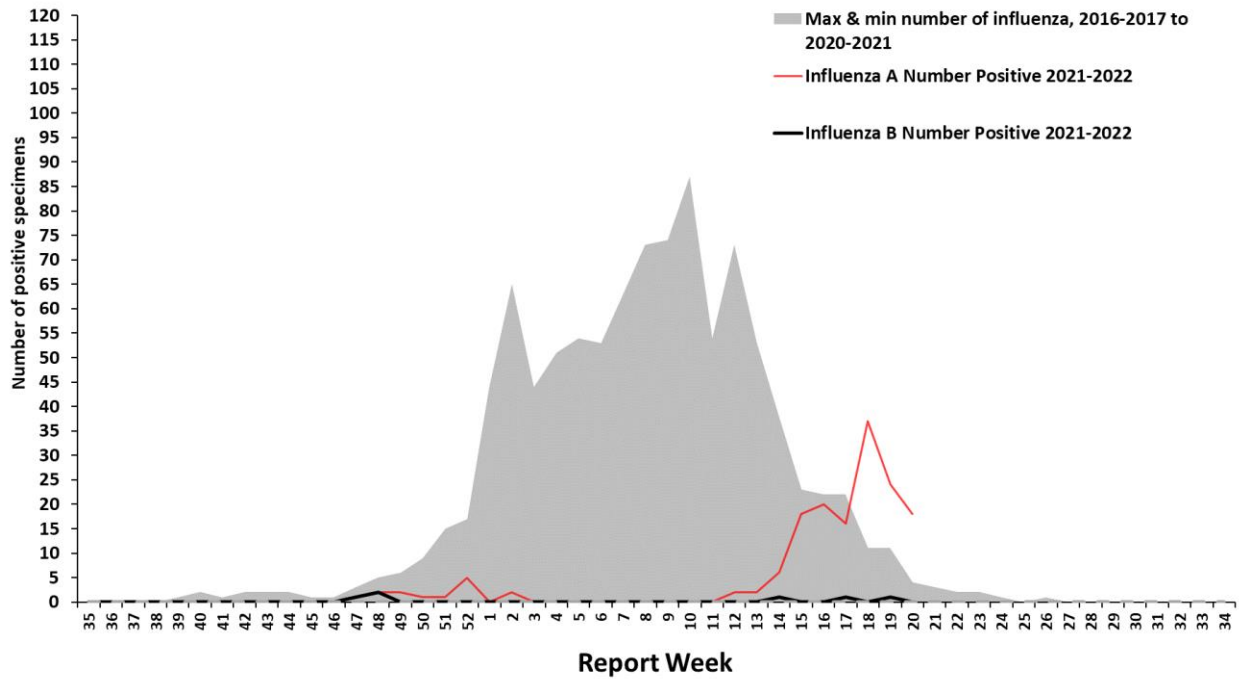


Table 1: Number of laboratory-confirmed influenza cases by zone, current week and cumulative 2021-2022 season in Nova Scotia

| ZONE                     | CURRENT WEEK |             |             | CUMULATIVE 2021-2022 |             |             |
|--------------------------|--------------|-------------|-------------|----------------------|-------------|-------------|
|                          | TOTAL        | INFLUENZA A | INFLUENZA B | TOTAL                | INFLUENZA A | INFLUENZA B |
| Western                  | 1            | 1           | 0           | 6                    | 6           | 0           |
| Northern                 | 10           | 10          | 0           | 84                   | 84          | 0           |
| Eastern                  | 3            | 3           | 0           | 38                   | 36          | 2           |
| Central                  | 4            | 4           | 0           | 36                   | 32          | 4           |
| <b>Nova Scotia Total</b> | <b>18</b>    | <b>18</b>   | <b>0</b>    | <b>164</b>           | <b>158</b>  | <b>6</b>    |

**Table 2: Number of laboratory-confirmed influenza cases by age group (years), current week and cumulative 2021-2022 season in Nova Scotia**

| AGE (YEARS)              | CURRENT WEEK |             |             | CUMULATIVE 2021-2022 |             |             |
|--------------------------|--------------|-------------|-------------|----------------------|-------------|-------------|
|                          | TOTAL        | INFLUENZA A | INFLUENZA B | TOTAL                | INFLUENZA A | INFLUENZA B |
| 0-4                      | 1            | 1           | 0           | 13                   | 13          | 0           |
| 5-19                     | 8            | 8           | 0           | 61                   | 61          | 0           |
| 20-44                    | 3            | 3           | 0           | 48                   | 47          | 1           |
| 45-64                    | 1            | 1           | 0           | 10                   | 9           | 1           |
| 65+                      | 5            | 5           | 0           | 32                   | 28          | 4           |
| <b>Nova Scotia Total</b> | <b>18</b>    | <b>18</b>   | <b>0</b>    | <b>164</b>           | <b>158</b>  | <b>6</b>    |

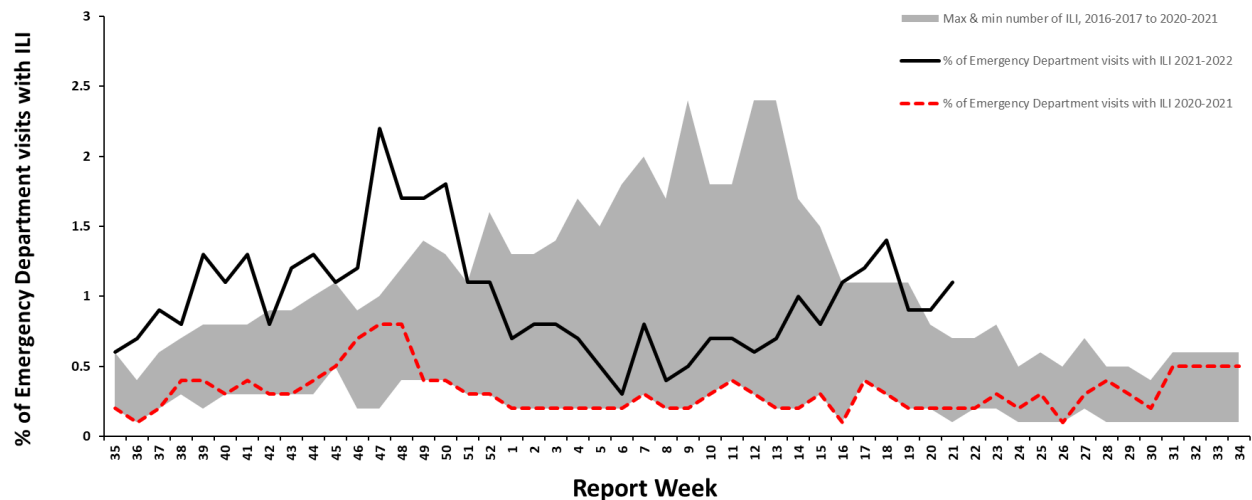
**Table 3: Hospitalizations, ICU admissions and deaths for influenza positive patients, current week and cumulative, 2021-2022 season, Nova Scotia**

|                          | CURRENT WEEK |             |             | CUMULATIVE 2021-2022 |             |             |
|--------------------------|--------------|-------------|-------------|----------------------|-------------|-------------|
|                          | TOTAL        | INFLUENZA A | INFLUENZA B | TOTAL                | INFLUENZA A | INFLUENZA B |
| Hospitalized             | 3            | 3           | 0           | 14                   | 12          | 2           |
| Hospitalized - ICU       | 0            | 0           | 0           | 2                    | 1           | 1           |
| Deceased*                | 0            | 0           | 0           | 0                    | 0           | 0           |
| <b>Nova Scotia Total</b> | <b>3</b>     | <b>3</b>    | <b>0</b>    | <b>16</b>            | <b>13</b>   | <b>3</b>    |

*Notes: Outcome categories (hospitalized hospitalized-ICU, Deceased) are mutually exclusive; Deaths include individuals with a positive influenza test result, influenza may not have been the major contributing cause of death or hospitalization.*

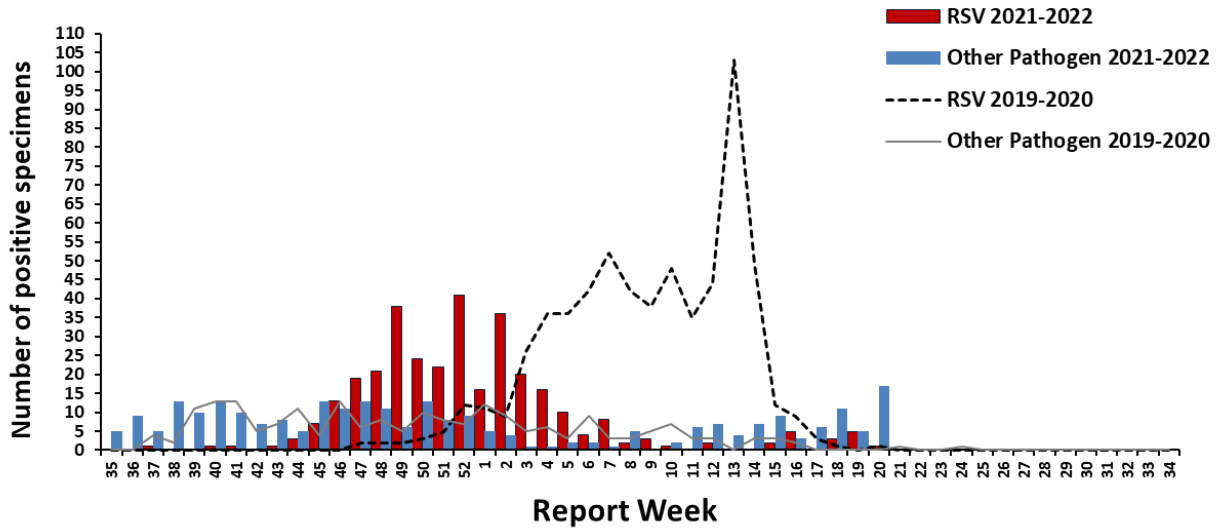
### SYNDROMIC SURVEILLANCE

**Figure 2: Percentage of emergency department visits due to ILI by report week, 2021-2022 season, with trend-line comparison to 2020-2021 season, Nova Scotia**



OTHER RESPIRATORY PATHOGENS

Figure 3: Number of positive specimens tested for other respiratory pathogens\* and RSV by report week, 2021-2022 season, with trend-line comparison to 2019-2020 season, Nova Scotia



**Notes:** Other respiratory pathogen includes Adenovirus, Bocavirus, Chlamydomphila pneumonia, Coronavirus, Enterovirus, Metapneumovirus, Mycoplasma pneumoniae, Parainfluenza, Pertussis, Rhinovirus.  
 Note that data for this figure is obtained from provincial laboratories. There is no RSV 2020-2021 trend line visible because Nova Scotia did not identify any cases of RSV. For this season, 2019-2020 data will be used for a trend comparison.

**Table 4: Number of positive RSV specimens by age group, 2021-2022 season, Nova Scotia**

| AGE GROUP                | 2021-2022  |
|--------------------------|------------|
| 0-5 months               | 71         |
| 6-11 months              | 20         |
| 12-23 months             | 40         |
| 2-5 years                | 76         |
| 6-15 years               | 6          |
| 16-65 years              | 79         |
| 65+ years                | 34         |
| <b>Nova Scotia Total</b> | <b>326</b> |

**Table 5: Number of positive specimens tested for other respiratory pathogens, current report week and cumulative season, Nova Scotia, 2021–2022**

| Pathogen                    | CURRENT WEEK<br>(n positive) | CUMULATIVE 2021-2022 |
|-----------------------------|------------------------------|----------------------|
| Adenovirus                  | 1                            | 15                   |
| Bocavirus                   | 0                            | 2                    |
| Chlamydophila pneumoniae    | 0                            | 1                    |
| Coronavirus*                | 2                            | 41                   |
| Enterovirus/Rhinovirus      | 7                            | 127                  |
| Metapneumovirus             | 6                            | 18                   |
| Mycoplasma pneumoniae       | 0                            | 1                    |
| Parainfluenza               | 1                            | 62                   |
| Pertussis                   | 0                            | 0                    |
| Respiratory Syncytial Virus | 1                            | 326                  |

*Notes: EXCLUDES novel coronavirus 2019-nCoV*

APPENDIX: DEFINITIONS USED IN INFLUENZA SURVEILLANCE, AND USEFUL LINKS, 2021-2022

ACRONYM LIST

**CNPHI** Canadian Network for Public Health Intelligence

**ICU** Intensive care unit

**ILI** Influenza-like illness

**RSV** Respiratory syncytial virus

ILI CASE DEFINITION

Acute onset of respiratory illness with fever and cough and with one or more of the following – sore throat, arthralgia, myalgia or prostration which is likely due to influenza. In children under 5, gastrointestinal symptoms may also be present. In patients under 5 or 65 and older, fever may not be prominent.

NATIONAL FLUWATCH DEFINITIONS FOR INFLUENZA ACTIVITY LEVELS

|                    |   |
|--------------------|---|
| <b>No activity</b> | No laboratory-confirmed influenza detections in the reporting week, however, sporadically occurring ILI* may be reported  |
| <b>Sporadic</b>    | Sporadically occurring ILI* and lab confirmed influenza detection(s) with <b>no outbreaks</b> detected within the influenza surveillance region   |
| <b>Localized</b>   | (1) Evidence of increased ILI* and<br>(2) lab confirmed influenza detection(s) together with<br>(3) outbreaks occurring in schools, hospitals, residential institutions and/or other types of facilities occurring in less than 50% of the influenza surveillance region                |
| <b>Widespread</b>  | (1) Evidence of increased ILI* and<br>(2) lab confirmed influenza detection(s) together with<br>(3) outbreaks occurring in schools, hospitals, residential institutions and/or other types of facilities occurring in greater than or equal to 50% of the influenza surveillance region |

LINKS TO OTHER WEEKLY INFLUENZA REPORTING BODIES

Canada: <http://www.phac-aspc.gc.ca/fluwatch/>  
 World: <https://www.who.int/teams/global-influenza-programme/surveillance-and-monitoring/influenza-updates/current-influenza-update>  
 US: [www.cdc.gov/flu/weekly](http://www.cdc.gov/flu/weekly)