

## IN SUMMARY...

<b>Activity levels**</b>
<ul style="list-style-type: none"> <li>All Zones are reporting localized activity.</li> <li>There have been 6 new influenza outbreaks reported for this week.</li> </ul>
<b>Laboratory-confirmed cases***</b>
<ul style="list-style-type: none"> <li>There were 21 influenza A cases and 21 influenza B cases reported this week. There have been 251 laboratory confirmed cases of Influenza A and 92 laboratory confirmed cases of influenza B reported during the 2017-2018 influenza season.</li> <li>Positive test results were received for bocavirus, metapneumovirus, chlamydomydia pneumonia, metapneumovirus, rhinovirus and RSV.</li> </ul>
<b>Severity</b>
<ul style="list-style-type: none"> <li>There have been 15 ICU admissions and 22 influenza deaths*** of laboratory confirmed influenza during the 2017-2018 influenza season.</li> </ul>
<b>Syndromic surveillance</b>
<ul style="list-style-type: none"> <li>The average ILI rate for Nova Scotia during this reporting period was 1.4.</li> <li><b>100%</b> of emergency rooms reported ILI data during this reporting period.</li> </ul>

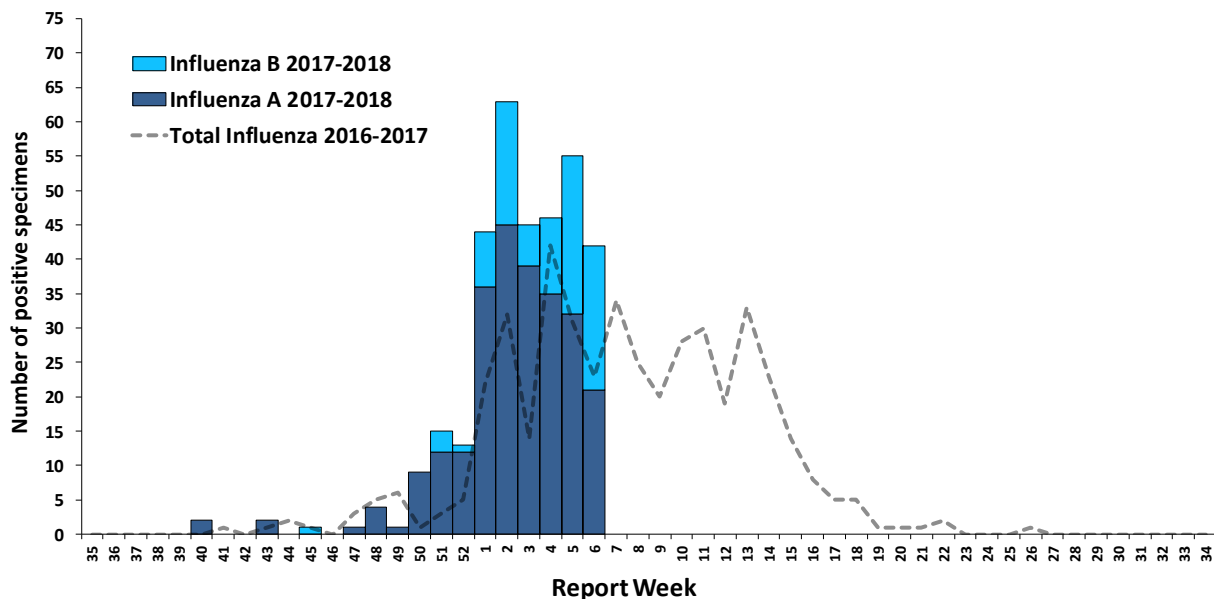
*Notes: \*Reporting weeks run from Sunday to Saturday. The 2017-2018 influenza season is defined using PHAC's influenza surveillance weeks. This year runs from August 27, 2017 (Week 35) to August 25, 2018 (Week 34);*

*\*\*Activity level data is obtained from CNPHI, see appendix for definitions;*

*\*\*\*Deaths include individuals with a positive influenza test result, influenza may not have been the major contributing cause of death or hospitalization.*

## LABORATORY-CONFIRMED INFLUENZA CASES

**Figure 1: Number of laboratory confirmed influenza cases by report week, 2017-2018 season, with trend-line comparison to 2016-2017 season, Nova Scotia**



**Table 1: Number of laboratory-confirmed influenza cases by zone, current week and cumulative 2017-2018 season in Nova Scotia**

ZONE	CURRENT WEEK			CUMULATIVE 2017-2018		
	TOTAL	INFLUENZA A	INFLUENZA B	TOTAL	INFLUENZA A	INFLUENZA B
Western	4	2	2	80	72	8
Northern	6	4	2	19	9	10
Eastern	16	7	9	115	82	33
Central	16	8	8	129	88	41
<b>Nova Scotia Total</b>	<b>42</b>	<b>21</b>	<b>21</b>	<b>343</b>	<b>251</b>	<b>92</b>

**Table 2: Number of laboratory-confirmed influenza cases by age group, current week and cumulative 2017-2018 season in Nova Scotia**

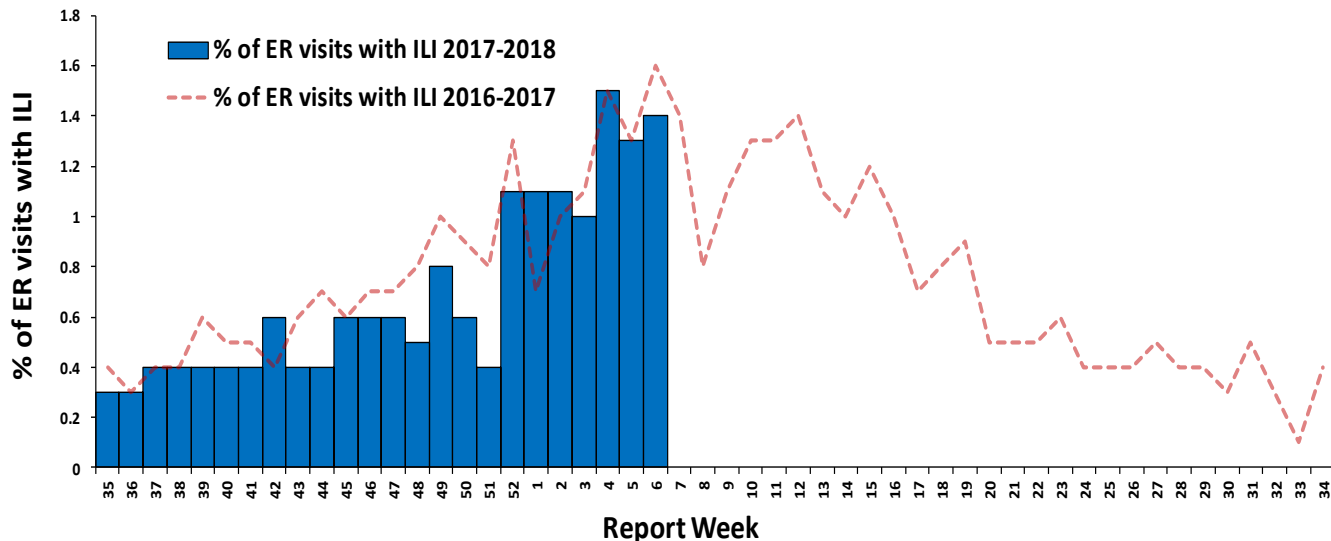
AGE	CURRENT WEEK			CUMULATIVE 2017-2018		
	TOTAL	INFLUENZA A	INFLUENZA B	TOTAL	INFLUENZA A	INFLUENZA B
0-4	2	2	0	11	7	4
5-19	5	1	4	14	4	10
20-44	1	0	1	14	8	6
45-64	3	2	1	48	32	16
65+	31	16	15	256	200	56
<b>Nova Scotia Total</b>	<b>42</b>	<b>21</b>	<b>21</b>	<b>343</b>	<b>251</b>	<b>92</b>

**Table 3: Hospitalizations, ICU admissions and deaths for influenza positive patients, current week and cumulative, 2017-2018 season, Nova Scotia**

	CURRENT WEEK			CUMULATIVE 2017-2018		
	TOTAL	INFLUENZA A	INFLUENZA B	TOTAL	INFLUENZA A	INFLUENZA B
Hospitalized	21	13	8	188	148	40
Hospitalized - ICU	0	0	0	15	12	3
Deceased*	0	0	0	22	16	6
<b>Nova Scotia Total</b>	<b>21</b>	<b>13</b>	<b>8</b>	<b>225</b>	<b>176</b>	<b>49</b>

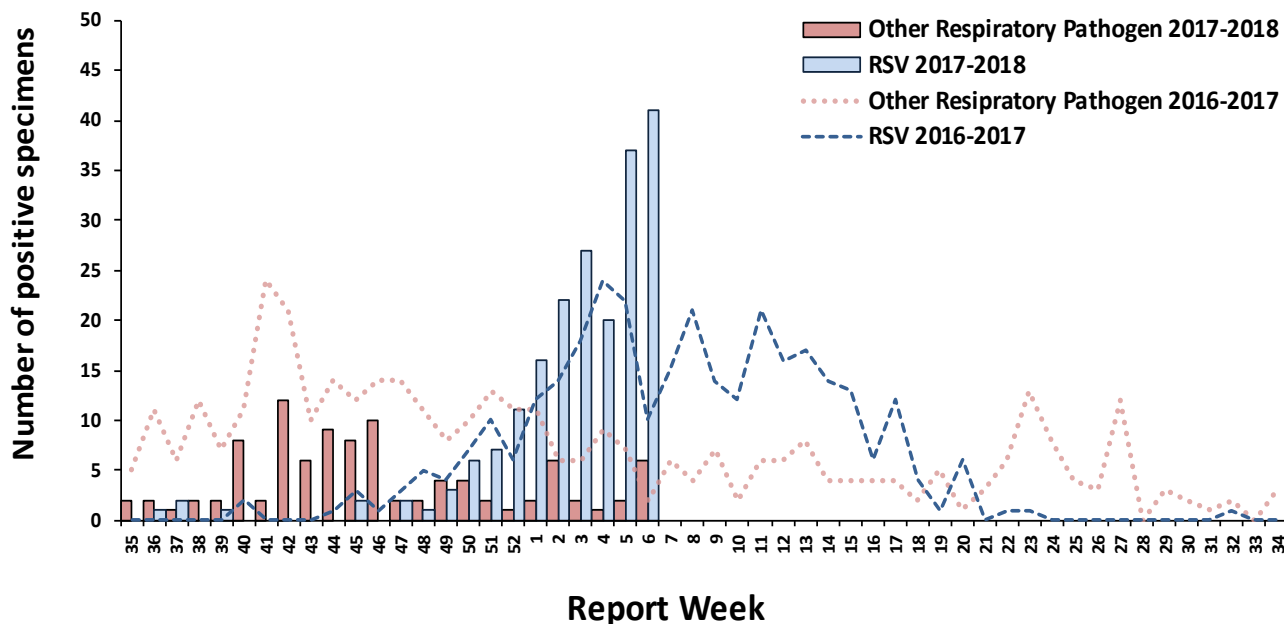
## SYNDROMIC SURVEILLANCE

**Figure 2: Percentage of emergency room visits due to ILI by report week, 2017-2018 season, with trend-line comparison to 2016-2017 season, Nova Scotia**



## OTHER RESPIRATORY PATHOGENS

**Figure 3: Number of positive specimens tested for other respiratory pathogens\* and RSV by report week, 2017-2018 season, with trend-line comparison to 2016-2017 season, Nova Scotia**



\* Other respiratory pathogen includes Adenovirus, Bocavirus, Chlamydomphila pneumonia, Coronavirus, Enterovirus, Metapneumovirus, Mycoplasma pneumoniae, Parainfluenza, Pertussis, Rhinovirus.  
Note that data for this figure is obtained from provincial laboratories.

**Table 4: Number of positive RSV specimens by age group, 2017-2018 season, Nova Scotia**

AGE GROUP	2017-2018
0-5 months	51
6-11 months	11
12-23 months	28
2-5 years	20
6-15 years	4
16-65 years	17
65+ years	68
<b>Nova Scotia Total</b>	<b>199</b>

**Table 5: Number of positive specimens tested for other respiratory pathogens, current report week and cumulative season, Nova Scotia, 2017–2018**

PATHOGEN	CURRENT WEEK (n positive)	CUMULATIVE 2017-2018
Adenovirus	0	4
Bocavirus	1	3
Chlamydophila pneumoniae	1	3
Coronavirus	1	3
Enterovirus	0	1
Metapneumovirus	3	7
Mycoplasma pneumoniae	0	16
Parainfluenza	0	7
Pertussis	0	1
Respiratory Syncytial Virus	41	199
Rhinovirus	1	53

**APPENDIX: DEFINITIONS USED IN INFLUENZA SURVEILLANCE, AND USEFUL LINKS, 2017-2018**

**ACRONYM LIST**

- CNPHI** Canadian Network for Public Health Intelligence  
**ICU** Intensive care unit  
**ILI** Influenza-like illness  
**RSV** Respiratory syncytial virus

**MANAGEMENT ZONES**

- Zone 1** – Western  
**Zone 2** – Northern  
**Zone 3** – Eastern  
**Zone 4** – Central

**ILI CASE DEFINITION**

Acute onset of respiratory illness with fever and cough and with one or more of the following – sore throat, arthralgia, myalgia or prostration which is likely due to influenza. In children under 5, gastrointestinal symptoms may also be present. In patients under 5 or 65 and older, fever may not be prominent.

**NATIONAL FLUWATCH DEFINITIONS FOR INFLUENZA ACTIVITY LEVELS**

<b>No activity</b>	No laboratory-confirmed influenza detections in the reporting week, however, sporadically occurring ILI* may be reported
<b>Sporadic</b>	Sporadically occurring ILI* and lab confirmed influenza detection(s) with <b>no outbreaks</b> detected within the influenza surveillance region
<b>Localized</b>	(1) Evidence of increased ILI* and (2) lab confirmed influenza detection(s) together with (3) outbreaks occurring in schools, hospitals, residential institutions and/or other types of facilities occurring in less than 50% of the influenza surveillance region
<b>Widespread</b>	(1) Evidence of increased ILI* and (2) lab confirmed influenza detection(s) together with (3) outbreaks occurring in schools, hospitals, residential institutions and/or other types of facilities occurring in greater than or equal to 50% of the influenza surveillance region

**LINKS TO OTHER WEEKLY INFLUENZA REPORTING BODIES**

Canada: <http://www.phac-aspc.gc.ca/fluwatch/>  
World: [https://www.who.int/influenza/surveillance\\_monitoring/updates/latest\\_update\\_GIP\\_surveillance/en/index.html](https://www.who.int/influenza/surveillance_monitoring/updates/latest_update_GIP_surveillance/en/index.html)  
US: [www.cdc.gov/flu/weekly](http://www.cdc.gov/flu/weekly)