

IN SUMMARY...

Activity levels**
<ul style="list-style-type: none"> Zones 1 & 3 are reporting localized activity and Zone 4 has sporadic activity. There is no activity being reported in Zone 2. There have been 15 new influenza outbreaks reported for this week.
Laboratory-confirmed cases***
<ul style="list-style-type: none"> There were 30 influenza A cases and 10 influenza B cases reported this week. There have been 99 laboratory confirmed cases of Influenza A and 21 laboratory confirmed cases of influenza B reported during the 2017-2018 influenza season. Positive test results were received for adenovirus, metapneumovirus, chlamydomydia pneumoniae, mycoplasma pneumoniae, rhinovirus and RSV.
Severity
<ul style="list-style-type: none"> There have been 10 ICU admissions and 6 influenza deaths*** of laboratory confirmed influenza during the 2017-2018 influenza season.
Syndromic surveillance
<ul style="list-style-type: none"> The average ILI rate for Nova Scotia during this reporting period was 1.1. 100% of emergency rooms reported ILI data during this reporting period.

*Notes: *Reporting weeks run from Sunday to Saturday. The 2017-2018 influenza season is defined using PHAC's influenza surveillance weeks. This year runs from August 27, 2017 (Week 35) to August 25, 2018 (Week 34);*

***Activity level data is obtained from CNPHI, see appendix for definitions;*

****Deaths include individuals with a positive influenza test result, influenza may not have been the major contributing cause of death or hospitalization.*

LABORATORY-CONFIRMED INFLUENZA CASES

Figure 1: Number of laboratory confirmed influenza cases by report week, 2017-2018 season, with trend-line comparison to 2016-2017 season, Nova Scotia

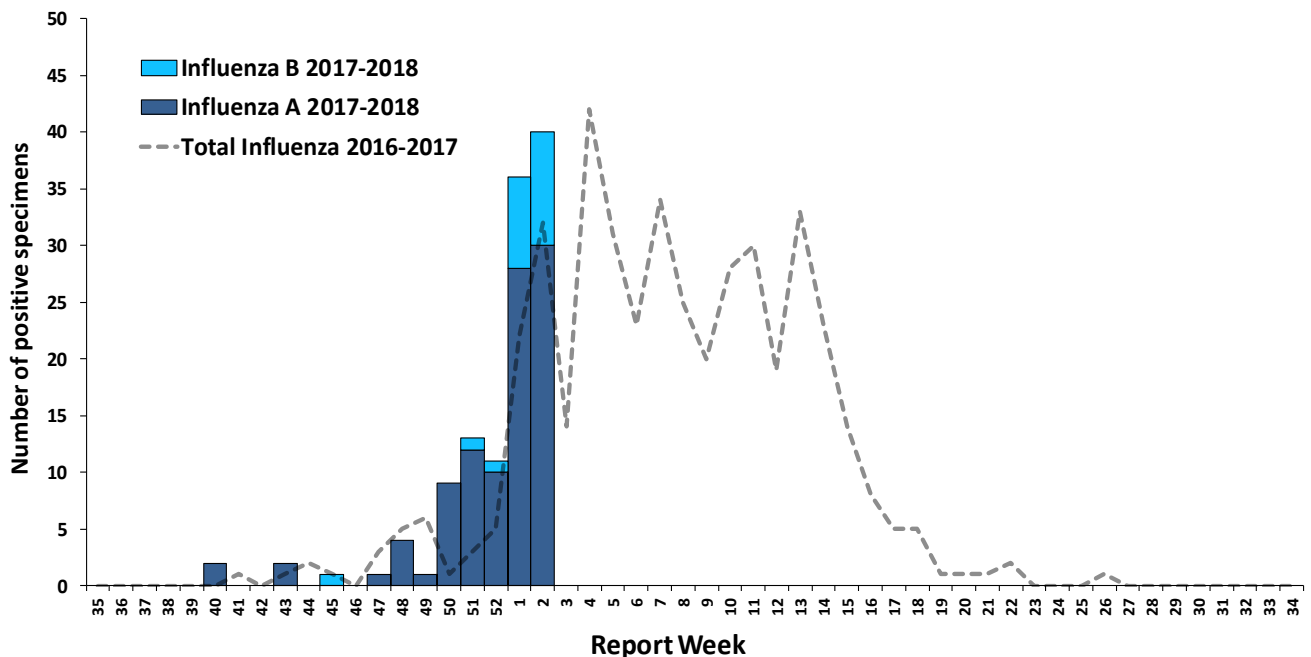


Table 1: Number of laboratory-confirmed influenza cases by zone, current week and cumulative 2017-2018 season in Nova Scotia

ZONE	CURRENT WEEK			CUMULATIVE 2017-2018		
	TOTAL	INFLUENZA A	INFLUENZA B	TOTAL	INFLUENZA A	INFLUENZA B
Western	11	11	0	42	40	2
Northern	0	0	0	2	1	1
Eastern	19	14	5	36	29	7
Central	10	5	5	40	29	11
Nova Scotia Total	40	30	10	120	99	21

Table 2: Number of laboratory-confirmed influenza cases by age group, current week and cumulative 2017-2018 season in Nova Scotia

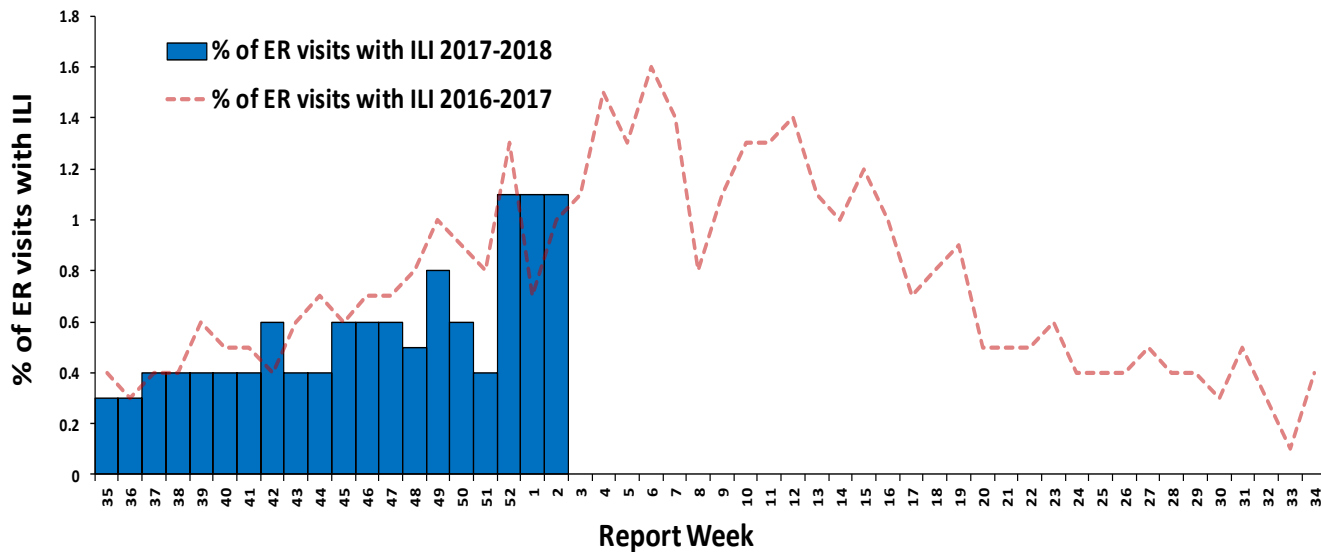
AGE	CURRENT WEEK			CUMULATIVE 2017-2018		
	TOTAL	INFLUENZA A	INFLUENZA B	TOTAL	INFLUENZA A	INFLUENZA B
0-4	1	1	0	2	2	0
5-19	0	0	0	0	0	0
20-44	1	0	1	4	3	1
45-64	9	7	2	20	16	4
65+	29	22	7	94	78	16
Nova Scotia Total	40	30	10	120	99	21

Table 3: Hospitalizations, ICU admissions and deaths for influenza positive patients, current week and cumulative, 2017-2018 season, Nova Scotia

	CURRENT WEEK			CUMULATIVE 2017-2018		
	TOTAL	INFLUENZA A	INFLUENZA B	TOTAL	INFLUENZA A	INFLUENZA B
Hospitalized	24	17	7	57	45	12
Hospitalized - ICU	1	1	0	10	9	1
Deceased*	1	1	0	6	4	2
Nova Scotia Total	26	19	7	73	58	15

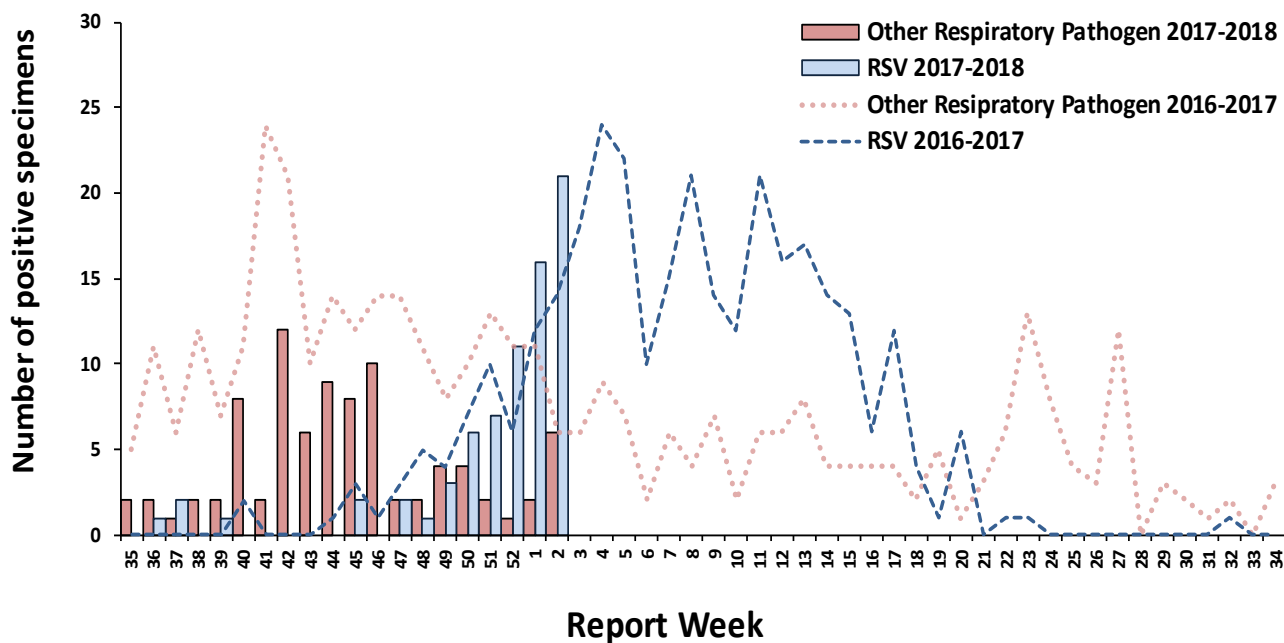
SYNDROMIC SURVEILLANCE

Figure 2: Percentage of emergency room visits due to ILI by report week, 2017-2018 season, with trend-line comparison to 2016-2017 season, Nova Scotia



OTHER RESPIRATORY PATHOGENS

Figure 3: Number of positive specimens tested for other respiratory pathogens* and RSV by report week, 2017-2018 season, with trend-line comparison to 2016-2017 season, Nova Scotia



* Other respiratory pathogen includes Adenovirus, Bocavirus, Chlamydomphila pneumonia, Coronavirus, Enterovirus, Metapneumovirus, Mycoplasma pneumoniae, Parainfluenza, Pertussis, Rhinovirus.
Note that data for this figure is obtained from provincial laboratories.

Table 4: Number of positive RSV specimens by age group, 2017-2018 season, Nova Scotia

AGE GROUP	2017-2018
0-5 months	21
6-11 months	7
12-23 months	12
2-5 years	12
6-15 years	2
16-65 years	1
65+ years	18
Nova Scotia Total	73

Table 5: Number of positive specimens tested for other respiratory pathogens, current report week and cumulative season, Nova Scotia, 2017–2018

PATHOGEN	CURRENT WEEK (n positive)	CUMULATIVE 2017-2018
Adenovirus	1	4
Bocavirus	0	2
Chlamydophila pneumoniae	1	2
Coronavirus	0	0
Enterovirus	0	1
Metapneumovirus	1	3
Mycoplasma pneumoniae	2	16
Parainfluenza	0	6
Pertussis	0	1
Respiratory Syncytial Virus	21	73
Rhinovirus	1	52

APPENDIX: DEFINITIONS USED IN INFLUENZA SURVEILLANCE, AND USEFUL LINKS, 2017-2018

ACRONYM LIST

- CNPHI** Canadian Network for Public Health Intelligence
ICU Intensive care unit
ILI Influenza-like illness
RSV Respiratory syncytial virus

MANAGEMENT ZONES

- Zone 1** – Western
Zone 2 – Northern
Zone 3 – Eastern
Zone 4 – Central

ILI CASE DEFINITION

Acute onset of respiratory illness with fever and cough and with one or more of the following – sore throat, arthralgia, myalgia or prostration which is likely due to influenza. In children under 5, gastrointestinal symptoms may also be present. In patients under 5 or 65 and older, fever may not be prominent.

NATIONAL FLUWATCH DEFINITIONS FOR INFLUENZA ACTIVITY LEVELS

No activity	No laboratory-confirmed influenza detections in the reporting week, however, sporadically occurring ILI* may be reported
Sporadic	Sporadically occurring ILI* and lab confirmed influenza detection(s) with no outbreaks detected within the influenza surveillance region
Localized	(1) Evidence of increased ILI* and (2) lab confirmed influenza detection(s) together with (3) outbreaks occurring in schools, hospitals, residential institutions and/or other types of facilities occurring in less than 50% of the influenza surveillance region
Widespread	(1) Evidence of increased ILI* and (2) lab confirmed influenza detection(s) together with (3) outbreaks occurring in schools, hospitals, residential institutions and/or other types of facilities occurring in greater than or equal to 50% of the influenza surveillance region

LINKS TO OTHER WEEKLY INFLUENZA REPORTING BODIES

Canada: <http://www.phac-aspc.gc.ca/fluwatch/>
World: https://www.who.int/influenza/surveillance_monitoring/updates/latest_update_GIP_surveillance/en/index.html
US: www.cdc.gov/flu/weekly