

IN SUMMARY...

Activity levels**
<ul style="list-style-type: none"> All Zones are reporting localized activity.
Laboratory-confirmed cases***
<ul style="list-style-type: none"> There were 33 influenza cases reported during this week. There have been 80 lab confirmed cases of Influenza reported during the 2016-2017 influenza season. Positive test results were received for coronavirus, parainfluenza, rhinovirus and RSV.
Severity
<ul style="list-style-type: none"> There have been 6 ICU admissions and 4 deaths*** of laboratory confirmed influenza during the 2016-2017 influenza season.
Syndromic surveillance
<ul style="list-style-type: none"> The average ILI rate for Nova Scotia during this reporting period was 1.0. 97.5% of emergency rooms reported ILI data during this reporting period. Sacred Heart Hospital did not report Emergency Room ILI.

*Notes: *Reporting weeks run from Sunday to Saturday. The 2016-2017 influenza season is defined using PHAC's influenza surveillance weeks. This year runs from August 28, 2016 (Week 35) to August 26, 2017 (Week 34);*

***Activity level data is obtained from CNPHI, see appendix for definitions;*

****Deaths include individuals with a positive influenza test result, influenza may not have been the major contributing cause of death or hospitalization.*

LABORATORY-CONFIRMED INFLUENZA CASES

Figure 1: Number of laboratory confirmed influenza cases by report week, 2016-2017 season, with trend-line comparison to 2015-2016 season, Nova Scotia.

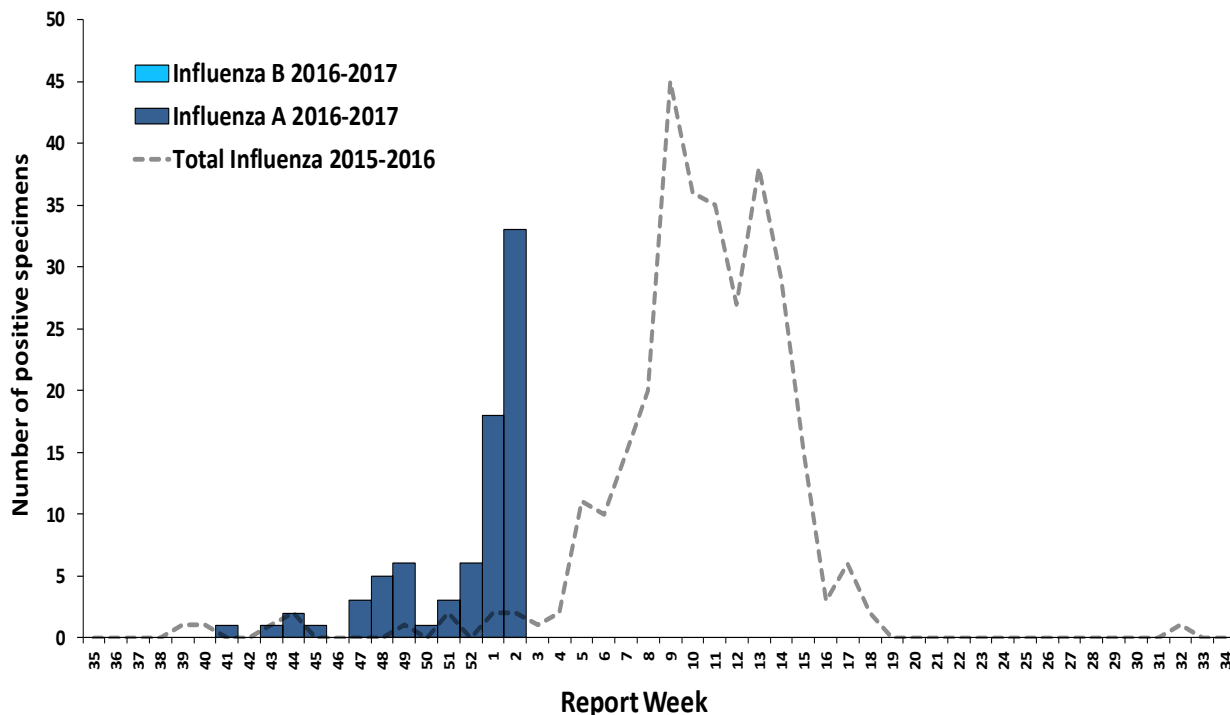


Table 1: Number of laboratory-confirmed influenza cases by zone, current week and cumulative 2016-2017 season in Nova Scotia.

ZONE	CURRENT WEEK			CUMULATIVE 2016-2017		
	TOTAL	INFLUENZA A	INFLUENZA B	TOTAL	INFLUENZA A	INFLUENZA B
Western	2	2	0	4	4	0
Northern	6	6	0	6	6	0
Eastern	6	6	0	42	42	0
Central	19	19	0	28	28	0
Nova Scotia Total	33	33	0	80	80	0

Table 2: Number of laboratory-confirmed influenza cases by age group, current week and cumulative 2016-2017 season in Nova Scotia.

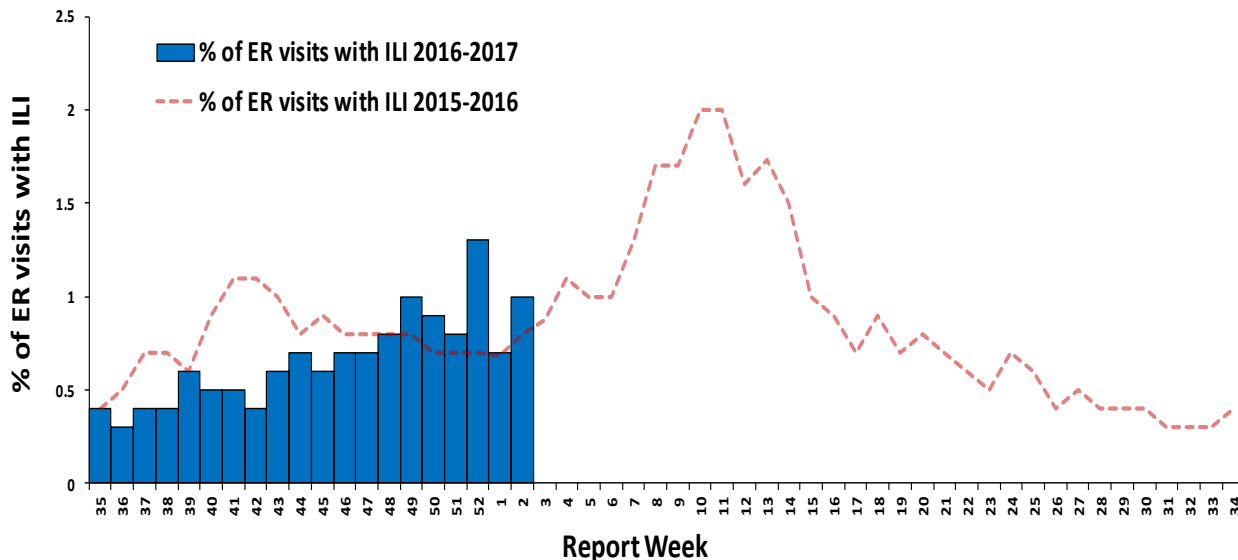
AGE	CURRENT WEEK			CUMULATIVE 2016-2017		
	TOTAL	INFLUENZA A	INFLUENZA B	TOTAL	INFLUENZA A	INFLUENZA B
0-4	0	0	0	3	3	0
5-19	0	0	0	1	1	0
20-44	0	0	0	1	1	0
45-64	1	1	0	9	9	0
65+	32	32	0	66	66	0
Nova Scotia Total	33	33	0	80	80	0

Table 3: Hospitalizations, ICU admissions and deaths for influenza positive patients, current week and cumulative, 2016-2017 season, Nova Scotia.

OUTCOME	CURRENT WEEK			CUMULATIVE 2016-2017		
	TOTAL	INFLUENZA A	INFLUENZA B	TOTAL	INFLUENZA A	INFLUENZA B
Hospitalized	16	16	0	39	39	0
Hospitalized - ICU	1	1	0	6	6	0
Deceased*	0	0	0	4	4	0
Nova Scotia Total	17	17	0	49	49	0

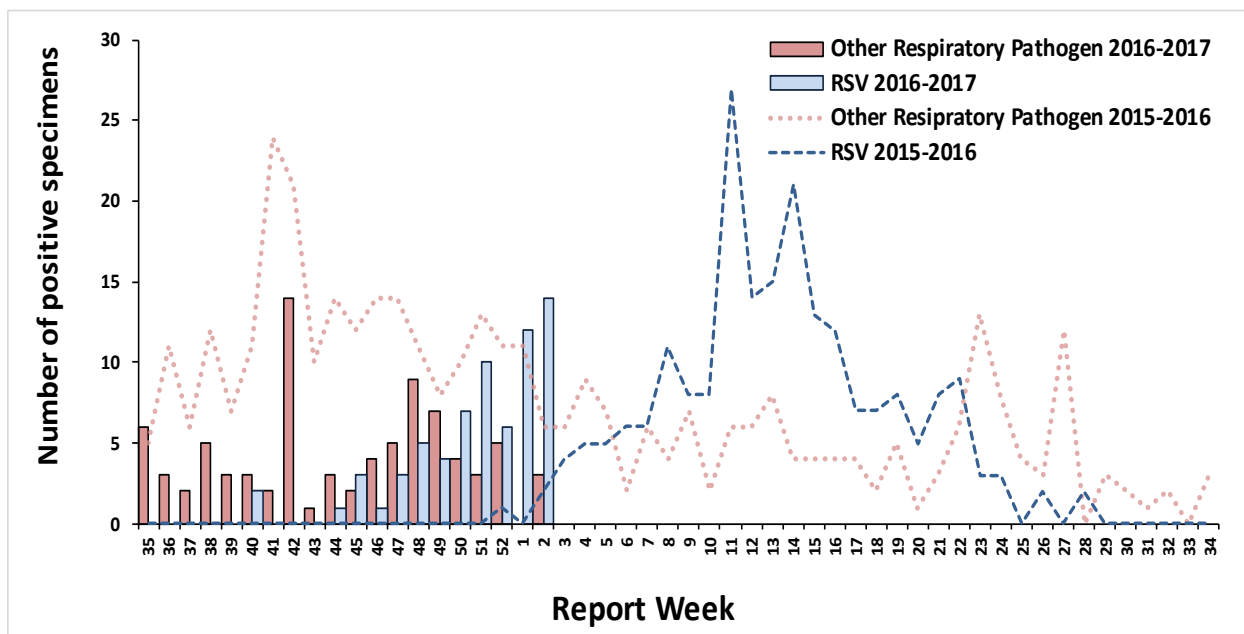
SYNDROMIC SURVEILLANCE

Figure 2: Percentage of emergency room visits due to ILI by report week, 2016-2017 season, with trend-line comparison to 2015-2016 season, Nova Scotia.



OTHER RESPIRATORY PATHOGENS

Figure 3: Number of positive specimens tested for other respiratory pathogens* and RSV by report week, 2016-2017 season, with trend-line comparison to 2015-2016 season, Nova Scotia.



* Other respiratory pathogen includes Adenovirus, Bocavirus, Chlamydomphila pneumonia, Coronavirus, Enterovirus, Metapneumovirus, Mycoplasma pneumoniae, Parainfluenza, Pertussis, Rhinovirus.
Note that data for this figure is obtained from provincial laboratories.

Table 4: Number of positive RSV specimens by age group, 2016-2017 season, Nova Scotia.

AGE GROUP	2016-2017
0-5 months	23
6-11 months	7
12-23 months	12
2-5 years	10
6-15 years	0
16-65 years	1
65+ years	15
Nova Scotia Total	68

Table 5: Number of positive specimens tested for other respiratory pathogens, current report week and cumulative season, Nova Scotia, 2016–2017.

PATHOGEN	CURRENT WEEK (n positive)	CUMULATIVE 2016-2017
Adenovirus	0	2
Bocavirus	0	0
Chlamydomphila pneumoniae	0	5
Coronavirus	1	5
Enterovirus	0	5
Metapneumovirus	0	0
Mycoplasma pneumoniae	0	21
Parainfluenza	1	11
Pertussis	0	13
Respiratory Syncytial Virus	14	68
Rhinovirus	1	27

APPENDIX: DEFINITIONS USED IN INFLUENZA SURVEILLANCE, AND USEFUL LINKS, 2016-2017

ACRONYM LIST

- CNPHI** Canadian Network for Public Health Intelligence
- ICU** Intensive care unit
- ILI** Influenza-like illness
- RSV** Respiratory syncytial virus

ILI CASE DEFINITION

Acute onset of respiratory illness with fever and cough and with one or more of the following – sore throat, arthralgia, myalgia or prostration which is likely due to influenza. In children under 5, gastrointestinal symptoms may also be present. In patients under 5 or 65 and older, fever may not be prominent.

MANAGEMENT ZONES

- Zone 1** – Western
- Zone 2** – Northern
- Zone 3** – Eastern
- Zone 4** - Central

NATIONAL FLUWATCH DEFINITIONS FOR INFLUENZA ACTIVITY LEVELS

No activity	No laboratory-confirmed influenza detections in the reporting week, however, sporadically occurring ILI* may be reported
Sporadic	Sporadically occurring ILI* and lab confirmed influenza detection(s) with no outbreaks detected within the influenza surveillance region
Localized	(1) Evidence of increased ILI* and (2) lab confirmed influenza detection(s) together with (3) outbreaks occurring in schools, hospitals, residential institutions and/or other types of facilities occurring in less than 50% of the influenza surveillance region
Widespread	(1) Evidence of increased ILI* and (2) lab confirmed influenza detection(s) together with (3) outbreaks occurring in schools, hospitals, residential institutions and/or other types of facilities occurring in greater than or equal to 50% of the influenza surveillance region

LINKS TO OTHER WEEKLY INFLUENZA REPORTING BODIES

Canada: <http://www.phac-aspc.gc.ca/fluwatch/>
World: https://www.who.int/influenza/surveillance_monitoring/updates/latest_update_GIP_surveillance/en/index.html
US: www.cdc.gov/flu/weekly