

2012 General Leader's Kit

Table of Contents

General Information

Letter to General Leaders.....	3
At a Glance... National Award Trips and Provincial Dates to Remember	4
Application Deadlines.....	5
Travel Opportunities for 4-H Leaders.....	6
National Award Information.....	7
Nova Scotia 4-H Council 4-Sale Items.....	8
Young Speakers for Agriculture	9
Poster Contest	10
Poster and Display General Standards	11
Record Keeping Competition.....	12
Tips for Creating Great Record Sheets	13
Theme Contest	14
Summer Assistant Job Information	15
You Be the Judge - Judging Tips.....	16
Recyclable Competition Guidelines and Explanation Sheet	17
Wool Competition Guidelines and Explanation Sheet	18
Tug-O-War Permission Form	19
Livestock Registration Form	20
Nova Scotia 4-H Council 4-H Leader Screening Letter	21
Nova Scotia 4-H Leader Application	22-23
Police Record Check	24
Child Abuse Register Consent to Disclosure of Information Form	25
Canadian 4-H Commercial General Liability Fact Sheet.....	26-28
Canadian 4-H Participant Accident Insurance Fact Sheet	29-30
Certificate of Insurance Request Form.....	31
General Usage of the Trademark, Logo, Pledge and Motto	32-33
World Water Day Water Challenge	34

Camp Rankin

Camp Rankin Scholarship	35
Become a Camp Rankin Counsellor.....	36
Camp Rankin Counsellor – Job Description.....	37
– Application	38-39
Counsellor-In-Training – Application	40-41
Camp Mentor Opportunity for 4-H Leaders	42

– Application.....	43
Camp Rankin Registration Form	44-45

Scholarships

TD Scholarship.....	46
N. S. Department of Agriculture Scholarship – Requirements.....	47
– Application.....	48-49
N.S. 4-H Council Scholarship - Requirements and Application	50
AgriVenture 4-H Adventure Opportunity	51-54
CIBC 4-H Post-Secondary Education Scholarship.....	55

4-H Weekend, Public Speaking and Demonstration Information

4-H Weekend Application – Member	56-57
4-H Weekend Application – Chaperone	58-59
Demonstration Rules and Guidelines	60-61
Demonstration Score Sheet.....	62
Tips on 4-H Demonstrations	63
Hints for Successful Demonstrations.....	64
Food Demonstration Tips	65-67
Entertainment Guidelines and Score Sheet.....	68
4-H Host and Hostess:69 – Competition Rules	69
– Duties.....	70
– Interview Score Sheet.....	71
– Impromptu Scorecard.....	72
Public Speaking Rules and Guidelines.....	73-74
Tips for Public Speaking	75
– Outline for Preparing a Speech	76-77
– Guidelines for Introducing and Thanking a Person	78-80
Public Speaking Scorecard – Junior/Intermediate/Senior.....	81
– Introducer	82
– Thanker.....	83
Senior Public Speaking Impromptu Speech Scorecard.....	84
Rally Registration Sheet	85
Woodsman Competition Team Register.....	86
Woodsman Competition Guidelines.....	87-91
Woodsman Skills Competition Guidelines	92

This page intentionally left blank
for page numbering/printing

Rural Leadership

Nova Scotia Department of Agriculture
P.O. Box 550, Truro, N.S.
B2N 5E3

January 2012

Dear 4-H General Leader:

Welcome to another successful year in 4-H! This General Leader Kit contains important information and registration forms for both members and leaders. This resource is designed to provide the General Leader with many resources, applications and deadlines that you can take to the general meeting and see that all pertinent information gets to your 4-H members and their families.

PLEASE NOTE: This year the EBI, Royal Dairy Classic, Royal Classic Canadian Junior Beef Heifer Show, Market Turkey, Market Steer, Market Lamb and poultry forms for ILT purposes are not included in the General Leader Kit. They will be attached to the corresponding newsletters. Also, as of the 2006 annual 4-H Council meeting, the foods and heritage group activities are no longer required for Achievement Day. Clubs/ project leaders may still encourage members to complete these activities at other events during the year if they wish to do so. Evaluation sheets are still available from the Agriculture and 4-H Leadership Coordinator that contain more detailed information but are not included in this resource. The only scholarships available this year are those from the Nova Scotia Department of Agriculture and the Nova Scotia 4-H Council. The TD Bank Scholarship application is available in June and the deadline is in October. The CIBC 4-H Scholarship is available online at www.4-h-canada.ca and is due December 3.

There are a number of other items included in the kit that don't have a deadline but are for your information:

- 2012 Dates to Remember;
- 4-H Public Speaking and Demonstration; Entertainment; Square Dancing, Host and Hostess Rules, Guidelines and Score sheets;
- Tips for Public Speaking;
- Information on Summer Assistant and Camp Rankin Counselor jobs
- Tug-of-War permission form
- The 4-H Crest Usage Sheet;
- Recyclable Competition Report Sheet;
- Woodsman Competition Guidelines;
- Nova Scotia 4-H Council For Sale Items;
- Judging Tips

On many of our forms we will be including a Privacy Statement that is as follows:

The Nova Scotia 4-H Program protects your personal information by adhering to the *Freedom of Information and Protection of Privacy Act* and other legislative requirements with respect to your privacy. We use and we may share your personal information with 4-H program partners to provide program services, to administer program activities and services, to keep you informed about 4-H activities and services, for statistical and research purposes, to satisfy government and regulatory obligations and to contact you from time to time regarding 4-H program activities and services. We may share and release your personal information for program and services and for activity publicity which may include the release of your name, your photograph, the 4-H club, the community and the county that you are from. By completing and signing this form you understand and are consenting to the use of and sharing of necessary information as described above. For more information contact the 4-H Program by letter at 4-H Program, PO Box 550, Truro, NS, B2N 5E3.

Check out our website for up-to-date information, happenings and resources. Access record sheets, leader resource guides, information for club executives project, judging information, livestock guides newsletters, find out what 4-H is all about and more!! Go online to <http://www.gov.ns.ca/agri/4h>. Have a good year in 4-H!

Sincerely,

Ruth Grant, Senior 4-H Program Coordinator

At A Glance...

2012 National Award Trips and Provincial Dates

- January 12–15, 2012 National 4-H Volunteer Leaders Conference, Edmonton, Alberta
- March 2–4, 2012 Atlantic Leaders Conference
- March 12–14, 2012 Kevin Grant Memorial 4-H Leadership Tour
- March 22–29, 2012 USA National 4-H Conference, Washington, D.C.
- April 13–19, 2012 National 4-H Citizenship Conference, Ottawa, Ontario
- May 11–12, 2012 Nova Scotia 4-H Weekend, Truro, N.S.
- May 30–June 2, 2012 Canadian 4-H Council Annual Meeting, St. John's, Nfld.
- June 22–24, 2012 EASTGEN 4-H Showcase, Truro, N.S.
- July 1–August 4, 2012 Camp Rankin Camping Program, St. Peter's, N.S.
- September 28–30, 2012 Nova Scotia 4-H Show, Truro, N. S.
- November 2012 National 4-H Month
- Oct. 31–Nov. 4, 2012 National 4-H Members' Conference, Toronto, Ontario
- November 16–17, 2012 Nova Scotia 4-H Council Annual Meeting, Truro, N.S.

Deadlines for Applications

EVENT	AGE GROUP	DEADLINE
Leader Travel Opportunity 2012 (page 6)	Adult volunteer leaders	December 15, 2012
Market Turkey – attached to project newsletter	Members in poultry (2 or more yrs.)	February 15, 2012
Poultry Project Registration – attached to project newsletter	Poultry members	February 15, 2012
Market Steer – attached to 4-H newsletter	Beef project 4-H members (with 2 or more yrs. in beef project)	February 15, 2012
Camp Rankin Counsellor Jobs (pg 36–39)	16 and over	March 15, 2012
Counsellor-In-Training (pg 40–41)	16 and over	March 15, 2012
Camp Rankin Adult Mentor Application (pg 42–43)	4-H leader	March 15, 2012
EASTGEN 4-H Showcase – attached to dairy newsletter	14 and over	March 31, 2012
Poster Contest (pg 10)	All 4-H members	Local deadline
4-H Rally Registration Sheet (pg 78)	All 4-H members	Prior to 4-H Rally
Nova Scotia Woodsman Team Register (pg 79)	All 4-H members	Prior to 4-H Rally
4-H Weekend – member and chaperone applications (pg 51–52)	All 4-H members	Check 4-H office
Camp Rankin Scholarship (pg 35)	Junior 4-H members	April 1, 2012
Canadian Junior Beef Heifer Classic – Chaperone – attached to project newsletter	Adult volunteers	April 1, 2012
N.S. Dept. of Agriculture Scholarship (pg 47–49)	16 and over	April 1, 2012
Nova Scotia 4-H Council Scholarship (pg 50)	16 and over	April 1, 2012
World Water Day Challenge (pg 34)	All 4-H members	
Camp Rankin Youth Application Forms (pg 44–45)	9–15 years old	May 1, 2012
Royal Dairy Classic Application – attached to dairy newsletter	Dairy members	May 15, 2012
Livestock Registration Form (pg 20)	All Livestock members	May 15, 2012
Market Lamb – attached to 4-H newsletter	Sheep members (2 or more yrs.)	June 30, 2012
Theme Contest (pg 14)	9–21 years old	July 1, 2012
Royal Classic Canadian Junior Beef Heifer Show – Nomination form – attached to beef newsletter	Sr. beef members completing 2nd year in beef project	July 1, 2012
Record Keeping Competition (pg 12)	All 4-H members	September 1, 2012
Royal Dairy Classic Chaperone – with dairy newsletter	Adult volunteer	September 1, 2012
Young Speakers for Agriculture	16–24 years old	September 24, 2012
TD 4-H Agriculture Scholarship (applications available in June/July 2011 – ask your 4-H Specialist)	16 and over	October 2012
AgriVenture 4-H Scholarship (pg 51–54)	18–30 years old	December 1, 2012
CIBC 4-H scholarship (pg 55)	16 and over	December 3, 2012

Travel Opportunities for 4-H Leaders 2012

Travel opportunities for 2012 have changed from what they have been in the past. The National 4-H Leaders conference in Toronto is no longer held but, instead, there are different types of events now available. If you are interested in national travel please return this form to the provincial 4-H office by **Friday, January 27, 2012**. The following are the opportunities available in 2012. Please indicate the award you would like to be considered for.

- **National Leaders Conference** - as part of a provincial program held somewhere in Canada - usually two leaders.
- **Madison Dairy Conference** - This should be a dairy leader with a good understanding of the dairy industry - September/October.
- **National 4-H Conference Chaperone** - Toronto, Ontario - November 2012.
- **Citizenship Seminar Chaperone** - Ottawa, Ontario - April 2012.
- Other opportunities that may come available.

Preference will be given to those leaders who have not already received an award. **4-H leaders can only participate in a Canadian 4-H award every ten years. PLEASE ATTACH A PHOTO TO YOUR APPLICATION**

APPLICATION FORM

Date received in Truro 4-H office: _____

Name		
Address/Civic Address		Postal Code
Phone	Fax	E-mail
4-H Club	County	Years in 4-H as a Leader
Were you a 4-H member? <input type="checkbox"/> Yes <input type="checkbox"/> No If so, how long?		Are you screened? <input type="checkbox"/> Yes <input type="checkbox"/> No
What projects have you led in 4-H?		

On another page please answer the following questions:

1. What executive positions/committees have you held in your County 4-H Council or Nova Scotia 4-H Council?
2. Have you previously travelled on other 4-H trips outside of the province? If so, please give details.
3. List other 4-H programs/ events/ activities in which you have been or involved.
4. To what other organizations do you belong?

Have you ever travelled on a 4-H trip before? Yes No

Have you ever travelled on a 4-H trip before? Yes No

Check one: Smoker Non-smoker

Language: English French Both

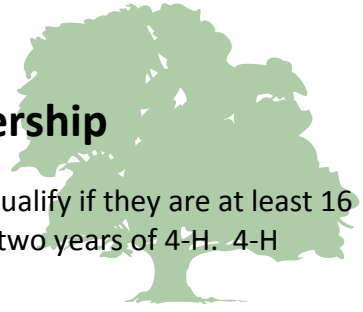
I hereby certify that the above information is correct.

Return no later than January 27th, 2012 to
NS 4-H Council c/o Iola Crowe, PO Box 550
(157 College Road), Truro, NS, B2N 5E3 | Fax # 893-2757.

Signature of 4-H Leader

National Award

Travel Opportunities for 4-H Membership



4-H members in your club are eligible to apply for a National Award. They qualify if they are at least 16 years old by January 1 of the current 4-H year and have completed at least two years of 4-H. 4-H members can only travel once on these national travel awards.

Please contact your Agriculture and 4-H Leadership Coordinator in October or November for an application form. The application consists of two (2) parts - Part “A” is to be completed by the 4-H member and Part “B” is to be completed by a 4-H leader. Part “B” is to be sent directly to the Agriculture and 4-H Leadership Coordinator so the member does not see it.

A deadline will be set in each region for the applications to be returned to the Agriculture and 4-H Leadership Coordinator.

The members will be interviewed as part of the selection process. Please encourage members to be as detailed as possible when filling out the application and to include extra pages of information if they need more room to describe their 4-H experiences.

Deadlines for these applications will vary in each region and the Agriculture and 4-H Leadership Coordinator will notify senior 4-H members of this date and the interview date when they schedule them.

It is an honour to win a 4-H National Award! Only the top members from the province are chosen to represent Nova Scotia in these travel awards. 4-H members can win opportunities to travel to National and International conferences or Host Home exchanges.

Some of the National 4-H Awards 4-H members can apply for are:

- National 4-H Conference, Washington, D.C. - March or April (five provinces go each year)
- National 4-H Citizenship Conference, Ottawa, Ontario - March or April
- W. Garfield Weston Foundation 4-H International Exchange (8–10 provinces go each year)
- National 4-H Members’ Conference, Toronto, Ontario - November

All registration fees for these travel awards are paid for by the Nova Scotia 4-H Council.



NOVA SCOTIA 4-H COUNCIL
4-SALE ITEMS

4-H Lapel Pins	\$ 4.00
4-H Pen (black velvet case)	6.00
4-H Pen.....	\$ 1.00
4-H Pencils.....	\$ 0.50
4-H Memo Pads.....	\$ 2.50
4-H Portfolio (New).....	\$12.00
4-H Stickers (size: 1" X 1") (20 per sheet)	\$2.00
4-H Ankle Socks.....	\$5.00
4-H Supporter Decals	\$1.00
4-H Car Plates.....	\$6.00
4-H Pewter Lapel Pins (Animals).....	\$5.00
4-H Mugs (New)	\$7.00
4-H Thank you Card/Envelope	\$1.00
4-H Embroidered Crest	\$5.00
4-H Tattoos.....	\$0.25
4-H Cap (with Nova Scotia on back)	\$15.00
4-H Towels	\$15.00
4-H Shoulder Carrying Bag	\$15.00
4-H Flashlight / Key Chain	\$2.00
4-H Hooded Sweatshirts	\$25.00
4-H Sweat Pants	\$25.00
4-H Lanyard (New)	\$5.00
4-H Frisbee (New)	\$10.00
4-H Shopping Bag (New)	\$5.00



Young Speakers for Agriculture

Do you like a challenge? Would you like to share your enthusiasm for agriculture with an interested audience? Would you like to have the opportunity to develop public speaking skills and express your opinions in a national forum?

If you answered yes to any of these questions, you may be interested in participating in the **2012** Young Speakers for Agriculture competition on **Friday, September 28, 2012** at the Nova Scotia 4-H Show.

The Nova Scotia winner of this competition will compete in the National Young Speakers for Agriculture competition in early **November 2012** at the Royal Agricultural Winter Fair (RAWF) in Toronto, Ontario.

The Nova Scotia representative will have their air fare to Toronto and accommodations sponsored by the Nova Scotia 4-H Council.

The national competition originated in 1985 in honour of the International Year of Youth. It became a national competition in 1997.

- To be eligible, applicants must be between 16–24 years of age as of the competition date.
- Each contestant will give a five to seven minute prepared speech as well as introduce and thank another speaker.
- Speeches may be delivered in either of Canada's official languages, English or French.

At the competition in Toronto, cash prizes will be awarded. The first prize winner's name will be engraved on the L. Wilhelm Memorial Trophy that is retained at the RAWF. All six finalists will receive a framed Royal Agricultural Winter Fair poster.

Contest details will not be confirmed until the Spring. For further information, contact your Agriculture and 4-H Leadership Coordinator later in the year for contest details and a copy of the application form.

Deadline to enter the Nova Scotia competition is noon on September 24, 2012

Please note:

A member that wins the Nova Scotia Young Speakers for Agriculture Competition can only participate in the Nova Scotia Competition once (i.e., the year that they win). However, they are able to attend and compete directly in the National competition at any time.

4-H POSTER CONTEST

Use your creativity with the theme to make a great 4-H poster!

Design a poster with the 2012 theme:

4-H Memories For a Lifetime

You can enter two categories.

- Hand drawn – should be drawn on a 14x14-inch piece of Bristol board.
- Computer generated – should be mounted on a 14x14-inch piece of Bristol board.

On the back of the poster clearly write or print the name of member who drew the poster, their age, number of years in 4-H, name of 4-H club and county.

- Posters should be original (i.e., not include known cartoon characters due to copyright restrictions, e.g., Mickey Mouse, Charlie Brown, etc.)

If you choose to use the 4-H crest – Be sure to use the **Canadian** 4-H crest on the poster!! Or your poster will be disqualified because of the wrong logo used.



Use this:



Not this:



Be sure and check your county deadline!

The top posters from each county in Junior and Senior categories that meet the above guidelines will be sent to 4-H Weekend to be judged.

At 4-H weekend prizes will be awarded during 4-H Night in Nova Scotia. Speak to your Agriculture and 4-H Leadership Coordinator for more details.

Poster and Display General Standards

Posters

(15) **General Appearance:** Neat, clean, tidy; free from glue residue, bent corners, pencil guidelines and smudges

(45) **Creative Design:** Eye catching; put its message across with a minimum of words; uncluttered - one big picture may be more effective than a lot of little ones; arrangement balanced so your eye moves around the items on poster; adequate margins (top and sides equal, bottom a bit wider). In a 4-H poster the Canadian 4-H emblem must be used.

(15) **Colour:** Colour attracts the eye and carries it around the poster; not too many colours; colours harmonize and reinforces theme.

(25) **Workmanship:** Printing/ writing easy to read from a distance. Lettering – letters should be formed with correct spacing used.

Displays

(20) **Attracts Attention:** Effective use of size, shape, texture, colour, motion and light. Attracts attention with favourable reaction. Good background materials used. Perishable items fresh (all food attractively displayed)

(10) **Arouses Interest:** Encourages additional study or change of practice. Personal appeal to the type of audience for whom exhibit was designed.

(30) **Conveys a Message:** Clear, simple, complete and convincing message. Correct spelling, proper grammar used. Posters attractive and easy to read. All parts support one central theme. Important points emphasized. Message understandable to intended viewer. Approach to subject interesting and appropriate.

(20) **Design:** Elements of exhibit pleasingly placed to give sense of unity to whole and each logically connected to central theme. Design enhances organization and readability of topic. Message is part of design. Layout encourages viewers to read entire story. Simplicity, grouping of elements, open space and lack of clutter or crowding is important.

(10) **Originality:** Evidence of creativity and original ideas.

(10) **Workmanship:** Neat. Well constructed for the purpose. High standard of products used but not necessarily expensive materials.

RECORD KEEPING COMPETITION

A Record Keeping Competition is held provincially, sponsored by the Farm Credit Corporation, Canada. The prizes for the Top Record Keeping System would be:
1st - \$100; 2nd - \$50; 3rd - \$25.



Objectives of the Program are:

- To teach 4-H members to be brief, concise, and accurate in their record keeping system.
- To teach 4-H members to draw conclusions and practical information from the data that they have collected in a 4-H record keeping competition.

Criteria for Competition:

- Open to any 4-H member in the province. The top two senior and top two junior record sheets/county will be eligible for Provincial Competition.
- Your record keeping entry should be brief, accurate, original, concise and honest and include records on their 4-H projects of the current 4-H year.
- **Not only are the records for each project important, but the members also would have to display some system or method of analysis.** Example: If the member was a garden member, he or she could determine his or her cost of product per unit versus the purchase price of the same unit. He or she could also list alternatives that could affect the product sold. The same type of analysis could apply to any project. Also, look at the options of turning this project into an business; do a survey on marketability or consumer preference; or map out the future finances of this project if you continued with it.
- “Records should be clearly tagged and the tag firmly attached and the records exhibited in a duotang style folder and only the requirements of the project, **(i.e., current record sheet and between 1 - 5 pages of analysis)** will be accepted for judging. Excess material will cause the entry to be disqualified.” (N.S. 4-H Council Resolution, November 1990)
- Record sheets have to be to the provincial 4-H office by **September 1, 2012**.
- During the Nova Scotia 4-H Show, record sheets will be on display and the successful 4-H members will be presented with the prize money during the Saturday night presentations.

**Please submit your records to:
Your Agriculture and 4-H Leadership Coordinator August.**

Watch for your county deadline, as record sheets must first qualify through the county level.

Tips For Creating Great Record Sheets

In order to complete a 4-H project, members must have a satisfactory record sheet. If a member is completing more than one project, they must do a record sheet for each project.

- The record sheet should be in your own printing/ handwriting/typing. Write or print as neatly as possible, in pen or a dark pencil. It's a good idea to do a rough copy first to avoid mistakes. Be sure to check for spelling errors.
- 4-H staff look for a neat accurate, and detailed record sheet. Answer all sections/questions on the record sheet. They also want to see personal comments, and likes/ dislikes. They make your record sheet individual and accurately describe your impression of the project. Give as many details as possible. If you are mentioning a dislike or problem with the project, make it constructive criticism, not negative.
- Record your age, as of January 1st, of the current 4-H year. Also, record years in a project or in 4-H as number of years completed.
- Be sure all calculations are completed and totaled. Keep all measurements in either metric or imperial, but NOT both. When recording the cost materials which were given to you or which you've had on hand from previous years - assign a value and note that you did not actually purchase these materials during the 4-H year.
- Livestock members should note dates of dehorning, feed changes, when ILT took place, dates of mortality, breeding dates, vaccinations, dates of vet visits/health problems, cost of medication, etc. Also, begin growth and feed records as soon as your livestock project is selected. It is preferable to see the records starting early in the club year, but definitely by May 1st. Remember, that not all months have 30 days.
- There is a record keeping competition at county level. This competition requires that you add an analysis to the current record sheet. For more information and deadlines, contact your Agriculture and 4-H Leadership Coordinator.

The Year 2013 4-H Theme Contest

2013 is the 100th year of 4-H in Canada!

Design a theme to reflect this special year! The 4-H member who creates the best theme for Nova Scotia for use in 2013 will win a provincial 4-H trophy.



Your theme should be:

- short
- catchy
- original
- easily used for displays, graphics, posters, songs, etc.
- And, it doesn't have to rhyme! (e.g., previous themes - 4-H Grow With Us; 4-H More Than You Ever Imagined or Learners Today, Leaders' Tomorrow)

Name		
Address		Postal Code
Phone	Fax	E-mail
4-H Club		County
The theme I have created for 2013 is:		

Note: One (1) theme per 4-H member!
Entries will be accepted until **July 1, 2012.**

Privacy Statement – The Nova Scotia 4-H Program protects your personal information by adhering to *the Freedom of Information and Protection of Privacy Act* and other legislative requirements with respect to your privacy. We use and we may share your personal information with 4-H program partners to provide program services, to administer program activities and services, to keep you informed about 4-H activities and services, for statistical and research purposes, to satisfy government and regulatory obligations and to contact you from time to time regarding 4-H program activities and services. We may share and release your personal information for program and services and for activity publicity which may include the release of your name, your photograph, the 4-H club, the community and the county that you are from. By completing and signing this form you understand and are consenting to the use of and sharing of necessary information as described above. For more information contact the 4-H Program by letter at 4-H Program, PO Box 550, Truro, N.S., B2N 5E3.

Send to:
Nova Scotia 4-H Council Theme Contest
Nova Scotia 4-H Council
157 College Road, P.O. Box 550
Truro, Nova Scotia B2N 5E3
Fax: 893-2757




Apply for a 4-H Summer Assistant Job!
Start Date - April 2012

If you are a university student, have been a 4-H member and like working with people — apply for a summer job as a 4-H summer assistant!

In January, contact your
Agriculture and 4-H Leadership Coordinator
or visit www.CareerBeacon.com

There will be 4-H summer assistants
hired across the province.

Interviews will take place in February.



You Be the Judge – Judging Tips

Judging is a very important part of the 4-H program. All members learn to judge by placing a class of four articles, comparing them to an ideal and giving oral reasons to a person taking their reasons using the *judging format*. Judging teaches a 4-H member to make decisions based on quality, voice their opinions, learn self confidence and improve their memory and public speaking skills.

When giving reasons, the 4-H member compares the differences in the items and tries to give brief, impressive, interesting, sincere reasons to the person hearing their reasons.

4-H members can judge anything as long as there are four items in the class. **There is a resource box for judging at your 4-H office called *You Be The Judge*.** It is available for clubs to borrow and contains all the instructions, the judging format and classes needed for you to conduct a judging class. Just call the Agriculture and 4-H Leadership Coordinator and book it for an upcoming meeting.

Pointers for Giving Reasons

BE...

- confident in yourself and your placing
- clear and concise, using the main points that determined the placing
- accurate - do not give reasons that do not apply
- prepared, by knowing the project standards
- organized - begin with the most important points and then mention the less obvious
- relaxed using gesture and a natural voice
- convincing
- generous by mentioning any good points of the last place item

USE...

- the judging format
- correct terms, breed names and animal parts
- correct grammar
- gestures to emphasize points
- short sentences and be to the point
- good posture, standing straight and tall, looking confident
- a strong voice, without being too loud or speaking too fast
- **COMPARISONS.** This is the biggest factor in good reasons. In order to explain a placing, the items in the class must be compared. If you don't compare the items you are merely describing the class which anyone can do just by looking at it. Comparing tells why one item or animal is better than another. HINT: Use the words ending with "er" such as taller, straighter, neater, and the phrases "more than" and "less than" to make sure comparisons are being made.

LOOK...

- the judge in the eye when speaking
- at the judge, not the ceiling floor or other members
- like your having fun!

Class 69: Recyclable Competition

1. The top two junior and top two senior recyclable articles per county from any project are eligible.
2. Articles must be made from a minimum of 75% recycled materials e.g., a quilt from old clothing with a new quilt batt, a hooked rug using old clothes using a new burlap backing and rug binding, or making an item from an old wooden article and using new glue, paint and nails.
3. A completed report/explanation sheet for the article must accompany it at all levels of competition.
4. It is recommended that the judges of this competition evaluate the items according to the following guidelines — 25% – written explanation; 50% – finished project; 25% – recycled materials.

All 4-H members enrolled in a project are eligible for this competition. Members enrolled in the crafts, heritage, sewing and environment projects can use their recycled item as credit towards their project completion. Members may exhibit/enter their recycled article in either the recyclable competition or in the appropriate section of their project class, but not in both competitions. Prizes will awarded to the top junior and top senior recyclable articles at the Nova Scotia 4-H Show. At county competition, this is a ribbon class only.

Recyclable Competition Report/Explanation Sheet

Name		Age
Club	Type or name of recyclable item	
Recyclable item was made in the	project	Time to complete
Origin of pattern or design		Suggested retail cost
Why did you choose to create this recyclable item?		

Recycled materials used	New materials used (if any)	Cost of materials

Please explain how you made this recyclable item:

If you need more room to write about your project please use an additional page.

Privacy Statement – The Nova Scotia 4-H Program protects your personal information by adhering to the *Freedom of Information and Protection of Privacy Act* and other legislative requirements with respect to your privacy. We use and we may share your personal information with 4-H program partners to provide program services, to administer program activities and services, to keep you informed about 4-H activities and services, for statistical and research purposes, to satisfy government and regulatory obligations and to contact you from time to time regarding 4-H program activities and services. We may share and release your personal information for program and services and for activity publicity which may include the release of your name, your photograph, the 4-H club, the community and the county that you are from. By completing and signing this form you understand and are consenting to the use of and sharing of necessary information as described above. For more information contact the 4-H Program by letter at 4-H Program, PO Box 550, Truro, N.S., B2N 5E3.

Class 68: Wool Competition

1. The top two junior and top two senior Wool Competition articles per county from ANY project are eligible.
2. Articles must be made from a minimum of 100 % wool and members competing in this competition must complete the attached Wool Competition/Explanation Sheet.

A completed report/explanation sheet for the article must accompany it at ALL levels of competition.

3. It is recommended that the judges of this competition evaluate the items according to the following guidelines – 25% - written explanation; 75% finished project.

ALL 4-H members enrolled in a project ARE ELIGIBLE for this competition. Members enrolled in the crafts, heritage, sewing and environment projects can use their Wool Competition item as credit towards their project completion. Members may exhibit/enter their wool article in either the Wool Competition or in the appropriate section of their Project Class, but not in both competitions. Prizes will awarded to the top junior and top senior wool articles at the Nova Scotia 4-H Show. At county competition, this is a ribbon class only.

Wool Competition Report/Explanation Sheet

Name		Age
Club	Type or name of wool item	
Wool item was made in the	project.	Time to complete
Origin of pattern or design	Suggested retail cost	
Why did you choose to create this wool item?		
Wool materials used	New materials used (if any)	Cost of materials
Total material cost		

If you need more room to write about your project please use an additional page.

Privacy Statement – The Nova Scotia 4-H Program protects your personal information by adhering to *the Freedom of Information and Protection of Privacy Act* and other legislative requirements with respect to your privacy. We use and we may share your personal information with 4-H program partners to provide program services, to administer program activities and services, to keep you informed about 4-H activities and services, for statistical and research purposes, to satisfy government and regulatory obligations and to contact you from time to time regarding 4-H program activities and services. We may share and release your personal information for program and services and for activity publicity which may include the release of your name, your photograph, the 4-H club, the community and the county that you are from. By completing and signing this form you understand and are consenting to the use of and sharing of necessary information as described above. For more information contact the 4-H Program by letter at 4-H Program, PO Box 550, Truro, N.S., B2N 5E3.

Tug-O-War Permission Form

All members of Tug-O-War teams are required to have a permission form signed by a parent or legal guardian. If the member is 19 years or older, they may sign the consent form. All permission forms are the responsibility of the team coach and must be presented to the event organizers prior to the first weigh-in.



Member's Name:		Health Card #:	
4-H Club:	County:	Date of birth:	(m/d/y)

I hereby give my child (listed above) permission to participate in 4-H Tug-O-War during the 2011 season, and understand that he/she does so at their own risk. I hold no other person, no organization, or no private enterprise responsible.

Signature of parent/guardian *Date*

Privacy Statement

The Nova Scotia 4-H Program protects your personal information by adhering to the *Freedom of Information and Protection of Privacy Act* and other legislative requirements with respect to your privacy. We use and we may share your personal information with 4-H program partners to provide program services, to administer program activities and services, to keep you informed about 4-H activities and services, for statistical and research purposes, to satisfy government and regulatory obligations and to contact you from time to time regarding 4-H program activities and services. We may share and release your personal information for program and services and for activity publicity which may include the release of your name, your photograph, the 4-H club, the community and the county that you are from. By completing and signing this form you understand and are consenting to the use of and sharing of necessary information as described above. For more information contact the 4-H Program by letter at 4-H Program, PO Box 550, Truro, N.S., B2N 5E3.

Tug-O-War Permission Form

All members of Tug-O-War teams are required to have a permission form signed by a parent or legal guardian. If the member is 19 years or older, they may sign the consent form. All permission forms are the responsibility of the team coach and must be presented to the event organizers prior to the first weigh-in.



Member's Name:		Health Card #:	
4-H Club:	County:	Date of birth:	(m/d/y)

I hereby give my child (listed above) permission to participate in 4-H Tug-O-War during the 2011 season, and understand that he/she does so at their own risk. I hold no other person, no organization, or no private enterprise responsible.

Signature of parent/guardian *Date*

Privacy Statement

The Nova Scotia 4-H Program protects your personal information by adhering to the *Freedom of Information and Protection of Privacy Act* and other legislative requirements with respect to your privacy. We use and we may share your personal information with 4-H program partners to provide program services, to administer program activities and services, to keep you informed about 4-H activities and services, for statistical and research purposes, to satisfy government and regulatory obligations and to contact you from time to time regarding 4-H program activities and services. We may share and release your personal information for program and services and for activity publicity which may include the release of your name, your photograph, the 4-H club, the community and the county that you are from. By completing and signing this form you understand and are consenting to the use of and sharing of necessary information as described above. For more information contact the 4-H Program by letter at 4-H Program, PO Box 550, Truro, N.S., B2N 5E3.

Design Nova Scotia 4-H Council
PO Box 550, Truro, NS
B2N 5E3
January 20, 2012



Dear Applicant:

Nova Scotia 4-H thanks you for your interest in becoming a 4-H Leader. The 4-H program could not exist without input from many dedicated volunteers, and your skills are needed! As a 4-H Leader, you assume an important role in the development of youth, since members look to you for guidance and support.

Our goal is to have a safe environment for 4-H youth, as well as a quality program. To respond to our changing environment, the Nova Scotia 4-H Council passed a resolution at its 1998 meeting, that all Nova Scotia 4-H Volunteer Leaders be required to undergo a screening process.

You are asked to complete the following for leader screening purposes:

- **Nova Scotia 4-H Leader Application** - Please return this form with your Consent to Disclosure of Information Form B2 and Police Record Check to Truro office.
- **Police Record Check** - Please take to your local RCMP station with photo ID and return results of search to the Nova Scotia 4-H Council, Volunteer Screening, PO Box 550, Truro, B2N 5E3. (Please note some detachments may require a birth certificate and there may be a fee).
- **The Child Abuse Register** (*NS Community Services*) - Please complete Consent to Disclosure of Information **Form B2**, attach either a copy of Drivers license or Health card and return to **NS 4-H Council**, PO Box 550, Truro, NS B2N 5E3

You are required to attend a group **Information Session** or you must complete the **online New Leader Information Session** - Knowledge Test at www.gov.ns.ca/agri/4h/ .

Until you have completed the screening process new leaders are **NOT** to meet with 4-H members without a screened leader present.

All results will be kept confidential, and will be permanently stored in the Provincial 4-H Office. If there are any concerns with your application the Nova Scotia 4-H Council will contact you about the status of your application.

Most RCMP Detachments and Department of Community Services do not charge for the searches. The exception is if you live in HRM, but call ahead to make sure. You must visit the RCMP Detachment that provides service to your home.

Having a criminal record, or being recorded on the Child Abuse Register does not mean your application will automatically be rejected.

Thank you for taking the time and effort to complete the screening process.

Yours Sincerely,

The Nova Scotia 4-H Council

Nova Scotia 4-H Leader Application

Please Return to:
**Your General Club Leader or to Truro
 office with your Police Check and Child
 Abuse Form B2, also COPY of Health Card
 OR COPY of Drivers License.**

Leader Information

First name	Last name	Sex: <input type="checkbox"/> M <input type="checkbox"/> F
Mailing address		Postal code
Civic address		County
Home phone	Work phone	
Email Address:		
Locale - <input type="checkbox"/> Farm <input type="checkbox"/> Urban <input type="checkbox"/> Rural		

Background Information

How long have you been living in this community?
What is the name and address of your current employer?
How long have you been working for this employer?

Volunteering Experience

If you have any previous 4-H experience, please describe your involvement.
Please outline your experience, if any, with other volunteer organizations.
Why do you want to be a 4-H Leader?

Other Screening Requirements

The Police Record Check has been completed, and the results forwarded to the Nova Scotia 4-H Council, Truro, NS	<input type="checkbox"/> yes <input type="checkbox"/> no
I have completed the Child Abuse Consent to Disclosure of Information Form B2, and returned to Truro office.	<input type="checkbox"/> yes <input type="checkbox"/> no
I was a registered NS 4-H Leader in the previous year.	<input type="checkbox"/> yes <input type="checkbox"/> no
I attended the New Leader Training Session or completed the online New Leader Information Session - Knowledge Test at www.gov.ns.ca/agri/4h	<input type="checkbox"/> yes <input type="checkbox"/> no

Declaration:

I declare the information on this form is true and complete. I understand that misrepresentation or omission of facts called for in this screening process may disqualify me from being a 4-H Leader without notice, or cause non-selection. If selected as a 4-H Leader, I agree to abide by the Nova Scotia 4-H Policy, and to fulfill the Nova Scotia 4-H leader responsibilities to the best of my ability.

Signature

Date

Please Return to:
Nova Scotia 4-H Council
PO Box 550
Truro, Nova Scotia

POLICE RECORD CHECK

Please be advised that

_____ *Name of 4-H Leader*

_____ *Date of Birth*

needs a Police Records Check as part of the application process to be a registered Nova Scotia 4-H Leader.

The Memorandum of Understanding is on file with the RCMP in Bible Hill, dated September 4, 1998.

Note to Applicants:

Please bring the following to your local RCMP detachment:

1. Photo ID (Nova Scotia Driver's License)
2. This Letter
3. Some detachments require a birth Certificate, so please check with your local detachment.

Child Abuse Register Consent to Disclosure of Information

– form B2 – available from

Community Services – Child Abuse Register

<http://www.gov.ns.ca/coms/families/abuse/ChildAbuseRegister.html>



Canadian 4-H Commercial General Liability Fact Sheet



COVERAGES AND LIMITS

Bodily Injury and Property Damage	\$5,000,000.00 Commercial General Liability - Each Occurrence \$1,000,000.00 Watercraft Liability – Each Occurrence & Aggregate Limit Occurrence Form
Non-Owned Automobiles	\$5,000,000.00 Each Occurrence Occurrence Form
Limited Abuse Coverage	\$100,000.00 Each Claim / \$1,000,000 Aggregate limit. Claims Made Form – Retroactive Date January 1, 1998
Excess Liability – Follow Form	\$5,000,000.00 Excess Liability – Each Occurrence & Aggregate Excess of: \$5,000,000.00 Commercial General Liability \$ 1,000,000.00 Watercraft Liability Occurrence Form

Deductible / Self Insured Retention (SIR)

Bodily Injury and Property Damage	\$2,500.00 Deductible
Limited Abuse Form	\$2,500.00 Deductible
Excess Liability	\$10,000 Self Insured Retention

What to do in the event of a Claim? Your first step would be to contact the provincial or national office for information on claims reporting procedures. In case of an ‘after hours’ emergency please contact BFL CANADA Risk and Insurance Services Inc., at 1-888-244-6709 or 613-722-7798 to report the incident immediately.

Definitions:

Commercial General Liability / Excess Liability: This policy offers protection against liability imposed by law for bodily injury or property damage to a third party. It does not cover your injuries or damage to your property. The idea is to protect you for claims made by others.

Watercraft Liability: This endorsement extends the policy coverage to include the use of owned or borrowed watercraft less than 8 meters in length that are not being used to carry persons or property for a charge. Coverage under this endorsement is subject to the following:

- All persons are required to wear life jackets while in the watercraft;
- All watercraft must contain a bailer, buoyant throw/tow line and a signaling device;
- Whitewater and ocean activities are excluded.

Insured: The “entity” itself, a 4-H volunteer, employee or member and their families while acting on behalf of 4-H. A volunteer can be defined as someone who gives freely to work and who is not remunerated for said work.

Occurrence Policy: Coverage trigger is the date when the bodily injury or property damage took place. The policy in force at that time applies.

Claims Made Policy: Coverage trigger is the date when the claim (as a result of Bodily Injury or property damage whenever it occurred) is made. The policy in place at that time applies.

Retroactive Dates: When the policy is claims made, the policy will respond to claims that are brought forward during the policy period if the incident occurred after the retroactive dates.



The information contained herein is general information and should not be mistaken for the policy.

Page 1 of 3

Insurance Questions and Answers

Q. Do we have to use a waiver form?

A. Waiver forms act as a deterrent for a suit but they do not alleviate 4-H from liability.

Q. Should we as a club get insurance for our members and leaders, as only third parties are covered by the third party liability insurance?

A. The Commercial General Liability Policy provides coverage for an insured if they are brought in a suit involving property damage and bodily injury to a third party however, there is a clause on the policy "Cross Liability" which allows one insured to sue another insured. For example, if a member is injured and the parents sue 4-H, then 4-H would have coverage to defend the suit subject to all the policy terms, conditions and exclusions. It is highly recommended that each provincial council purchase an "Accident" insurance policy. An "Accident" insurance policy responds immediately and is not triggered by a law suit.

Q. What happens if one of our members or leaders gets injured or killed? How are we covered? What good is third party liability insurance then?

A. The Commercial General Liability Insurance Policy provides coverage for an insured if they are brought into a suit involving property damage and bodily injury to a third party however, there is a clause on the policy "Cross Liability" which allows one insured to sue another insured. For example, if a member is injured and the parents sue 4-H, then 4-H would have coverage to defend the suit subject to all the policy terms, conditions and exclusions.

Q. When are 4-H members covered?

A. Coverage is triggered once a member is involved in a suit.

Q. Do any 4-H events need to have a Memorandum of Insurance?

A. If you are asked to provide proof of insurance, you may issue a memorandum of insurance. The memorandum should not be volunteered and only given upon request. Your provincial organization can prepare it for you.

Q. What about when a 4-H member brings a friend to an event or a meeting, is the friend covered?

A. If the friend is a volunteer at a sponsored 4-H event, then the Commercial General Liability policy can offer protection. A volunteer can be defined as someone who gives freely to work and who is not remunerated for said work.

Q. Is there a suggested amount of liability insurance I should have on my vehicle? i.e. \$2,000,000 or \$3,000,000 etc.

A. The legal amount of liability insurance required varies from province/territory to province/territory. You should carry a minimum of \$2,000,000 coverage under your personal automobile policy, however higher limits of liability can be discussed with your broker/agent.

Q. If there is an accident at home or school under a member's care and supervision what is the coverage?

A. The liability coverage is not location specific.

Q. Does our insurance policy cover travel outside of Canada? We are looking at options for going on a backpack trip down the road which may take us outside Canada – to the United States. Anything we should know?

A. Yes, the insurance does cover travel outside of Canada – to the United States. All activities that the club undertakes need to be recorded somewhere – in the minutes, on a program plan, letter to parents, members etc. So if you plan a backpack trip outside of Canada, it needs to be recorded somewhere, just as any other activity does. The insurance does not cover health so all participants should carry their own health insurance for travel outside of Canada, just as they would for a non 4-H trip.



Services internationaux - risques et assurances
International Risk and Insurance Services

Insurance Questions and Answers

- Q. I had a call from a 4-H leader who would like to offer the roughstock rodeo project, and would like to train members 16 and older for Bull Riding. He will put together a training plan, but wanted to check that the 4-H insurance would cover any injury/liability claim.**
- A. As long as the project is sanctioned, the coverage would apply however, at present the Insurer has not considered any activities with the injury potential of a Bull Riding project. Before any such clubs or projects are undertaken please contact your provincial office with details to forward to the insurer. Though no exclusions exist in the insurance policy it would be prudent to provide the insurer with advance knowledge of these activities before an accident or injury occurs.
- Q. When the club goes on a trail ride, are the parents covered when they are riding their own horses?**
- A. 4-H member's parents who participate in an event are not covered unless they work as registered volunteers. Spectators who participate in any event are not covered.
- Q. This question is in relation to property damage – If a 4-H Club uses a 4-H friend's facility what coverage, if any, is available if the project animal (horse, canine, beef, etc) damages the facility in any way. Likewise if a member or leader damages the property through an accidental cause (not malicious)?**
- A. Coverage's in both instances would apply up to the limit of the policy subject to the property damage deductible.
- Q. The question of helmets with equine projects continues to come up. How does this effect coverage?**
- A. Currently helmets are not required, but strongly recommended.
- Q. Is there any insurance issues with respect to accidents and injuries/liability associated if we do not have mandatory helmet usage? Again, would there be any insurance issues with respect to an accident and injuries/liability associated if we do not have mandatory compliance with the equine project rules?**
- A. With respect to the Commercial General Liability, it is recommended that helmets be worn however, if a helmet is not worn, it does not affect coverage. With respect to the equine program, the same applies.
- Q. Is there coverage for accidents involving ATV's or Snowmobiles? What about Watercrafts?**
- A. There is no coverage under the Commercial General Liability policy accidents involving ATV's or Snowmobiles under this policy, the liability for these motorized vehicles would fall under the automobile policy owned by the owner of the vehicles in the same way that an accident involving a car or truck would apply. Generally, accidents involving a watercraft would apply in the same way, however there has been an amendment to this policy which allows for owned (or borrowed) watercraft that are less than eight (8) meters in length. Please review the definition of Watercraft Liability on page 2 of this fact sheet for details.



The information contained herein is general information and should not be mistaken for the policy.

Page 3 of 3

Last updated January 19th, 2012



Canadian 4-H Participant Accident Insurance Fact Sheet



COVERAGES AND LIMITS

Classes 1, 2 & 4: \$10,000 Class 3: \$20,000	Accidental Death & Dismemberment Benefit
Class 1: \$100/week – 26 weeks Class 3: \$200/week – 104 weeks	Weekly Accident Indemnity
\$10,000	Accidental Medical Reimbursement Benefit
\$1,500	Accidental Dental Reimbursement Benefit
\$2,000	Tutorial Expense

INSURED

- Class 1: All members of the Alberta 4-H Council and Saskatchewan 4-H Council
- Class 2: All other members.
- Class 3: Volunteers, Leaders, Staff, Directors, Officers & Trustees, up to age 80 (up to age 65 for the Weekly Indemnity Benefit).
- Class 4: Non-registered participants in 4-H activities, approved by and under the supervision of 4-H.

****NOTE: This Policy applies to all provinces except Manitoba.**

What to do in the event of a Claim? Your first step would be to contact the provincial or national office for information on claims reporting procedures. In case of an 'after hours' emergency please contact BFL CANADA Risk and Insurance Services Inc., at 1-888-244-6709 or 613-722-7798 to report the incident immediately.

DESCRIPTION OF HAZARDS

The hazards against which insurance is provided and subject to the provisions of the policy for each classification of insured persons are defined as above:

Injury sustained by the insured person while attending regular meetings, or club organized, supervised or approved functions, or participating in the Youth Exchanges Canada, including to and from such meetings, functions and programs.

Such meeting, functions and programs shall be deemed to have commenced when the insured person leaves his residence or place of regular employment for the purpose of going on such meetings, functions, or programs, whichever last occurs, and continues until such time as he returns to his residence or place of regular employment, whichever first occurs.



Services internationaux - risques et assurances
International Risk and Insurance Services

The information contained herein is general information and should not be mistaken for the policy.

Page 1 of 2

Insurance Questions and Answers

Q How much is coverage for?

- A. In the event of an accident, the Accidental Death & Dismemberment Benefit is for loss of life, complete loss of sight, speech, hearing and limbs including loss of use of same. In the event of partial loss, a portion of the total limit will be available as detailed in the insurance policy.

The Accidental Medical Reimbursement Benefit will cover the following expenses if they are not covered under the insured person's Provincial Health Plan:

Ambulance, hospital charges (the difference between the public ward allowance and the semi-private accommodation), physiotherapy charges (up to \$500), prescribed drugs, expenses for crutches, splints, casts, etc., (up to \$750), chiropractor charges (up to \$500), etc.. Members are also covered under Accidental Dental Reimbursement Benefit (maximum \$1,500).

The Weekly Accident Indemnity provides a weekly benefit to insured persons employed full time at the time of the accident if, as a result of an accident, the insured person suffers total disability. Total disability means that the Insured Person (1) is unable to perform the substantial and material duties pertaining to their occupation and (2) requires the regular care and attendance of a physician. The benefits are as described on the cover page.

Q. If a spectator was injured at an event, would he be covered under the policy?

- A. No. Only those described under the Classification of Insured Person are covered.

Q. What is the difference between Class 1 and Class 2 Members?

- A. Class 1 Member provinces purchase additional 'Weekly Accident Indemnity' benefits for their members.



Services internationaux - risques et assurances
International Risk and Insurance Services

The information contained herein is general information and should not be mistaken for the policy.

Page 2 of 2
Last updated January 19th, 2012



Services internationaux - risques et assurances
International Risk and Insurance Services



Certificate of Insurance Request Form

You only need to acquire a Certificate of Insurance when requested by outside agencies/corporations. The certificate is not required for the vast majority of activities.

Should you be asked by a supporter/agency/corporation to provide proof of liability insurance in order to have access to facilities to conduct activities, in most cases, you can provide them with the generic proof of insurance 'to whom it may concern'. In the cases where an *additional insured* must be added please complete this form and forward to Fax: 613-722-7829. The certificate of insurance will then be issued as required and emailed or faxed as indicated on the request form.

We appreciate requests for Certificates of Insurance at least 14 days if possible prior to the first date of the event for which they are intended.

4-H Branch		
4-H Branch Contact		
Phone	Fax	E-mail
Name of Activity		
Date(s) of Activity		
Location of Activity		
Certificate to be sent to		
Phone	Fax	E-mail
Name(s) and address of additional insured		
Requested By		Date

Please forward completed request form to: BFL CANADA Risk and Insurance Inc.
Fax: 613-722-7829/ Phone: 1 -888-244-6709 / E-Mail: bhall@bflcanada.ca

4-H LOGO & WORDMARK USAGE GUIDELINES

See: <http://www.gov.ns.ca/agri/4h/glkit/logoguidelines.pdf>

- General Usage of the Trademark, Logo, Pledge and Motto

4-H Logo and Wordmark Protection and Usage

2012 4-H Water Challenge Celebrate Canada Water Week! and World Water Day - March 22, 2012

4-H clubs across Nova Scotia are encouraged to celebrate Canada Water Week and World Water Day with a Community Service Project. Challenge your club to learn more about water in your community, and take action to protect your water.

4-H Nova Scotia has partnered again this year with the Nova Scotia Department of Environment to offer prizes to clubs who complete Community Service Projects in celebration of Canada Water Week and World Water Day (March 22, 2012).

Complete your project and submit a report to your Agriculture and 4-H Leadership Coordinator by April 20, 2012.

Prizes:

- First prize (one per region): \$300
- Runner-up (two per region): \$100

Encourage your club to get out and clean up a stream, educate community members about the importance of protecting their water, visit a water treatment facility – the project options are endless!

More Information:


To learn about Canada Water Week, visit: www.canadawaterweek.com

To learn more about water in Nova Scotia, visit: www.waterforlife.gov.ns.ca

For more information and project ideas, contact:

- Cory Mooney (NS Environment) at mooneycl@gov.ns.ca, or
- Ruth Grant (NS Agriculture) at grantra@gov.ns.ca





Camp Rankin Scholarship In Recognition of 40 Years of Camp Rankin Nova Scotia 4-H Council

A scholarship is available for one junior 4-H member (9-12 years) to attend Camp Rankin in the summer of 2012.

The Nova Scotia 4-H Council will pay the total cost of registration for the camper. Selection for the award must take place in time to insure the member has submitted a completed Camp Rankin application. This application must be received by the 4-H Provincial office by April 1, 2012, and clearly marked as the county scholarship.

Selection criteria, requirements are up to individual counties. Some ideas might include:

- A draw of all members who have done a demo or speech at the club level, or at the county level;
- The member who has improved the most;
- Based on financial need;
- Any other criteria as deemed by the county.

This will be evaluated at the end of the summer and counties are asked to let the Nova Scotia 4-H Council office know the criteria they used and their evaluation of the initiative.

Become a Camp Rankin Counsellor!

Do you like hiking, canoeing, swimming and helping children reach their full potential? Do you like being creative? Are you outgoing, responsible, crafty, creative and love the 4-H program? Do you enjoy nature and being outdoors and want to have a memorable summer? Then why not become a camp counsellor at Camp Rankin!!

Camp Rankin, for those of you who haven't been there, is the 4-H provincial summer camp which is located in Richmond County, Cape Breton. Every year several senior 4-H members (16 or older, by July) are hired to work at the camp as counsellors supervising 4-H members aged 9 to 15 from all across Nova Scotia. The five one-week camps start in July and end the first week of August.

Counsellor Positions available:

- Canoeing Counsellor
- Drama Counsellor
- Crafts Counsellor
- Nature and Outdoors Counsellor
- Recreation and Healthy Living Counsellor
- Exploring 4-H Counsellor

Qualifications:

- At least 16 years of age;
- First Aid certificate;
- Camping background and/or good knowledge of 4-H program;
- Emotional maturity;
- Good moral character and integrity;
- Have the ability to work successfully with children and peers;
- Be able to prepare and conduct workshops and provide instruction to youth;
- Enjoy the outdoors
- Canoeing Counsellor must have a valid canoeing course certificate

Counsellors are responsible for:

- Following all camp rules and through their actions setting a good example for young campers;
- Supervising a group of campers during the night in individual cabins;
- Providing storytelling experiences at various times during the week;
- Preparing your own workshop sessions;
- Supervising camper on hikes and during group activities;
- Conducting a camp fire session;
- Make sure you have the best summer yet!!

This is a great opportunity for all senior 4-H members to have a great summer job, where you will meet new friends and create many fond memories. Besides Counsellor positions the Counsellor in Training positions are open to 4-H members who are 15 or older by July. These positions are on a volunteer basis and are only available for one of the camping weeks.

Being a Camp Rankin Counsellor is truly is an amazing experience. If you are interested, please contact your General Leader or Agriculture and 4-H Leadership Coordinator for an application.

Job Description for Camp Counsellor at Camp Rankin

POSITION: Camp Counsellor - Canoeing; Crafts; Drama; Nature and Outdoors; Recreation and Healthy Living and Exploring 4-H.

DEPARTMENT: Rural Leadership, Nova Scotia Department of Agriculture

Camp Rankin is located in Cape Breton just outside of St. Peter's at Cape George on the Bras d'Or Lakes. The camp is open to Nova Scotia's 4-H members between the ages of nine and fifteen and strives to uphold the 4-H values and traditions which encourage care and responsibility for our resources and teaches positive life skills to youth. Campers attend one of five weeks running Sunday until Friday, beginning July 1 and ending August 3, 2012.

A wide range of activities are offered to campers and include hiking, swimming, canoeing, drama, crafts and recreation. Under the supervision of the Camp Director, the Camp Counsellor will follow all camp rules and set a good example for campers. The Camp Counsellor will supervise a group of up to seven campers during the night in individual cabins and will work with this group during camp activities such as campfires and chapel and during camp chores. Each counsellor will be responsible for preparing two to three workshops directly related to their job title suitable for campers aged 9 - 12 and 13 - 15, and for leading their session one to two times daily. Counsellors will be expected to participate in and supervise all group activities including hikes, dances and various recreational activities.

The successful candidate will be at least 16 years of age and will have camping experience and/or a good understanding of the 4-H program. Successful candidates must be screened by the Nova Scotia Department of Agriculture.

In addition to experience working with youth and peers, we require an individual who demonstrates emotional maturity and enjoys the outdoors. The successful candidate must be able to develop and conduct workshops related to one of the following counsellor positions available - Canoeing; Drama; Nature and Outdoors; Crafts; Recreation and Healthy Living and Exploring 4-H. Up-to-date first aid training is a requirement for all counsellors and formal canoeing training is required for the Canoeing Counsellor. First-hand experience with the Camp Rankin program or experience as a Camp Counsellor is a definite asset. **Training will take place Thursday, June 30 - Saturday, July 2 and is a requirement for all staff.**

Apply in writing with names of three references to:

Ruth Grant, Senior 4-H Program Coordinator, Rural Leadership, Nova Scotia Department of Agriculture, 176 College Road, P.O. Box 550, Truro, N.S. B2N 5E3 Fax: 893-0244

Please merge your cover letter, resume and references into one document. Submissions must be received by mail, delivery or fax by 4:30 p.m. on March 15, 2012. No telephone calls please.

4-H would like to thank all applicants for applying. Only successful applicants selected for an interview will be contacted.

Camp Counsellor Application – Camp Rankin 2012

Applicants must be 16 years of age or older to apply.

Date received _____

Six counselor positions are provided each year at 4-H Camp Rankin – Exploring 4-H, Canoeing, Nature and Outdoors, Recreation and Healthy Living, Crafts, and Drama. ***NOTE:** Postings for Director, Assistant Director and Cook will be posted on www.Career Beacon.com. **Complete the following application and attach a resume and cover letter outlining your training and skills.**

Name		
Mailing/Civic Address	County	Postal Code
Phone	E-mail	
Age	Health #	
Parent/Guardian	SIN#	

Do you have a valid driver's licence? Yes No If yes, how many years?

Medical History: Do you have any allergies or medical problems? Yes No

If yes, explain.

4-H BACKGROUND

Have you been a 4-H member? Yes No # of years Projects?

Name of 4-H club and county

How are you presently involved with your club?

CAMPING EXPERIENCE

Have you attended Camp Rankin or another camp as a camper? Yes No If yes, when?

Explain

What characteristics do you possess that would be beneficial to you as a Camp Counsellor? (minimum 50 words)

Do you have personal or professional experience in the following: canoeing, orienteering, nature, forestry, wilderness survival, swimming, first aid, cook's helper, outdoor living, recreation, crafts, music, drama, communications? **If so, please state the areas and type of experience. If additional space is required, use another piece of paper.**

Why do you want to work at Camp Rankin? (minimum 50 words)

Which position are you applying for? (see attached job description)

Water Safety Counsellor requires specific training. Do you have any life guard training? Yes No

Canoeing Counsellor requires specific training. Do you have formal Canoe training? Yes No

Explain:

Have you ever been a CIT at Camp Rankin? Yes No If yes, when?

Have you ever been a counsellor at Camp Rankin before? Yes No If yes, when and which position?

COMMUNITY AND SCHOOL

What is the last grade or level you completed in school, university, or other institution?

What sports organizations did you belong to in school?

What community or church groups or activities did/do you belong to other than 4-H?

List two (2) references (other than relatives):

1. Name:

Occupation:

Phone:

2. Name:

Occupation:

Phone:

I hereby certify that the above information is correct.

Signature of applicant

Successful applicants will be required to participate in a screening program as part of the conditions of employment with the Rural Leadership Section with the Nova Scotia Department of Agriculture. RETURN ON OR BEFORE MARCH 15, 2012 to: Ruth Grant, Senior 4-H Program Coordinator, Rural Leadership, Nova Scotia Department of Agriculture, 176 College Road, Box 550, Truro, N.S. B2N 5E3 Fax: 893-0244

Privacy Statement - The Nova Scotia 4-H Program protects your personal information by adhering to the *Freedom of Information and Protection of Privacy Act* and other legislative requirements with respect to your privacy. We use and we may share your personal information with 4-H program partners to provide program services, to administer program activities and services, to keep you informed about 4-H activities and services, for statistical and research purposes, to satisfy government and regulatory obligations and to contact you from time to time regarding 4-H program activities and services. We may share and release your personal information for program and services and for activity publicity which may include the release of your name, your photograph, the 4-H club, the community and the county that you are from. By completing and signing this form you understand and are consenting to the use of and sharing of necessary information as described above. For more information contact the 4-H Program by letter at 4-H Program, PO Box 550, Truro, NS, B2N 5E3.

Counsellor-in-Training Application – Camp Rankin 2012

Applicants must be 15 years of age or older to apply.

Date received _____

Please use another paper when answering questions, if necessary.

Name

Mailing/Civic Address

County

Postal Code

Phone

E-mail

Age

Health #

Parent/Guardian

SIN#

Medical History: Do you have any allergies or medical problems? Yes No

If yes, explain.

4-H BACKGROUND

Have you been a 4-H member? Yes No

of years

Projects?

Name of 4-H club and county

How are you presently involved with your club?

Have you been a CIT before? Yes No

If yes, when?

Explain:

CAMPING EXPERIENCE

Have you attended Camp Rankin or another camp as a camper? Yes No If so, when?

Explain

What personality traits do you possess that would be beneficial to you as a Camp Counsellor?

Do you have personal or professional experience in the following: canoeing, orienteering, nature, forestry, wilderness survival, swimming, first aid, cook's helper, outdoor living, recreation, crafts, music, drama, communications? **If so, please state the areas and type of experience. If additional space is required, use another piece of paper.**

Which week of camp do you wish to work?

Why do you want to work as a counselor-in-training at Camp Rankin? *(minimum 50 words)* Attach a sheet if necessary.

COMMUNITY AND SCHOOL

What is the last grade or level you completed in school, university, or other institution?

What sports and organizations did you belong to in school?

What community or church groups or activities do/did you belong to other than 4-H?

Do you have a valid driver's licence? Yes No

List two (2) references (other than relatives):

1. Name:

Occupation:

Phone:

2. Name:

Occupation:

Phone:

I hereby certify that the above information is correct. I realize this position is volunteer.

Signature of Applicant

RETURN ON OR BEFORE MARCH 15, 2012 to:

Ruth Grant, Senior 4-H Program Coordinator, Rural Leadership, Nova Scotia Department of Agriculture

176 College Road, PO Box 550, Truro, N.S. B2N 5E3

Fax: 893-0244

Privacy Statement - The Nova Scotia 4-H Program protects your personal information by adhering to the *Freedom of Information and Protection of Privacy Act* and other legislative requirements with respect to your privacy. We use and we may share your personal information with 4-H program partners to provide program services, to administer program activities and services, to keep you informed about 4-H activities and services, for statistical and research purposes, to satisfy government and regulatory obligations and to contact you from time to time regarding 4-H program activities and services. We may share and release your personal information for program and services and for activity publicity which may include the release of your name, your photograph, the 4-H club, the community and the county that you are from. By completing and signing this form you understand and are consenting to the use of and sharing of necessary information as described above. For more information contact the 4-H Program by letter at 4-H Program, PO Box 550, Truro, NS, B2N 5E3.



4-H Leaders! **Come Spend a Week At Camp Rankin** **as a *Camp Mentor!***

Camp Rankin is pleased to offer a Camp Mentor experience for 4-H leaders.

Each week two volunteer 4-H leaders can enjoy a week at Camp Rankin in beautiful Cape George, situated on the Bras' d'Or Lakes where you will experience amazing scenery, nature at it's best and the traditions that have made Camp Rankin a household word with 4-H families since 1972!!

More importantly you will be the *Camp Mentor* for 4-H members 9-13 years old and be a role model, a source of comfort for homesick campers and a voice of wisdom. Bringing your experience to the Camp Rankin team will guarantee that the campers have an enjoyable time and an easy transition into a week away from home.

All Camp Mentors must be screened by the Nova Scotia 4-H Council.

If you are interested please fill out the application form and send to:

Ruth Grant, Senior 4-H Program Coordinator
Rural Leadership
Nova Scotia Department of Agriculture
Box 550 Truro, NS, B2N 5E3
or FAX: 893 – 0244

4-H Leader *Camp Mentor* Opportunity at Camp Rankin 2012

APPLICATION FORM

Date received in Truro 4-H office _____

Name _____

Mailing/Civic Address _____ Postal Code _____

Phone _____ Fax _____ E-mail _____

Name of 4-H club and county _____ Years in 4-H as a leader _____

What projects have you led in 4-H? _____

What executive positions/committees have you held in your County 4-H Council or Nova Scotia 4-H Council? _____

Were you a 4-H member? Yes No If yes, for how long? _____

Have you been to Camp Rankin as a member or counselor? Yes No If yes, when? _____

Are you screened by the Nova Scotia 4-H Council? Yes No Are you a non-smoker or smoker? _____

Please check the camp dates you are interested in attending:

DATES: July 1 – 6 July 8 – 13 July 22 – 27 July 29 – Aug. 3

Do you have a child attending Camp Rankin? Yes No If yes, which camp? _____

List other 4-H programs, events or activities in which you have been involved _____

What talents or skills would you bring to the role of Camp Mentor? _____

I hereby certify that the above information is correct.

Signature of 4-H leader

Return no later than **March 15, 2012** to
Ruth Grant, *Senior 4-H Program Coordinator*, Rural Leadership, Nova Scotia Department of Agriculture
PO Box 550, (176 College Rd.), Truro, NS B2N 5E3
Fax: 902-893-0244

Privacy Statement - The Nova Scotia 4-H Program protects your personal information by adhering to the *Freedom of Information and Protection of Privacy Act* and other legislative requirements with respect to your privacy. We use and we may share your personal information with 4-H program partners to provide program services, to administer program activities and services, to keep you informed about 4-H activities and services, for statistical and research purposes, to satisfy government and regulatory obligations and to contact you from time to time regarding 4-H program activities and services. We may share and release your personal information for program and services and for activity publicity which may include the release of your name, your photograph, the 4-H club, the community and the county that you are from. By completing and signing this form you understand and are consenting to the use of and sharing of necessary information as described above. For more information contact the 4-H Program by letter at 4-H Program, PO Box 550, Truro, NS, B2N 5E3

Camp Rankin 2012 Registration Form

OFFICE USE ONLY

Receipt #:

Date received in Truro 4-H office

Enclose registration fee of **\$190.00** (HST included) with application form for one week at camp. **NO post-dated cheques accepted; No refunds after camp begins; refund ONLY available if office is notified seven days prior to camp-if child is not able to attend.** Please make cheques payable to NS Department of Agriculture Camp Rankin. All completed (in full) and paid applications are processed by the date it arrives in the provincial 4-H office.

Application deadline is May 1, 2012. 4-H members may be asked to attend a camp other than their preference to accommodate as many campers as possible. Bus transportation to and from camp is provided by a licensed carrier and the cost is included in the camp registration fee. The designated stops may change from year to year depending on applications received and the approved bus tender.

Please print all information

Name			
Mailing/Civic Address		County	Postal Code
Phone	Fax	E-mail	
Age (as of Jan. 1st):	Date of birth (m/d/y):	Sex: <input type="checkbox"/> Male <input type="checkbox"/> Female	
Name of 4-H club			
Have you attended Camp Rankin before? <input type="checkbox"/> Yes <input type="checkbox"/> No If yes, what year(s)?			
Have you attended other youth camps? <input type="checkbox"/> Yes <input type="checkbox"/> No If yes, please list with year(s) attended			
Room-mate preference?			
Achievement Day date (if known):			

Please note that applications within each camp will be on a first-come, first-serve basis at the discretion of the 4-H office. After the May 1st deadline, individual camps will be filled by members who are on the waiting list for their choice of camp as indicated on their application. Every effort will be made to put you in the same cabin as your preferred roommate, however, this is not always possible.

The camp includes programs in canoeing, crafts, nature and outdoors, drama, recreation and healthy living exploring 4-H, hiking, swimming. The camp program is a physically demanding one. Campers are expected to participate in all activities. If a camper has a medical problem and cannot take part in some aspect of the program, it should be clearly stated on this form.

HEALTH ISSUES

Does your child have any physical disabilities, allergies or other medical problems requiring special treatment (including if your child has a bed-wetting problem)? Yes No If yes, please indicate what the problem is, and the treatment.

Food Allergies or Issues (please be specific)

Name and number of a family friend or relative in case parent/guardian cannot be reached:

Name:	Relationship:	Phone:
NS Health Card #:		Expiry date:

Family Doctor:	Phone:
----------------	--------

I hereby give my son/daughter permission to attend 4-H Camp and realize that he/she does so at his/her own risk. If he/she is sick during camp, I give the Director permission for him/her to see a doctor.

Signature of parent/guardian	Print or type name
------------------------------	--------------------

In an effort to fill camps more efficiently, we have made some adjustments to the transportation schedule as noted below.

Please rank Junior Camps in order of preference (1-4):

JUNIOR CAMPS (ages 9-12 as of 4-H year)	
_____ July 1-6	Bus stops: Bridgewater, Middleton, New Glasgow, Camp Rankin
_____ July 8-13	Bus stops: Windsor, Truro, Camp Rankin
_____ July 15-20	Bus stops: Truro, Antigonish, Camp Rankin
_____ July 22-27	Bus stops: New Glasgow, Antigonish, Whycomomagh, Camp Rankin

INTERMEDIATE CAMP (ages 13-15 as of 4-H year)	
_____ July 29-Aug 3	Bus stops: Windsor, Truro, Antigonish, Port Hawkesbury, Camp Rankin

I shall be a good camper and live up to the rules set by the Camp Director.

Signature of 4-H member	Print or type name
-------------------------	--------------------

I recommend that this 4-H member be accepted at Camp Rankin.

Signature of 4-H leader	Print or type name
-------------------------	--------------------

CAMP RANKIN T-Shirts are available in 2012!!!

If you would like to order one, please include \$15.00 with your registration fee (\$205.00 total) and indicate the size you will need. I am including \$15.00 Yes No
 PLEASE CHECK SIZE: YOUTH: S - M - L - XL ADULT S - M - L - XL

RETURN application and cheque (*not post-dated*) by **May 1, 2012**. **Your cancelled cheque will be your receipt. Please do not send cash.**

Send to: Camp Rankin, Rural Leadership, Nova Scotia Department of Agriculture
 PO Box 550 (176 College Rd.) Truro, N.S. B2N 5E3
 Fax: 893-0244

Privacy Statement -The Nova Scotia 4-H Program protects your personal information by adhering to the *Freedom of Information and Protection of Privacy Act* and other legislative requirements with respect to your privacy. We use and we may share your personal information with 4-H program partners to provide program services, to administer program activities and services, to keep you informed about 4-H activities and services, for statistical and research purposes, to satisfy government and regulatory obligations and to contact you from time to time regarding 4-H program activities and services. We may share and release your personal information for program and services and for activity publicity which may include the release of your name, your photograph, the 4-H club, the community and the county that you are from. By completing and signing this form you understand and are consenting to the use of and sharing of necessary information as described above. For more information contact the 4-H Program by letter at 4-H Program, PO Box 550, Truro, N.S., B2N 5E3.

TD 4-H Agriculture Scholarship

The 2012 application does not become available until June of 2012. The deadline will be in October 2012. Please check with your Agriculture and 4-H Leadership Coordinator for this information.

TD Bank Financial Group and the Canadian 4-H Council are proud to sponsor up to ten (10) scholarships, valued at \$2,500 each, for 4-H members in their last year of high school who are planning to enroll in post-secondary education in an agriculture or agri-business related discipline.

THE FOLLOWING ELIGIBILITY CRITERIA MUST BE MET:

1. Applicants must be at least 16 years of age by **January 1, 2012**.
2. Applicants must be entering their final year of high school in September of 2012 and planning post-secondary studies in an agriculture or agri-business related discipline.
3. Applicants are required to submit a completed application form. The application form must be accompanied by a typed recommendation letter from a 4-H leader or representative and a transcript of marks for the 2011/2012 academic year showing the numerical grade average in percentage form for the complete year (i.e. 85%). Please include a recent photograph of yourself along with your application.
4. The numerical grade average in percentage form (i.e. 85%) must be contained in the transcript. Grade point averages or letter grades will not be converted into percentage form.
5. Recipients must provide proof of enrollment in a Canadian university or college in order to claim their award.
6. Funds will not be released until proof of enrollment in an agriculture or agri-business related discipline is provided.
7. Winners must use the funds within four years from receipt of the award for attendance at a Canadian university or college in an agriculture or agri-business related discipline. Funding may be used for tuition, books and/or lodging.
8. Applicants must grant permission to TD Bank Financial Group and the Canadian 4-H Council to use their name/ and or photograph, province of residence and area of study in a media release to promote TD 4-H Agriculture Scholarships.
9. Applications will be available in June - Deadline will be in October. APPLICATION FORMS will be available at www.4-h-canada.ca/programs - Click on scholarships for the TD Scholarship application and information. Faxed copies will be accepted. It is the sole responsibility of the applicant to confirm receipt with the Canadian 4-H Council.
10. Scholarship recipients must be available to attend a scholarship presentation in their home community or suitable location in conjunction with a TD Bank Financial Group representative(s).

SELECTION CRITERIA:

- Applicants will be grouped into five geographical regions: British Columbia/Yukon, Western Canada/Northwest Territories/Nunavut, Ontario, Quebec and Atlantic Canada.
- Winners will be selected based on numerical grade point average for the 2011/2012 academic year.
- A total of up to 10 scholarships (valued at \$2500 each) will be awarded. Each region will have a minimum of one winner, provided there are suitable, qualified applicants.
- In the event of a tie, winners will be selected by a random draw.

Nova Scotia Department of Agriculture Agriculture and 4-H Scholarship

Scholarship Donor

Nova Scotia Department of Agriculture to recognize the development of young people, offers up to four (4) \$1,000.00, scholarships. Scholarships will be presented to students enrolling in their first year program in Agriculture, Veterinary Science, or disciplines related to an agriculture related career.

Who is Eligible?

Rural youth and 4-H members or former 4-H members who are in Grade 12, who will be entering a Bachelor Program at a recognized university that will lead to a future career related to agriculture.

How Do You Apply?

All applicants must complete an information sheet on their 4-H background, write an essay of 1500 words on the topics, *"Agriculture's Importance to Rural Communities,"* submit a letter of recommendation from a community leader and transcript of their current marks.

Successful applicants will be judged by a panel of judges. Scoring system is as follows:

- 50 % on their essay, 30 % on the completed application and 20 % on the transcript of marks.

Information for Applicants

April 1, 2012 - Essays must be typed or neatly handwritten. All essays, transcripts of marks and application forms must be received by: Ruth Grant, Senior 4-H Program Coordinator, Nova Scotia Department of Agriculture, PO Box 550 (176 College Rd.), Truro, NS B2N 5E3.

- Presentation of scholarship winners will be at Nova Scotia 4-H Weekend in May.

Nova Scotia Department of Agriculture Agriculture and 4-H Scholarship

Date received:		SIN#
Name:		Age:
Civic/Mail Address:	County:	Postal Code:
Phone:	Fax:	E-mail:
Parent/Guardian:		
4-H Background:		
4-H Club:		Number of years in 4-H:
Projects completed:		

Awards won:

How has 4-H contributed you're your personal development?

EDUCATIONAL BACKGROUND

Grade successfully completed in high school:

Education plans for 2012-13:

COMMUNITY INVOLVEMENT

List other organizations to which you belong(ed):

Involvement or awards received:

I hereby state the above information is correct.

Signature of applicant

Signature of parent/guardian

Signature of 4-H leader

Return this application form with your essay and transcript of marks **on or before April 1, 2012** to:

Ruth Grant, Senior 4-H Program Coordinator, Nova Scotia Department of Agriculture, PO Box 550 (176 College Road) Truro, N.S., B2N 5E3 | Fax: 893-0244

Privacy Statement - The Nova Scotia 4-H Program protects your personal information by adhering to the *Freedom of Information and Protection of Privacy Act* and other legislative requirements with respect to your privacy. We use and we may share your personal information with 4-H program partners to provide program services, to administer program activities and services, to keep you informed about 4-H activities and services, for statistical and research purposes, to satisfy government and regulatory obligations and to contact you from time to time regarding 4-H program activities and services. We may share and release your personal information for program and services and for activity publicity which may include the release of your name, your photograph, the 4-H club, the community and the county that you are from. By completing and signing this form you understand and are consenting to the use of and sharing of necessary information as described above. For more information contact the 4-H Program by letter at 4-H Program, PO Box 550, Truro, N.S., B2N 5E3.

Nova Scotia 4-H Council Scholarship 2012

Date received:

The Nova Scotia 4-H Council is pleased to offer entrance scholarships to University or post secondary institutions which will be awarded to current 4-H members. The money will be transferred to the institution with proof of registration. Scholarships will be awarded up to a total value of \$2500.00. NS 4-H Council will determine the number of awards each year.

The application package consists of four components:

1. Members must complete a cover letter
2. Members must complete a 4-H resume which includes 4-H experience, significant 4-H awards, school and community involvement, work experience, three references, etc.
3. A transcript of your marks
4. A copy of this form completed and returned to:

Nova Scotia 4-H Council
Attention: Iola Crowe
PO Box 550,
Truro, NS B2N 5E3
Fax : 1-902-893-2757

Application Deadline: April 1, 2012

Name:

Address:

County

Postal Code:

Phone:

Fax:

E-mail:

Number of years in 4-H:

Signature of 4-H member

Date

I recommend that this member be considered for the Nova Scotia 4-H Council Scholarship.

Signature of 4-H leader

Date

AgriVenture 4-H Adventure Opportunity 2013

AgriVenture Scholarship

Program Sponsors:

AgriVenture Global and the International Agricultural Exchange Association (IAEA)
website: www.agrventure.com



Program Details:

A \$3,000 Scholarship towards an AgriVenture travel and work program is the award.

Application Deadline:

The Application, typed and complete with the required references, must be received no later than December 1, 2012. The provincially- selected candidate will be notified by January 15, 2013, and the final selection will be made by March 1, 2013.



Applicants must:

- Be between the ages of 18 and 30 at the time of travel.
- Have been a member of the 4-H program for a minimum of two years
- Provide a letter from a former general or project leader confirming their 4-H registration of participation.

Travel with the AgriVenture program must be initiated (application and balance of payment made) within one year of award.

The 4-H AgriVenture Scholarship winner will be expected to send monthly reports and photos for publication, and be available for interviews, speaking engagements, and other promotional activities when they return. Paid employees of 4-H shall not be eligible for consideration.

Program Information:

All Canadian provincial and territorial 4-H organizations have been invited to select one candidate each to be submitted for consideration by AgriVenture Global and IAEA. From the provincial/territorial submissions, one applicant will be selected for an AgriVenture program scholarship of \$3,000 to be applied to the AgriVenture program fee.

Where can you go?

IAEA has member countries throughout the world. Applicants can choose a placement in Denmark, France, Germany, Netherlands, Norway, Sweden, United Kingdom, Australia, New Zealand or Japan. Visit the website: www.agrventure.com

What do you need to do?

Carefully complete the 4-H application, making sure you have provided all the information and required letters of reference; then submit them before the deadline. The provincial/territorial 4-H selection committee will choose the applicant and forward to the AgriVenture and IAEA selection committee. Provincial/territorial applicants may be invited for an interview to assist in the selection. From the provincial/territorial candidates, the successful national applicant will be selected.

How much will it cost?

The cost is determined by where you want to go and for how long. An exchange to Europe is approximately \$4,200, while a program to Australia or New Zealand ranges between \$5,300-\$6,000, depending on the length of stay (2012 prices). An Around-the-World program includes a placement in Australia or New Zealand for six months and then in Europe for another six months is approximately \$8,300.

The AgriVenture Scholarship may be used toward any AgriVenture program. The participant is expected to provide the remainder of the program costs as outlined below:

AgriVenture provides:

- Choice of host country, type of placement, and travel date
- A guaranteed job on an agricultural, horticultural, viticulture, or equine operation
- Full room and board provided by a host family
- Return airline tickets to your host country (from Toronto or Vancouver depending on the program chosen)
- Comprehensive pre-departure information package
- Medical, travel and baggage insurance
- 24 hour emergency support service
- Orientation package or seminar in the host country
- Transportation to your placement from the airport or seminar, provided by your host family
- Administration covering visa applications, placement, correspondence and named Contact Person
- Membership in the International Agricultural Exchange Association

Participant's Costs include:

- Program Costs above the AgriVenture Scholarship award
- Passport or international driver's license costs, any required medical certification or vaccinations
- 8-12 passport-sized photos
- Travel to and from the departure point of Vancouver or Toronto
- Personal costs and spending money

What happens when you arrive?

Travellers are welcomed by their host family at the airport, or may stop at a seminar for 2-3 days before arriving at their host farm. Host families are carefully selected and screened. The host family provides accommodation, training, a standard trainee wage and unpaid holiday time, as well the cultural experience of living and learning the host country's ways. Trainees are given the name of an IAEA contact (usually a past participant) who is available to help ensure that both the trainee and host family are happy with the placement.

How long will the work and travel program last?

AgriVenture programs may take place from three months to a year. The longer programs often combine travel and work in two countries.

Completed application, with references, must be received by December 1, 2012.

Please mail your application to:

Ruth Grant, Senior 4-H Program Coordinator
Nova Scotia Department of Agriculture
Box 550, Truro, Nova Scotia, B0E 1X0

2013 AgriVenture Scholarship APPLICATION FORM

4-H region	Club name
First name	Last name
Mailing address	
Town	Province Postal Code
Home phone	Bus. Phone
E-mail	Fax
Last year registered as a 4-H member	
Age	Date of birth
Present occupation <i>(if attending an educational institution, please state school and program enrolled in)</i>	
Airport closest to home	

On separate sheets of paper, please respond to the following:

1. Provide a personal autobiography that details your personal background, interests and hobbies, recreation preferences, and work and volunteer experience.
2. What 4-H projects did you take during your time in 4-H? (List project and unit completed).
3. List any leadership roles or responsibilities you assumed in your club.
4. Comment on your involvement at the district and regional level of 4-H.
5. List any provincial 4-H programs you have participated in. (eg. AGM, travel awards, camp, public speaking, etc.)
6. Provide information on your public speaking experiences (4-H and other).
7. Comment on any other involvement in 4-H, including volunteer activities or leadership roles assumed as an adult.
8. If you are currently attending high school or a post-secondary institution (i.e., university or technical institute), give details of the program in which you are registered, why you chose it, and the most recent year completed.
9. If you are currently employed, give details of the work you do and what about it gives you satisfaction.
10. Be as specific as possible and include the requirements.
11. Provide information regarding your future education and/or career plans. Be as specific as possible and include the requirements.
12. Comment on the reasons you would like to participate in the AgriVenture opportunity and why you would be a good candidate.
13. List the top two preferences of host countries and the reasons for your choice.

• Australia	• Denmark	• France	• Germany
• Japan	• Netherlands	• New Zealand	• Norway
• Sweden	• United Kingdom		

14. Of the listed options, discuss the type of program and the kind of farm you would like to be involved in and why:
 - Agriculture - on a livestock and/or cropping enterprise.
 - C Horticulture - in an orchard, market garden or greenhouse.
 - Home Management - working in and around the home.
 - Agri-Mix - combining work on the farm and in the home.
 - Horti-mix - splitting time between home and horticulture.
15. What program and/or farm placement would you not be interested in and why?
16. If you were selected for this AgriVenture opportunity, would you be willing to provide reports and/or photos for publication during and after your travel?
17. If you were selected for this AgriVenture opportunity, would you be willing to promote the program at universities, high school and 4-H clubs?

Documentation and References:

Please provide the following four letters with your application:

- A letter from a former 4-H general or project leader confirming your registration in a 4-H club for at least two years.
- One character reference from someone who is not a relative and has known you for at least five years.
- One professional reference from a work-place supervisor or an educational instructor or administrator.
- One reference that addresses your skills and/or training for your chosen program (agricultural/horticultural/home management).

Submit application, references and responses to the questions above by December 1, 2012.

Mail your application to:

Ruth Grant, Senior 4-H Program Coordinator
Nova Scotia Department of Agriculture
Box 550
Truro, Nova Scotia
B0E 1X0

CIBC 4-H Post-Secondary Education Scholarship

CIBC and the Canadian 4-H Council are proud to award three (3) scholarships per year (for two years), valued at \$2,500 each, for 4-H members in their last year of high school or CEGEP.



The following eligibility criteria must be met:

- 4-H member currently in their last year of high school or CEGEP (Quebec) and must be at least 16 years of age
- Use scholarship towards full-time, post-secondary education financing for any field of study within Canada (must be a Canadian post-secondary institution).

Complete the application form on- line at www.4-h-canada.ca/register/CIBC/ and submit:

- Transcript of marks for the past academic year 2010/2011 showing their numerical grade average in percentage form (i.e. 85%).
- A 500-word essay including what 4-H has done for them and what they hope to achieve through higher education. You will have the opportunity to upload the essay in the online application. Please save your file as an MS Word (DOC), RTF or PDF file.
- Three reference letters from your community, school or 4-H.

Winners must use the funds within two years of receipt of the award for attendance at a Canadian postsecondary institution. Funding may be used for tuition, books and/or lodging.

Recipients must provide proof of enrollment in a Canadian post-secondary institution to claim their award.

Selection Criteria:

Applicants will be awarded nationally and based on a combination of numerical grade point average for their most recent school year and for their community involvement and experience.

E-mail, mail or fax your school transcript to:

Canadian 4-H Council
Attention: Janet-lee Ferris
Central Experimental Farm
960 Carling Avenue, Bldg. #26
Ottawa, Ontario K1A 0C6
Fax #: 613-234-1112

Please note that all required documents are to be received by the Canadian 4-H Council no later than 11:59 pm (EST) December 3, 2012 at 11:59 pm EST. Faxed copies will be accepted.

It is the applicant's sole responsibility to ensure all documents are received. The Canadian 4-H Council assumes no responsibility for lost or incomplete applications/documents.

4-H Weekend – May 11–12, 2012

Member Application

Nova Scotia Agricultural College, Truro, NS

4-H Weekend is a great opportunity for families to socialize and participate in a variety of communication events as well as square dancing, woodsman, horse classic and 4-H weekend challenge.

Criteria for Members:

1. One (1) adult must accompany every ten (10) 4-H members.
2. Only registered 4-H club members (age 9 – 21 as of January 1), 4-H leaders and 4-H parents can apply to stay in residence. Cloverbuds can attend the event but are not eligible to stay in residence.
3. A registration fee of \$30.00 for members, leaders and 4-H parents.
4. All people must apply for residence and meal accommodations. Delegates are to attend the program at all times.
5. Rules and regulations will be strictly followed. Any region not living up to these standards may be barred from residence for a one year period. No valuables or electronic equipment to be brought to 4-H weekend.
6. All people will be accommodated near their chaperone.
7. Only 10% of the membership from your region and county will be accepted.
8. If, for some reason, the 4-H member does not conduct himself/herself according to the rules of 4-H Weekend; parents will be asked to come and take the child or children home. 4-H members can also be barred from participation in future events.
9. Counties are encouraged to hold County meetings with all attending prior to the event to ensure all are aware of the appropriate behaviour at 4-H weekend.



4-H Weekend – May 11–12, 2012

Member Application for Residence and Meals

Name:	Age:	<input type="checkbox"/> Male <input type="checkbox"/> Female
Civic/Mail Address:	County:	Postal Code:
Phone:	Fax:	E-mail:
4-H Club:	Health #:	
Allergies or medical conditions:		

I realize that I am responsible for my own actions and must abide by all rules and behave appropriately.

Signature of 4-H member

I consider my child responsible to attend this event and know that he/she does so at his/her own risk. I also understand if my child does not behave responsibly or abide by the rules I will be responsible for removing he/she from the program immediately!

Name of parent/guardian

Signature of parent/guardian

Return to your Agriculture and 4-H Leadership Coordinator with the \$30.00 registration fee. Your cancelled cheque will be your receipt. Please do not send cash.

Make Cheque Payable to:	Address to Send Cheque to:
Central Region 4-H Council	c/o Nova Scotia Department of Agriculture Box 550, 157 College Road Truro, NS B2N 5E3
Hants or Kings County 4-H Council	c/o Nova Scotia Department of Agriculture Kentville Agricultural Centre 32 Main St. Kentville, NS B4N 1J5
Annapolis, Digby or Yarmouth County 4-H Council	c/o Nova Scotia Department of Agriculture 86 Atlantic Avenue Box 278 Cornwallis Park, NS B0S 1H0
Antigonish/ Pictou or Guysborough County 4-H Council	c/o Nova Scotia Department of Agriculture Box 190 RR 7 Beech Hill Road Antigonish, NS B2G 2L4
Lunenburg County 4-H Council	c/o Nova Scotia Department of Agriculture Kentville Agricultural Centre 32 Main St. Kentville, NS B4N 1J5
C.B. Regional 4-H Educational Account	c/o Nova Scotia Department of Agriculture 303 - 320 Esplanade Sydney, NS B1P 7B9

****Check with your Agriculture and 4-H Leadership Coordinator for the deadline in your region****

Privacy Statement –The Nova Scotia 4-H Program protects your personal information by adhering to the *Freedom of Information and Protection of Privacy Act* and other legislative requirements with respect to your privacy. We use and we may share your personal information with 4-H program partners to provide program services, to administer program activities and services, to keep you informed about 4-H activities and services, for statistical and research purposes, to satisfy government and regulatory obligations and to contact you from time to time regarding 4-H program activities and services. We may share and release your personal information for program and services and for activity publicity which may include the release of your name, your photograph, the 4-H club, the community and the county that you are from. By completing and signing this form you understand and are consenting to the use of and sharing of necessary information as described above. For more information contact the 4-H Program by letter at 4-H Program, PO Box 550, Truro, N.S., B2N 5E3.

4-H WEEKEND - May 11-12, 2012
Chaperone Application
NOVA SCOTIA AGRICULTURAL COLLEGE, TRURO, N.S.

Criteria for Chaperone:

1. Chaperones will be responsible for all members from their region that attend 4-H Weekend.
2. Only registered 4-H club members (age 9 - 21 as of January 1), 4-H leaders and 4-H parents can apply to stay in residence. Cloverbuds can attend the event but are not eligible to stay in residence.
3. A registration fee of \$30.00 for leaders and 4-H parents chaperoning.
4. All chaperones must apply for residence and meal accommodations. Chaperones should participate in the weekend program at all times.
5. Rules and regulations will be strictly followed by members and chaperones. Any region not living up to these standards may be barred from residence for a one year period. No valuables or electronic equipment to be brought to 4-H weekend.
6. All members will be accommodated near their chaperone.
7. Chaperones will be expected to participate in floor meetings with all attending 4-H Weekend to ensure all are aware of the appropriate behaviour at this event.
8. If for some reason, the 4-H member does not conduct himself/herself according to the rules of 4-H Weekend; parents will be asked to come and take the child or children home. 4-H members can also be barred from participation in future events.



4-H WEEKEND - May 11-12, 2012

Chaperone Application for Residence and Meals

Name:		<input type="checkbox"/> Male <input type="checkbox"/> Female	
Civic/Mail Address:		County:	Postal Code:
Phone:	Fax:	E-mail:	
4-H Club:		Health #:	
Allergies or medical conditions:			

I realize that I am responsible for the member's attending. I realize that they must abide by all rules and behave appropriately.

Signature of 4-H chaperone

Do you have a preferred time to be on chaperone duty in residence? Friday evening: _____
Saturday morning: _____ Saturday afternoon: _____

Return application to your Agriculture and 4-H Leadership Coordinator with the **\$30.00 registration fee. Your cancelled cheque will be your receipt. Please do not send cash.**

Make Cheque Payable to:	Address to Send Cheque to:
Central Region 4-H Council	c/o Nova Scotia Department of Agriculture Box 550, 157 College Road Truro, NS B2N 5E3
Hants or Kings County 4-H Council	c/o Nova Scotia Department of Agriculture Kentville Agricultural Centre 32 Main St. Kentville, NS B4N 1J5
Annapolis, Digby or Yarmouth County 4-H Council	c/o Nova Scotia Department of Agriculture 86 Atlantic Avenue Box 278 Cornwallis Park, NS B0S 1H0
Antigonish/ Pictou or Guysborough County 4-H Council	c/o Nova Scotia Department of Agriculture Box 190 RR 7 Beech Hill Road Antigonish, NS B2G 2L4
Lunenburg County 4-H Council	c/o Nova Scotia Department of Agriculture Kentville Agricultural Centre 32 Main St. Kentville, NS B4N 1J5
C.B. Regional 4-H Educational Account	c/o Nova Scotia Department of Agriculture 303 - 320 Esplanade Sydney, NS B1P 7B9

****Check with your Agriculture and 4-H Leadership Coordinator for the deadline in your region****

Privacy Statement - The Nova Scotia 4-H Program protects your personal information by adhering to the Freedom of Information and Protection of Privacy Act and other legislative requirements with respect to your privacy. We use and we may share your personal information with 4-H program partners to provide program services, to administer program activities and services, to keep you informed about 4-H activities and services, for statistical and research purposes, to satisfy government and regulatory obligations and to contact you from time to time regarding 4-H program activities and services. We may share and release your personal information for program and services and for activity publicity which may include the release of your name, your photograph, the 4-H club, the community and the county that you are from. By completing and signing this form you understand and are consenting to the use of and sharing of necessary information as described above. For more information contact the 4-H Program by letter at 4-H Program, PO Box 550, Truro, N.S., B2N 5E3

Demonstration Rules and Guidelines

Demonstrations: Age levels as of January 1 of the current 4-H year:

- Junior - 9 – 13
- Senior - 14 – 21

A demonstration shows how to do or how to make something, show as many steps as possible, and the resulting finished product need not be tangible. Posters or charts may be used to advantage to illustrate, list steps or summarize. Be sure the demonstration shows some action.

- Each member should be asked to prepare a demonstration on any topic of his/her choice. The demonstration must be prepared by the 4-H member. Advice from an adult is permitted, but the work must be the effort of the member.
- The maximum length of time for a demonstration is 15 minutes, including the minute allowed for setting up and a minute for removing the demonstration. Judges will also base their scoring on the time the demonstration holds the attention of the audience and the depth of the topic.

NOTE: The setting up and taking down are to be included as part of the judgement. Five (5) points will be deducted for every minute the demonstration is over fifteen (15) minutes. Time for questions from the audience is not included in the timing.

- The demonstration may be given by a single contestant or by a team of two working together and sharing the roles of telling and showing. No demonstration with more than two contestants will be permitted in competition.
- Common sense should be used in food demonstrations. Judges should take into account proper food handling techniques.
- A demonstration may be entered at only one age level. In case of a team demonstration where the members are of different ages, it will be entered at the level of the older member.
- A new demonstration must be prepared by the member or team each year. Demonstrations from previous years will be disqualified.
- A member may proceed to county level as a winner in Public Speaking or Demonstrations but not both in any one year.
- A member can compete at the provincial level in the same age division two years or more regardless if they win or lose.
- A panel of judges selected from the community (region, etc.) would be asked to choose the most outstanding talk or demonstration from each age group to participate at the next level. Each judge will score each presentation individually.
- The level of topic and the degree of difficulty with which the subject matter is presented, with respect to age division, are to be considered in the evaluations.

- Judges are to be informed that the score sheets are to be returned to the competitors and that if speakers or demonstrators wish a critique from the judges that they be prepared to give it. Judges are to be encouraged to add written comments on their personal impressions and constructive criticisms. These notes are always more meaningful and more helpful in preparing to improve for the next level of competition or the next year than the numerical scores. Judges are cautioned to check the addition on their score sheets well before turning them in.
- All judges are to be oriented with rules and meaning of same by a 4-H person familiar with public speaking and demonstrations prior to any 4-H competition. It is an asset for judges to have a 4-H background. It is suggested that rally organizers attempt to have at least two judges who are familiar with the 4-H program or have previous judging experience. It is further suggested that at least one of the judges at the provincial demonstration competitions be a Home Economist.
- The decision of the judges will be final.
- Contestants should be well groomed, neatly dressed and have good posture.
- It is suggested that the status of the chairperson be made aware to all competitors prior to the start of any level of competition to enable proper practice of the member's introduction.
- The decision of the judges is final.
- Use of a lectern, podium, or microphone will not be permitted to the competitors at any level of competition. It is quite proper though, to display posters, etc., on an easel in demonstrations or illustrated talks.
- If, for any reason, the first place contestant at any level is unavailable or disqualified, then the second place winner in the same category will be given the opportunity to compete at the next level.

Events Available in 4-H Public Speaking and Demonstrations:

- Club level - competing with fellow 4-H members within one's own club in one's own age group.
- County level - competitions available for club winners in the same category.
- Regional level - for county winners competing with winners in the same age category from each county in region.
- Provincial level - for the six (6) regional winners competing with other regional winners in same age levels.

PLEASE NOTE:

Easels will not be provided for use at county, regional or provincial competitions!

4-H Demonstrations Score Card

Junior/ Senior

Title: _____
 Name(s): _____
 Club/County: _____

Set up and presentation manner:	40%	_____
– Efficiency		
– Appearance – neat & tidy		
– Introduction – interesting, short, original		
– Title – catchy		
– Voice – natural, time and material well used, interest held, audience appeal		
Subject matter:	20%	_____
– Information accurate and complete, informative, important points emphasized, well organized, level of difficulty suited to age		
Workmanship:	25%	_____
– Skillful, in view of audience, table neat and orderly, work and speech coordinated, effective use of posters (if used)		
Summary:	15%	_____
– Creative and effective, finished product featured, questions answered satisfactorily, closing definite, table cleared efficiently and quickly		
	TOTAL: 100%	_____

- Five points for each minute over 15 minutes will be deducted after the total score is calculated.
- Time for questions from the audience is not included in the overall time calculations.

General Comments:

Date _____
 Judges initials _____

PLEASE NOTE: Easels will not be provided for use at County, Regional and Provincial 4-H Weekend!

Tips On 4-H Demonstrations

- Select a topic you are familiar with, then use your imagination to make it original and interesting.
- Choose a topic with enough possibilities for action, such as making an item. A demonstration should show all the steps needed to make or complete something so the audience feels comfortable enough to make it themselves at another time. Some topics are more suitable for speeches than demonstrations.
- Limit the demonstration to one idea.
- Use a catchy title to get the audience attention. Instead of using Making a Clown Face call it *Clowning Around*.
- Your posters should be neatly printed, colourful and easy to read from a distance.
- When planning the demonstration:
 - List the important steps in logical order, as they naturally would be done
 - Outline the explanation necessary to go with each step or process
 - List the necessary materials and needed for the demonstration
 - Plan posters that will add to the clearness and effectiveness of the demonstration.
 - Do not plan to demonstrate details that are too small for the audience to see like unless you can elevate your work surface or show what you are doing on a poster.
- When working as a team make sure that both 4-H members takes an active part in the demonstration. Divide the talking and working between the team members so everyone does their full share.
- Allot a time for each step in order to avoid long awkward pauses. Use interesting fillers like nutrition information, humour and jokes, interesting facts about the demonstration.
- As a team or single demonstration, think of the outfit you wear as a costume and an important part of the whole package. Wear matching aprons, hats or t-shirts.

WHEN SETTING UP YOUR TABLE MAKE SURE TO:

- Use a table cloth that matches your theme, apron or costume.
- Keep the center of the table clear so the audience can see your demonstration.
- Use each side of the table as a space to keep your supplies and work from right to left. For example, take a container of ingredients from the right side, empty it into a bowl in the center and put the empty bowl on the left side. (Reverse this if you are left handed).
- Clean up efficiently and quickly.
- Have a catchy ending to inspire the audience to go home and recreate what you made.

**For many more tips and information ask your
Agriculture and 4-H Leadership Coordinator
for a copy of Speaking Up - Speaking Out!
A Guide to Better Public Speaking, Demonstrations and Posters**

Hints For Successful Demonstrations!

- Be enthusiastic, it's contagious! The audience is only interested if you are.
- Be natural and at ease and not too serious. Smile and enjoy what you are doing. A pleasing voice and friendly manner makes the audience want to listen.
- State things in simple language. Use your own words.
- Use simple expressions in a conversational way. It sets the audience at ease.
- Use proper grammar. Pronounce words distinctly! Instead of using the words "my", "your" or "our" use the impersonal article "the" whenever possible.
- Stop talking when moving from one place to another or when using noisy equipment such as an electric mixer.
- Keep your work surface clean and uncluttered.
- Use safety practices. Always cut away from you.
- Try to avoid unnaturally long pauses. Include science "whys", the source of your information, or something you have learned while practicing the demonstration.
- Watch your timing. If it is a junior demonstration it will probably take less time than a senior member. As a member gets experience and they will need to include more information to make the demonstration longer and keep the audience interested.
- Tape a bag to the edge of the table to hold scraps or garbage.
- Avoid "shot calling" such as... "Now I'm going to ..." This is a universally bad habit of demonstrators, but it can be broken with a little effort. If you must tell what is being done, "the eggs are added next" sounds better than "and now I'm going to add the eggs".
- Plan for the unexpected happenings and decide not to let them throw you. Judges are pleased to see a demonstrator who can handle situations calmly. Example: If you can't get the needle threaded because you're shaking, have a threaded needle handy or ask someone in the audience to help and continue with the demonstration. If you forget a step or an ingredient, explain what effect it will have on the final product and go on with the demonstration.



Food Demonstration Tips

Table Cloths and Aprons:


- Use a table cloth, apron and hair covering (hat, scarf, ribbons, etc.) that matches the theme of the demonstration. It's not always necessary to use a large table cloth. Often 4-H members have a difficult time straightening it and waste valuable minutes on this part of the demonstration.

Use a small square that just covers the area in which you working. A team demonstration may need a larger table cloth.

- To aid in clean up, a clear piece of plastic (cut to work area size) can be placed over the cloth tablecloth.
- Wear a clean, pressed apron.
- Never wipe hands on an apron.

Bowls and Containers:

- Use clear bowls and liquid measuring cups, if possible, so your audience can easily see what you are doing. If you can't, be sure to work on a raised surface or tilt the bowl so they can see what the food looks like.
- Pre-measure and label ingredients in clear containers. It's best not to use specific brand name containers. Clear containers give the demonstration a uniform appearance.



Utensils:

- Use standard utensils and standard techniques for measuring ingredients. Example, dry measures for dry ingredients and liquid measures for wet ingredients.
- Level off dry ingredients with a knife.
- Avoid the use of sharp knives for Junior demonstrators. It's better to pre-cut the food. Always use a cutting board and cut away from yourself.
- If using an electric fry pan, always keep the cover handy in case of spattering fat or steam. If possible, and if you must leave food cooking to prepare the next step, cover pan.
- Wooden spoons are not as noisy as metal spoons, so they are good choices for mixing and stirring.
- Use a rubber spatula to remove all of the food from a container.
- Place a damp cloth or towel under cutting boards, bread boards or bowls to keep them from slipping.
- Use a cutting board for chopping.
- If using an electric mixer or blender, place several thicknesses of towel beneath the appliance to deaden the noise.
- Extension cords and appliance cords should run away from you and towards the end of the table. If you have to walk over the cords for any reason secure the cord with duct tape.

Method:

- Working from left to right or vice versa keep full ingredient containers on one side and empty ones on the other side. As each ingredient container is used, replace the dirty container on the proper tray.
- Pre-measure food ingredients ahead of time unless you are teaching measuring techniques.
- Don't measure ingredients over the mixing bowl or other ingredients. Measure over the tray or separate container.
- As you finish each step, clear away all unnecessary equipment before bringing on another tray or the clutter will build up. If you don't, the audience will not be able to see through the clutter and you will have little space to work in.
- **DO NOT USE YOUR FINGERS FOR HANDLING FOOD!** Use a spoon, fork, spatula or tongs to transfer food from one container to another.
- Keep a damp cloth handy for wiping your hands before and during the demonstration. It's important that you wipe your hands before handling food. Having paper towel handy can be used to wipe up spills.
- Use a knife to crack each egg, then open it into a custard cup before adding to the rest of the ingredients. This will allow you to remove any shells.
- If preparing any hot dish, have potholders on hand.
- Use a small plate or cover from one of your containers to hold soiled utensils. Never lay utensils directly on a tablecloth or balance them in a bowl. If right handed, this plate should be placed to your right and at a comfortable arm's length from table edge (opposite for left-handed people.)
- Always **TALK NATURALLY** to the audience, and not to the food. It's not necessary to say "Now I am going to ..." before every step. Just describe everything that you are doing in a natural voice. Avoid using personal pronouns such as "my flour".
- Plan to take a few extra ingredients (like eggs) and equipment (like spoons and spatulas) in case something gets broken or misplaced.
- Show the audience the final product after completion.
- If something goes wrong - stay calm and keep going. The judges respect your ability to deal with any problems gracefully.

Appearance:

- Clothing should be appropriate for the demonstration - avoid long, flowing sleeves, large chunky jewellery or rings.
- Hair should be clean, neat, tied back or covered.
- Nails should be clean.
- Small cuts or abrasions should be covered with a bandaid.
- Never place hands near face or hair. If you must sneeze or cough, place contaminating food. Excuse yourself! Wipe hands on cloth and proceed.

Content:

- If using terms such as beat, fold, etc. make sure you are doing them correctly and know why you are using that procedure, in case you are asked.
- Give number of servings for recipe.
- Suggest other ways of preparing dish if appropriate; also, additional foods to complete meal.
- Use Nova Scotia products where possible (Gravenstein apples versus bananas).
- Give nutritional and agricultural production information.
- Safety tips are always good fillers when using appropriate appliances.
- Food safety information is always a good filler and of interest to the audience.
- Provide alternate suggestions or substitutions for ingredients if possible (e.g., yogurt for sour cream)
- Freezing and storing information can also add to the content of a demonstration.
- Take those extra steps to insure a finished product is attractive (i.e., nice platter, garnishes, etc.)
- Try to use foods with different textures, colours and shapes.

4-H Entertainment Guidelines and Score Sheet

1. All entertainment presented at rallies should exemplify the ideals of 4-H and must be suitable for the 4-H family audience.(e.g., good sportsmanship, wholesome entertainment, clean language, cooperation, learning skills, etc.).
2. It does not necessarily have to include or be about the current 4-H theme. The entertainment may be humorous or musical.
3. Length of time to be appropriate for activity. Duration of entertainment to be a maximum of ten minutes with five (5) points for every minute over 10 will be deducted from the total score.
4. One entertainment from each region.
5. Judges should be made up of a panel of general leaders including the Council Director to determine the entertainment selected from each corresponding region.
6. Judges reserve the right not to send the entertainment if the above criteria cannot be met. Selected entertainment need not be the regional rally winner.
7. Entertainment must not be altered unless approved by Agriculture and 4-H Leadership Coordinator and/or Council Director after selection has been made.

Entertainment Score Sheet

Club/County: _____

Use of 4-H Theme	20%	
Creativity	20%	
Audience Appeal	20%	
Use of 4-H Ideals	20%	
Length (up to 10 minutes)	20%	
TOTAL: 100 points		
Date:		
Judges initials:		

4-H Host and Hostess Competition Rules

1. Contestants must be 15 years of age as of January 1 of the current 4-H year.
2. This competition is open to any 4-H member in the current year and he/she must complete their 4-H project that they have chosen. 4-H members DO NOT have to complete a speech or demonstrations at the club level in order to compete in the 4-H Host and Hostess Competition (Nova Scotia 4-H Council Meeting 2008). **NOTE: To retain the position of host and hostess, he/she must continue to be registered in the 4-H program as a 4-H member with the exception of those who age-out of the 4-H program during their term. Members who have aged out (turned 22 during their term) will be permitted to complete their term as host or hostess.**
3. Contestants for county competition are to be chosen from one's own club; club decision (one male and one female).
4. Contestants to be chosen for regional competition are to be chosen from their own county; county decision (one male and one female).
5. Contestants for provincial competition will be chosen at the regional level by a panel of judges.
6. **Provincial contestants will be selected at the Nova Scotia 4-H Weekend by a panel of judges that conduct an interview, hear an impromptu speech and hear a sight reading of a paragraph of prose. (Annual Council Meeting 2003)**
7. 4-H Host and Hostess will be announced at 4-H Night in Nova Scotia during 4-H Weekend.
8. During the interviews, judges will ask their own questions.
9. Winners of county Host and Hostess competitions cannot compete in the year following their term.
10. Those who have been selected Nova Scotia 4-H Host and Hostess are no longer eligible to compete.
11. If either the designated provincial Host or Hostess is unable to fulfill their responsibilities in a given year or resigns from the position of host/hostess, the runner up host or hostess will be asked to fulfill the responsibilities for the remainder of the year in an acting capacity, with the title "acting host" or "acting hostess" and will be eligible to compete again on a provincial level if so desired and if eligible through county and regional competitions.
12. Should the Host and Hostess be requested at more events than the Nova Scotia 4-H Council funds allow for, they will be given the opportunity to attend at their own expense.
13. The judges for Host and Hostess Competition must place high emphasis on:
 - Past involvement and enthusiasm;
 - Community awareness;
 - Ability to express one's self. This will be done in an interview, an impromptu speech and a sight reading of a paragraph of prose.

Duties of a Host and Hostess

The 4-H Host and Hostess are the youth representatives for Nova Scotia 4-H whether winning at the county, regional or provincial level.

Some duties you may expect to be asked to do are:

- As a county, regional Host or Hostess you should attend 4-H local council meetings and as a provincial Host or Hostess you should attend provincial 4-H council meetings
- As a provincial Host or Hostess you will be asked to help create the thought for the day program at the Nova Scotia 4-H Show.
- As a provincial 4-H Host or Hostess you will be the MC's for 4-H Weekend.
- As a county Host or Hostess you will chair events in your local area.
- On 4-H day of the local exhibition you may be asked to read parade commentaries and announce award winners.
- You may be responsible for carrying the county banner in the opening and closing ceremonies for 4-H Provincial Show.
- You may be asked to participate in county committees where your assistance will be appreciated to help the committee organize and carry out the event. At the awards day/night you will be the chair of events.
- During 4-H month (November) you should try to promote 4-H whenever you can. You may be asked by the 4-H council to attend municipal, town or provincial events during 4-H month.
- You may be asked to assist with the county church service.
- You will need to help out at your county rally by hosting the day's events.
- As regional Host or Hostess you will be asked to host the regional rally.

And you may be asked to help with special events or projects depending on the region.

4-H Host and Hostess Interview

Name: _____

Club/County: _____

4-H Experience and commitment:	8%	_____
4-H Leadership:	12%	_____
Expression and self confidence:	12%	_____
Maturity, appearance and bearing:	8%	_____
Total	40 points	_____

General Comments:

Date: _____

Judge's Initials: _____

4-H Host and Hostess Impromptu / Sight Reading SCORE CARD

Name: _____

Club/County: _____

IMPROMPTU SPEECH (Total 40%)

Content	<ul style="list-style-type: none"> • Originality and individuality • Order and/or arrangement • Language and grammar 	15%	_____
Delivery	<ul style="list-style-type: none"> • Effective use or “non-use” of notes and/or audio-visual aids • Pronunciation and diction • Sincerity and conviction • Language and grammar 	15%	_____
Platform Manner	<ul style="list-style-type: none"> • Poise, conduct and gestures • Eye contact with audience 	10%	_____
Subtotal: 40 points			_____

SIGHT READING (Total 20%)

Delivery	<ul style="list-style-type: none"> • Effective use or “non-use” of notes and/or audio-visual aids • Pronunciation and diction • Sincerity and conviction 	10%	_____
Platform Manner	<ul style="list-style-type: none"> • Poise, conduct and gestures • Eye contact with audience 	10%	_____
Subtotal: 20 points			_____
Total: 60 points			_____

General Comments

Date: _____

Judge's Initials: _____

Public Speaking Rules and Guidelines

Public Speaking Age Levels (as of January 1 of the current 4-H year):

- Junior - 9 – 12
 - Intermediate - 13 – 15
 - Senior- 16 – 21
- Each member should be asked to prepare either a speech or demonstration on any topic of his/her choice. The speech must be prepared by the 4-H member. Advice from an adult is permitted, but the work must be the effort of the member. A speech may be entered at only one age level.
 - A new speech must be prepared each year. A speech delivered in previous years will be disqualified.
 - The length of the speech is not critical. Judges will base their scoring on the time the speaker can hold the interest of the audience, and the depth to which the topic is considered. It is suggested that all speeches exceed two minutes and none exceed ten minutes.
 - A member competing in this division may use pictures, posters, slides and/or other audio-visual aids in the speech. These aids must not detract from the speaker and/or the speech. These “illustrated talks” are considered public speaking.
 - Contestants should be well groomed, neatly dressed and have good posture.
 - Recitation of poetry does not qualify as a public speech; however, a short quote or quotes from a poem as part of the speech is permitted.
 - Recitation of a monologue or telling a story written by anyone except the member giving the speech is not to be permitted.
 - Preference will be given to talks developed around the individual's own thoughts, ideas, and interpretations.
 - A thank you does not constitute an effective ending.
 - A member may proceed to county level as a winner in Public Speaking or Demonstrations but not both in any one year.
 - Use of a lectern, podium, or microphone will not be permitted to the competitors at any level of competition. It is quite proper though, to display posters, etc., on an easel in demonstrations or illustrated talks.
 - At the county, regional, and provincial levels, an Introduction and Vote of Thanks Competition will be held at the junior level. Many clubs have the members who placed second and third in junior public speaking at the club level present the introduction and thanks of their club winner at the county level. This is a decision a club has to make.
 - Clubs may hold Introduction and Vote of Thanks Competitions at the club level to determine their entrants for the county level. Each is ultimately judged separately,(i.e. it is not a team competition). Therefore, clubs have the opportunity of sending just their junior speaker or the speaker with either an introducer or thanker to the county level if they don't have members for all three positions.
 - One member should not participate in any more than one of the events in this junior competition (i.e., the same member should not present both the introduction and the vote of thanks).
 - A member can compete at the provincial level in the same age division two years or more regardless if they win or lose.

- At the provincial level, impromptu talks will be required for seniors. Impromptu talks may also be required at the county and regional levels in the senior division at the discretion of the organizing committees.
- A panel of judges selected from the community (region, etc.) would be asked to choose the most outstanding talk or demonstration from each age group to participate at the next level. Each judge will score each presentation individually.
- Judges are to be informed that the score sheets are to be returned to the competitors and that if speakers or demonstrators wish a critique from the judges that they be prepared to give it. Judges are to be encouraged to add written comments on their personal impressions and constructive criticisms. These notes are always more meaningful and more helpful in preparing to improve for the next level of competition or the next year than the numerical scores. Judges are cautioned to check the addition on their score sheets well before turning them in.
- All judges are to be oriented with rules and meaning of same by a 4-H person familiar with public speaking and demonstrations prior to any 4-H competition. It is an asset for judges to have a 4-H background. It is suggested that rally organizers attempt to have at least two judges who are familiar with the 4-H program or have previous judging experience.
- The level of topic and the degree of difficulty with which the subject matter is presented, with respect to age division, are to be considered in the evaluations.
- The decision of the judges will be final.
- It is suggested that the status of the chairperson be made aware to all competitors prior to the start of any level of competition to enable proper practice of the member's introduction.
- If, for any reason, the first place contestant at any level is unavailable or disqualified, then the second place winner in the same category will be given the opportunity to compete at the next level.

Events Available in 4-H Public Speaking and Demonstrations:

- Club level - competing with fellow 4-H members within one's own club in one's own age group.
- County level - competitions available for club winners in the same category.
- Regional level - for county winners competing with winners in the same age category from each county in region.
- Provincial level - for the six (6) regional winners competing with other regional winners in same age levels.
- National Level - There is also the opportunity for 4- H members to participate in the “Young Speakers for Agriculture” competition at the Royal Agricultural Winter Fair in November. For more information contact your Agriculture and 4-H Leadership Coordinator.

The guidelines for introducing a Thanker and a Speaker are found in the handout “**Tips for 4-H Public Speaking**” in the General Leader Kit.

Tips for 4-H Public Speaking

Almost everyone has the ability to speak and lots of people have the “gift of gab” but to express oneself clearly in front of a group your own age is a real talent.
“ANYONE CAN IMPROVE THEIR PUBLIC SPEAKING ABILITIES.”



Often there is a fearful reaction to a speech. It even strikes people who speak to groups nearly every day as part of their job. Anyone can get nervous. But it can be overcome, even by a first year 4-H member. The ability to talk effectively to other people is one of the most vital skills you can develop.

PRACTICE DOESN'T NECESSARILY MAKE PERFECT, BUT IT SURE DOES HELP IMPROVE SPEAKING EASE... AND IT'S THE ONLY THING THAT DOES!

The idea of getting up in front of your friends is a little bit scary. Try to think of public speaking as talking to a friend. Use the same words you use normally. Be yourself in your speech. Trick yourself by not calling it public speaking but just talking.

TOPIC:

Choose a topic which is related to some experience you have lived through, your favourite hobby, or something you are interested in. The level of topic a member chooses is one of the criteria that a judge uses to evaluate a speech. We like to see juniors talking about subjects that they enjoy or one of their pets. Senior speakers should choose topics that they can go into a bit deeper. This could be current affair issues or a talk on the mis-use of alcohol or drugs. Watch, though, so you don't use an over-talked about topic. If your idea is new and interesting, your audience will want to listen.

PREPARE FOR YOUR TALK:

- You may need to do some reading about your topic - remember to summarize what you read into your own words.
- Discuss the subject with informed persons, teachers, your minister, your parents.
- Think about it yourself for a few days before you begin writing; jot down a few notes when you think of them and then you'll have them to put together at a later time.



Outline For Preparing a Speech

Introduction:

- Start by addressing the chairperson. Example: “(Mr. or Madam) Chairman, Honourable Judges, Fellow 4-H members and friends.”
- Speakers should not introduce themselves;
- Make it a different opening - ask a question to start off - that usually gets people's attention;
- Then introduce your topic, “The topic I am going to speak on is” or “Today I'm going to talk to you about... or” _____ is important to me." I'm going to share a few thoughts with you on that topic;
- Your introduction should get attention and give a clear idea of what the speech is about.

Body:

- The main part of your talk
- Use illustrations or examples
 - Make them timely, close to home and personal, if possible.
 - Have something on hand you can show.

Ending:

- A brief summary of your main points. (no new ideas at the end)
- Make it a natural ending — think of a catchy way to let people know you are finished — ask “Doesn't this make you want to go out and get a pet for your family?” or “Life sure was good back then, wasn't it?” “I'm concerned about this topic. I hope you'll think about it, too.” or “I've enjoyed sharing my experiences with you today.”
- The words, “thank you” do not constitute an effective way to end a speech. It usually feels very natural, though, to say thank you just before you sit down upon finishing your speech. (But, instead, it is the audience that should say “thank you” to you - not to them – and they do it by clapping.) So, practice, especially, your ending so it is effective and not awkward.

Write your talk using your outline as a guide. Then go over it several times. Make up notes that pick out the main parts of your talk. Then try to go over the speech just using your notes. It may be different from when you wrote it out long. Don't worry - only you knew just exactly what you had before. As long as it still says what you wanted - that's all that's important. Keep your notes then and that's all you'll need.

**When you get your speech written PRACTICE TO YOUR FRIENDS,
PRACTICE TO YOURSELF IN FRONT OF A MIRROR,
PRACTICE, PRACTICE, PRACTICE!**



PRESENTING YOUR TALK:

- Try to be natural. Speak as you would talk normally.
- Short sentences are more effective.
- Look at the audience. Pick out a couple of people you know in different places and change your focus every little while. That makes it look like you are talking right to the people.
- Use your notes – glance down when you need to or want to. Don't take your written speech up front with you – you will be tempted to read it. You should always take notes with you. You might think you know it well enough but you're just being safe if you take them with you – whether you use them or not.
- Speak up !
 - Sound confident
 - Sound like you want everyone to know what you have to say
 - Try to speak at your natural speed - this usually means "slow down." We often tend to speak too fast. (Practicing will help you with this.)
- Be enthusiastic! Think that what you are talking about is the most important thing in the world!
- Smile! Look like you are enjoying it!
Stand still - don't pace back and forth but don't act like a statue! Have your feet slightly apart with your hands at your sides or holding your notes at your waist.
- Use a few gestures - hand movements to emphasize a point, show direction or size or to count – facial expressions to show emotion. **AVOID OVER GESTURING!** Gestures help to get the interest and attention of the audience; they must be natural, however.
- The length of the speech is not critical. Judges will base their scoring on the time the speaker can hold the interest of the audience and the depth to which the topic is considered. A good short talk is better than a long one that the audience got tired of listening to.

Have something to say...

Say it...

Stop...

Good luck!

NOTE: All 4-H members are reminded to check with the rules and guidelines for both the Public Speaking and Demonstrations Competitions before writing the speech. Ensure your eligibility before you start! Then, when it's written, obtain a score sheet and go over all the items your presentation will be evaluated on. This will help you become aware of how you are being judged and it may help you prepare yourself better knowing all the things that are important on the score card. And that will improve your presentation which is the ultimate goal.

Guidelines for Introducing and Thanking People

These are helpful hints for introducing and thanking speakers at 4-H club programs, project meetings, awards programs, etc. As well they are helpful for introducing and thanking people at 4-H rallies.

TIPS ON INTRODUCING A SPEAKER - Introductions should be approximately one minute.

To introduce a speaker:

- Mention the subject of the speech and briefly why it was chosen;
- Tell the audience the speaker's name and something about him/her without too much praise;
- Leave the details of speech to the speaker, just introduce the speaker and topic;
- **Speakers do not introduce themselves.**

Introducing a Speaker

The purpose of the introduction is to establish a basis for a two way relationship between the audience and the speaker. It allows the speaker time to collect his or her thoughts, puts him or her at ease and gives him an origin from which to start his talk. The introduction will turn the spotlight of the audience's attention on the speaker thus indicating the program is beginning.

Your job as an introducer is to interest the audience in what the speaker is to say and interest the speaker in his audience and arouse in the speaker a fresh appreciation of his subject. Sell the speaker and his topic by introducing him or her as a person who has something to say, who can say it with authority and to whom the audience can listen with confidence.

GUIDELINES FOR INTRODUCING THE SPEAKER

There are four basic pieces to an introduction puzzle. Once you have put these pieces together, you have a pleasant flowing introduction. These pieces are used in all introductions, however, the length varies depending on the person you are introducing and who your audience is. A well known personality generally requires a shorter introduction because you do not need to spend as much time building credibility with the audience. The more unknown the speaker, the more you will have to arouse interest in him and his subject.

Step 1 - Announce the topic giving the exact title.

Step 2 - Tell the audience why the topic is important to them by telling some experience which shows its practical value. Give a few brief sentences about what the speaker will say, remember, your job is to introduce the speaker not to give his speech.

Step 3 - State the speaker's qualifications to speak on the topic. Build on his experiences and achievements, interests and background. Name the fields in which he has done most of his work, especially those relating to his topic. Tell where the speaker came from originally and where he lives now.

You may wish to contact the speaker ahead of time to obtain the information you need.

Step 4 - End the introduction by formally presenting the speaker to the audience. This should be left to the end as it is likely to bring applause and interrupt the introduction. It also causes the speaker to rise in response to his name and stand while the introduction is being completed. Be sure to include his occupation, title and position as the audience will want to know. Pause for a few seconds before announcing the speaker's name, continue to face the audience as they are the ones who need to hear the name. Then look at the speaker, and remain standing as the speaker comes to the place from which he is to speak, then sit down. If you're not sure how to pronounce the name, check with the speaker before the meeting.

Do's for the Introducer

1. Be brief - the audience has come to hear the speaker, not you. Keep it to no longer than a minute.
2. Be natural, relaxed and sincerely enthusiastic, but don't overdo it or gush. Use humour only if it suits the occasion, is in good taste and creates friendship.
3. Speak loudly, clearly and distinctly to be heard easily. Maintain eye contact.
4. You do not have to be professional but take time to prepare and plan your introduction. Organize your thoughts and have the key words written down. You may want to check the introduction you plan to make with the speaker.
5. Suit the nature of the introduction to the tone of the speech. Someone who is speaking on a serious occasion or is a stranger should be more formally introduced.
6. The last word in your introduction should be your speaker's name.

Don'ts for the Introducer

1. Memorize the introduction word for word. Have key words written down.
2. Use dull, stiff phrases or be repetitive of previous introductions.
3. Embarrass your speaker with flowery stories or by an elaborate buildup. This gives the speaker the added task of redirecting the attention of his audience away from his personality to his topic.
4. Exaggerate your speaker's qualifications - compliment him graciously.
5. Entertain the audience with humour at the expense of the speaker.
6. Spotlight yourself - remember the speaker is giving the talk.
7. Apologize for the fact that the speaker is a substitute or is not well known.

TIPS ON THANKING A SPEAKER - A thank you should be approximately one minute.

To thank a speaker:

- Offer thanks on behalf of the audience not yourself;
- Briefly thank him/her for what he/she has given in terms of information, ideas, entertainment, and inspirational value;
- Refrain from repeating the speech.

GUIDELINES FOR THANKING A SPEAKER

Thanking a speaker is a relatively simple task. Briefly, in only two or three sentences, give a sincere thanks on behalf of the audience. Comments should be appropriate to the occasion.

The “thank you” cannot be prepared in advance, so listen closely to the speaker. During the speech, jot down one or two key ideas of information presented by the speaker. This indicates you were listening and thus compliments the speaker. Watch the audience’s reaction. You may want to refer to special items of interest to them that the speaker touched on in his presentation.

Reflect the friendly manner and acknowledge the care and time put into preparation, if worthy. Address the speaker and the audience. **Thankers do not introduce themselves.**

If the meeting ends with the conclusion talk, formally thank the speaker. A common courtesy would be to accompany him off the platform and give him any assistance he might need with equipment, helping him with his coat or walking him to the door.

If asked to thank someone during a tour, it may not be possible to make a detailed thank you. Call the people to attention and give a brief thanks to the speaker which is usually followed by the groups applause.

In some instances, the chairman may call on you to thank the speaker. You may remain in the audience, or go to the front of the room, however, be sure that you can be seen and heard by both the speaker and the audience. This should be prearranged so you will know what to do in advance.

Do’s and Don’ts of Thanking

- Don’t give a summary of the talk, take issue with any remarks or add items;
- Don’t Introduce yourself;
- Don’t allow the speaker to sit down with no recognition of his contribution;
- Do be short and impersonal;
- Thank the speaker on behalf of the audience.

4-H Public Speaking Competition

SCORE CARD

Junior / Intermediate / Senior

Name: _____

Club/County: _____

Content	<ul style="list-style-type: none">• Originality, individuality• Order and/or arrangement, development of ideas• Language and grammar• Evidence of thought, research or personal experience level of topic and degree of difficulty relative to age group	50%	_____
Delivery	<ul style="list-style-type: none">• Effective use or “non-use” of notes and/or audio-visual aids• Pronunciation, diction• Sincerity, conviction	30%	_____
Platform Manner	<ul style="list-style-type: none">• Poise, conduct and gestures• Contact with audience	20%	_____
	Total	100 points	_____

General Comments

Date: _____

Judge's Initials: _____

4-H Public Speaking Competition

SCORE CARD

Junior Introducer

Name: _____

Club/County: _____

General Content	<ul style="list-style-type: none"> • Introduction of speaker • Information about speaker • Introduction of title and speech (without divulging details of speech) • Language and grammar • Originality, individuality 	40%	_____
Delivery	<ul style="list-style-type: none"> • Clarity of voice • Effective Use or “non-use” of notes • Pronunciation, diction • Sincerity, conviction 	30%	_____
Platform Manner	<ul style="list-style-type: none"> • Poise and conduct • Contact with audience • Gestures 	30%	_____
		100	_____
	Total	points	_____

Comments

Date: _____

Judge's Initials: _____

4-H Public Speaking Competition

SCORE CARD

Junior Thanker

Name: _____

Club/County: _____

General Content	<ul style="list-style-type: none">• Brief main point summary• Language and grammar• Originality, individuality	40%	_____
Delivery	<ul style="list-style-type: none">• Clarity of voice• Effective Use or “non-use” of notes• Pronunciation, diction• Sincerity, conviction	30%	_____
Platform Manner	<ul style="list-style-type: none">• Poise and conduct• Contact with audience• Gestures	30%	_____
	Total	100 points	_____

Comments

Date: _____

Judge's Initials: _____

4-H Senior Impromptu Speech SCORE CARD

Name: _____

Club/County: _____

Content	• Originally and individuality	
	• Language and grammar	
	• Order and/or arrangement	25% _____
Delivery	• Effective use or non-use of notes and/or audio visual aids	
	• Pronunciation and diction	
	• Sincerity and conviction	15% _____
Platform Manner	• Poise, conduct and gestures	
	• Contact with audience	10% _____
	Total	50 points _____

**General
Comments**

Date: _____

Judge's Initials: _____

4-H Rally Registration Sheet

Club: _____
 Contact _____ Telephone _____
 Leader: _____

	Name	4-H AGE	TITLE
PUBLIC SPEAKING:			
Jr. Introducer (9–12 yrs.)			
Jr. Speaker (9–12 yrs.)			
Jr. Thanker (9–12 yrs.)			
Intermediate Speaker (13–15)			
Senior Speaker (16–21 yrs.)			
DEMONSTRATIONS:			
Junior Team (9–13 yrs.)	1. 2.		
Senior Team (14–21 yrs.)	1. 2.		
Junior Single (9–13 yrs.)			
Senior Single (14–21 yrs.)			
OTHER:			
Host (15–21 yrs.)			
Hostess (15–21 yrs.)			
Entertainment			
Woodsman team – Senior			
Woodsman Skills team – Junior			

- All club posters are eligible at the county level.
- Return completed form to your Agriculture and 4-H Leadership Coordinator at least 10 days prior to your county 4-H rally.

Nova Scotia Woodsman Competition

TEAM REGISTER

County team: _____ Date _____

Club name: _____

TEAM MEMBER'S INFORMATION			
	Name / Age (as of January 1 st)	Phone number	Health card number
1.			
2.			
3.			
4.			
5.			
spare			
spare			

COACH

Name _____ Health number _____

Address _____ Phone number _____

EVENT ROSTER – Note: To be filled out by each team before competition. No one member may compete in more than three events

1. Single pulp saw _____

2. Double pulp saw _____

& _____

3. Cross-cut saw _____

& _____

4. Back-tank race _____

& _____

5. Water boiling _____

& _____

OTHERS: _____

Privacy Statement - The Nova Scotia 4-H Program protects your personal information by adhering to the *Freedom of Information and Protection of Privacy Act* and other legislative requirements with respect to your privacy. We use and we may share your personal information with 4-H program partners to provide program services, to administer program activities and services, to keep you informed about 4-H activities and services, for statistical and research purposes, to satisfy government and regulatory obligations and to contact you from time to time regarding 4-H program activities and services. We may share and release your personal information for program and services and for activity publicity which may include the release of your name, your photograph, the 4-H club, the community and the county that you are from. By completing and signing this form you understand and are consenting to the use of and sharing of necessary information as described above. Contact the 4-H Program by letter at 4-H Program, PO Box 550, Truro, N.S., B2N 5E3.

Nova Scotia 4-H Woodsman Competition

General Information

Regulations:

1. To qualify, team members must be a registered 4-H member.
2. A competing team will consist of five (5) members, one (1) of which must be a female. Also, no more than two (2) spares. Teams are reminded that when substitutions are made with spares, there must still be at least one female on the competing team. There must be a female competing on the team during ALL competitions. In events where team is referred to, spares will be included.
3. The maximum average age of the Senior Woodsman team, excluding spares, is not to exceed 17 years, as of January 1st. (*Annual Meeting 2003*) When substitutions are made with spares, the average age restriction must still be adhered to.
4. Each of the five (5) members on the team must participate in at least one event and a member of the organizing committee should review the names of competitors in each event before they compete. (*Annual Meeting 2011*)
5. No one team member may compete in any more than three (3) events in the competition.
6. Woodsman Skills competition members can only compete in two events.
7. All equipment for all events, with the exception of back tank and sawhorses (which must be of same height), must be supplied by the teams. In the sawing events, no lubrication may be applied during sawing.
8. Any team with equipment which exceeds the maximum limitations for a particular event will be disqualified for that event.
9. Each team will appoint a captain, he/she will represent the team in discussing matters with judges, etc. Also any complaints must be voiced by the captain and the captain only.
10. Any coach accompanying a team must remain outside the competition area. (*Annual Meeting 2011*)
11. The type of wood for all events will be soft wood (spruce, fir, pine, hemlock, aspen and poplar, etc.) (*Annual Meeting 2010*). If possible, pine will be used for sawing events and fir or cedar for water boiling. The wood for the water boiling on the provincial level will be 2 x 8, 1 foot long, dry and not knotty. It is recommended that cedar wood be used in the morning boil competitions as well as the afternoon. It makes for a more interesting competition.
12. The chief official or representative will review the rules with the judge before the competition starts. The decision of the judge will be final.
13. Only rules issued to teams for current year will be applicable.
14. Failure to comply with any of the rules will result in disqualification.

Safety:

Safety is a major concern in all events. In water boiling competition, 4-H members should wear a glove on the hand holding the stick being split and long hair should be protected by a “bibbed” cap. The glove should have some type of safety protection.

- Gloves or leather mitts shall be worn in all sawing events.
- Leg protection shall be worn in all sawing events (ballistic nylon).
- Non-slip footwear shall be worn.
- Heads on hatchets and axes shall be secure.
- A first-aid kit containing compress bandages shall be available at all woodsman competitions (St. John Ambulance, if possible).
- Competitors in water boiling must wear chain mail gloves on opposite hand of the axe hand and holding the wood. (*Annual Meeting 2010*)
- Cleats may be worn during back tank race. (*Annual Meeting 2010*)
- Horse play is prohibited.
- Violation of these safety provisions will result in disqualification.

The competition area should be roped off to keep spectators from pushing into the competition area. Because safety pants are only safe when they fit, counties should try to find their own pants or organizers could contact counties to determine what sizes are needed. Safety pads that can be taped on will be provided but teams should try to get their own pants. Suggestions for safety precautions: use of sew-on pads, adults try to ensure that safety equipment fits well.

Members are reminded to exercise safety and common sense in all events. Safety is of particular concern in the water boil event and members are reminded that if one team gets hurt then that team member is withdrawn but the remaining team member may continue on their own. (*Annual Meeting 2010*)

Events:

<u>Event</u>	<u>Number Participating</u>	<u>Total Points</u>
1. Cross Cut Sawing	2	20
2. Swede Pulp Sawing – Single	1	20
3. Swede Pulp Sawing – Double	2	20
4. Water Boil	2	20
5. Back Tank Race	2	20
	Total points	____/100

Scoring:

Scoring of each event will be tabulated on a point basis:

1st - 20 points	6th - 10 points
2nd - 18 points	7th - 8 points
3rd - 16 points	8th - 6 points
4th - 14 points	9th - 4 points
5th - 12 points	10th - 2 points

Note: In the event of a tie, the team with the fastest water boil time will be declared the winner. Maximum points attainable are one hundred.

- Scoring is based on time taken to complete the event.
- The total time is taken from the starting signal to the successful completion of the event, determined by the judges.
- Points will be awarded proportional to the time of the fastest team.

Explanation of Events

1. Cross Cut Sawing

- Participants:** Two (2) persons from each team must participate
- Equipment:** Each team must provide its own cross cut saw, the log provided will be 8 inches squared timber.
- Procedure:** The pair of participants will saw off one (1) complete disc; Team members only may hold the log on the saw horse; The event ends with the completion of the cut. In the finals of the woodsman competition at Nova Scotia 4-H Weekend, the pair of participants will saw off two (2) complete discs. In the finals the event ends with the completion of the second cut.

2. Swede Pulp Sawing - Single


- Participants:** One (1) person from each team must participate
- Equipment:** Each team must provide its own single pulp saw; the saw blade cannot exceed the maximum length of forty-two (42) inches. The log provided will be an 8 inch squared timber.
- Procedure:** When starting signal is given, the participant must saw off one (1) complete disc; team members only may hold the log on the saw horse; event ends with completion of the cut.

3. Swede Pulp Sawing - Double

- Participants:** Two (2) persons from each team must participate
- Equipment:** Each team must supply its own double pulp saw; the saw must not exceed fortyeight (48) inches; the log provided will be an 8 inch squared timber.
- Procedure:** When the starting signal is given the pair must saw off one (1) complete disc; team members only may hold the log; event ends with the completion of the cut.

In all sawing competitions, if the saw runs and comes out the side of the log, such that it cannot be completed, the team is required to complete a cut or be disqualified. If the disc breaks during cut, the team is allowed to finish the cut. (not to be confused with the above)

If an equipment failure (broken blade, handle falls off, etc.) occurs, that team will receive a restart if deemed unintentional by the judge. However, one restart only will be awarded per team, per event.




4. Water Boiling

- a) **Participants:** Any two (2) persons from a team will participate
- b) **Equipment:** Each team must supply a single bladed hatchet, axe and a draw knife or sharp knife. A chain mail glove will be worn on the hand holding the wood. A large juice can; three (3) matches, dry wood and soapy water will be supplied. *(Annual Meeting 2010)*
- c) **Procedure:** Competitors may place can of water in whatever position they wish before starting signal is given; when starting signal is given; participants may begin building their fire; competition continues until water boils over edge of can.
- d) **Special Rules for Water Boil:**
 - If competitors upset can of water, they will be given more water from official. Measured amounts of water with soap in it will be kept on hand.
 - If competitors use up all their 3 matches, they will be able to obtain extras, one at a time, from the official.
 - Whether or not the rest of the team is permitted to act as a windbreak is up to the chief judge's discretion.
 - Under no circumstances, may any team members, coaches, etc., give any aid to the two (2) competitors. Offenders will be rewarded with disqualification.
 - Only one hatchet or axe and one sharp or draw knife may be used. *(Annual Meeting 2010)*
 - Contestants may place a cross sectional tree disc on the ground to build the fire on.
 - Members may not hold the hatchet or ax and the sharp knife or draw knife until the starting signal is given. *(Annual Meeting 2010)*

Participants must wear a chain mail glove on the hand used to hold the stick when splitting. *(Annual Meeting 2010)* Both contestants should wear a "bibbed" cap and long hair secured under the cap. Three disks (cookies) may be used (two for splitting wood and one to build the fire on) but do not necessarily have to be used.

5. Back Tank Race (Must wear proper footwear) *(Annual Meeting 2011)*

- (a) **Participants:** Any two (2) persons from a team will compete.
- (b) **Equipment:** Each pair will be supplied with an empty back tank – clamp to be padded to prevent injury or a plank (planks are recommended for safety reasons), 8 to 10 feet long and 12 inches in diameter; six (6) tires, placed in a staggered position (standard obstacle course position). *(Annual Meeting 2010)* Start/Finish line to be marked with lime or other distinguishable agent and ribboned stakes at corners. *(Annual meeting 2010)*
- (c) **Procedure:** The course will be approximately seventy-five (75) feet one way and done on a grass surface; when the starting signal is given, one runner assists the other in getting the tank on his/her back, he /she then runs, carrying hose in hands, twenty (20) feet to log, crosses log lengthwise with a minimum of two steps and without touching ground (if ground is touched, the member must return to the beginning of the log and start again), run fifteen (15) feet to tires, run through tires placing foot on ground inside each tire (if tire or ground is touched with hand, or the tire is missed, the member must return to beginning of tire obstacle and begin again), run twenty (20) feet to and around marker and run back to starting position where tank is transferred to other person and process is repeated. Straps must remain on the shoulders to the finish line. *(Annual Meeting 2010)*
- d) **Special Rules for Back Tank Race**
- Transfer of tank from one person to another must take place behind start/finish or a disqualification will result.
 - If any part of the hose hits the ground, or if both straps are not over the competitor's shoulders, a five second penalty will be added to the pair's time for each infraction.
 - If a competitor falls there is no five second penalty. If the wand hits the ground there is a five second penalty. *(Annual Meeting 2010)*



Woodsman Skills

A Provincial Woodsman Competition at 4-H Weekend

- Average age of the team is 13
- Oldest age is 15 years
- Wood for sawing will be 6 x 6 inch pine or aspen (poplar)
- Saws provided for sawing:
 - Crosscut: old fashioned ribbon saws (2)
 - Single pulp: 36-inch Hardpoint (2)
 - Double pulp: 42-inch Hardpoint (2)
- There will be only one competition in the morning
- Each member may only compete in two events
- Members can only participate on the Junior or Senior Team. They cannot be on both.
- Each team will have the opportunity for practice with the competition saws at 4-H weekend.



All equipment with the exception of personal protective equipment and that required for the water boil be supplied

A perpetual trophy and medallions will be awarded to the winning team.

NOTE:

All guidelines, regulations and safety concerns outlined in the Woodsman Competition apply to the Woodsman Skills.

